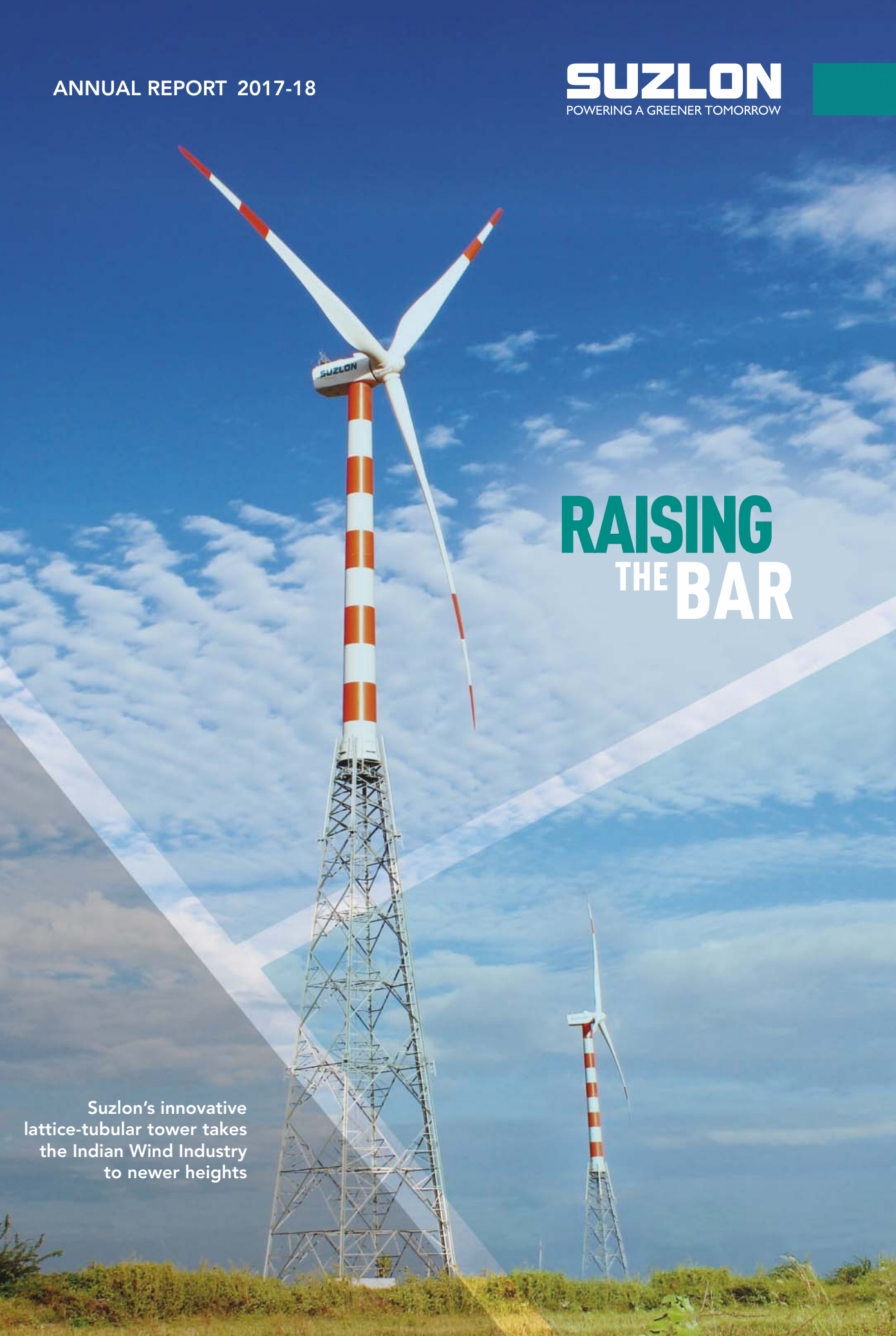




**RAISING  
THE BAR**

Suzlon's innovative  
lattice-tubular tower takes  
the Indian Wind Industry  
to newer heights



# RAISING THE BAR

This encapsulates Suzlon's preparedness to seize opportunities and face challenges that the future brings. It can be substantiated by our R & D capabilities, manufacturing infrastructure, service set up, our manpower, experience, leadership position etc.



**Cover Image:**

Featuring the S111 Wind Turbine Generator – Suzlon's latest innovation that has raised the bar for tower heights in India. The S111 with a lattice-tubular tower is available in 120m (metres) and 140m tower heights that allow for higher energy generation and optimization of resources.

# SUZLON VISION 2020

 To Be The Best Renewable Energy Company In The World

 To Work Towards Sustainable, Social, Economical And Ecological Development

 To Create A Better Life For Future Generations

## KEY MARKETS

### INDIA

- Realise 'Make in India' vision of the government by developing our vertically integrated value chain in order to build India's position as a hub for renewable energy
- Aim to achieve, and surpass the annual wind energy target of 5,000 MW set by the government
- Be the number one renewable energy player in the Indian market

### NORTH AMERICA

- The regions of U.S.A., Mexico and Canada remain attractive for Suzlon
- Development of technology, R&D and innovation

### OTHER MARKETS

- Australia to remain attractive for Suzlon
- Emerging markets to enhance Suzlon's growing footprint

## TECHNOLOGY ADVANCEMENT FOR REDUCED COST OF ENERGY

- Innovate to develop highest efficiency products to meet market requirements
- Establish new R&D facilities to further advance in technology and innovation
- Digitalisation of services and use of big data to increase efficiency and performance of wind turbines
- Aim to reduce the Levelised Cost of Energy (LCoE) and enable higher return on investment for customers

## GLOBAL CUSTODIAN OF CUSTOMERS' ASSETS

- Ensure profitable functioning of wind turbines across the world and expansion to 20 GW
- Ensure smooth functioning of products through long-term services
- Strengthen Operation and Maintenance Services (OMS) capabilities to develop solutions that enhance the life of Wind Turbine Generators (WTGs) and operational excellence to enable energy security and reliability
- Provide value-added products and services to meet the ever-growing customer needs

## A TALENTED WORKFORCE OF BRAND AMBASSADORS

- To sustain an environment where the global workforce of over 7,600 employees can work with increased transparency and measurable goals, aided by promoting employee initiatives
- Inspire a culture where employees are brand ambassadors of the organization
- Inculcate values where employees and the organization work in tandem to deliver optimum performance of the business

## COMPANY OF CHOICE FOR RENEWABLE ENERGY

- Building utility scale, GW size, viable projects as investment opportunities, with the aim of installing additional 15 GW in the next five years
- Develop innovative business models with the aim of offering repowering, wind-solar hybrid and offshore solutions
- Improve technological strength, enhance successful project execution and best-in-class service to retain market leadership, with an aim to capitalize on the potential available under the government's new policy framework

# INDEX



## COMPANY OVERVIEW

• COMPANY INFORMATION	03
• BOARD OF DIRECTORS	04
• CHAIRMAN'S LETTER	06
• GROUP CEO'S LETTER	10
• FINANCIAL HIGHLIGHTS	13
• KEY HIGHLIGHTS	14
• SUPPLY CHAIN MANAGEMENT	20
• SUZLON SERVICE	24
• SUZLON CSR	26



## STATUTORY REPORTS

• DIRECTORS' REPORT AND ANNEXURE THERETO	28
• MANAGEMENT DISCUSSION AND ANALYSIS REPORT	61
• CORPORATE GOVERNANCE REPORT	71
• BUSINESS RESPONSIBILITY REPORT	89



## FINANCIAL STATEMENTS

### STANDALONE FINANCIAL STATEMENTS

• INDEPENDENT AUDITOR'S REPORT ON FINANCIAL STATEMENTS	97
• BALANCE SHEET	102
• STATEMENT OF PROFIT AND LOSS	103
• CASH FLOW STATEMENT	106
• NOTES TO FINANCIAL STATEMENTS	108
• FORM AOC-1 [STATEMENT CONTAINING SALIENT FEATURES OF THE FINANCIAL STATEMENTS OF SUBSIDIARIES/ASSOCIATE COMPANIES/JOINT VENTURES AS PER COMPANIES ACT, 2013]	159

### CONSOLIDATED FINANCIAL STATEMENTS

• INDEPENDENT AUDITOR'S REPORT ON CONSOLIDATED FINANCIAL STATEMENTS	161
• CONSOLIDATED BALANCE SHEET	165
• STATEMENT OF CONSOLIDATED PROFIT AND LOSS	166
• CONSOLIDATED CASH FLOW STATEMENT	170
• NOTES TO CONSOLIDATED FINANCIAL STATEMENTS	172

NOTICE AND PROXY FORM	231
-----------------------	-----

# COMPANY INFORMATION

SUZLON ENERGY LIMITED  
CIN: L40100GJ1995PLC025447

## Mr. Tulsi R. Tanti

(DIN: 00002283)  
Chairman & Managing Director

## Mr. Vinod R. Tanti

(DIN: 00002266)  
Wholetime Director &  
Chief Operating Officer

## Mr. Girish R. Tanti

(DIN: 00002603)  
Non-Executive Director

## Mrs. Pratima Ram

(DIN: 03518633)  
A nominee of  
State Bank of India  
Non-Executive Director

## Mr. Brij Mohan Sharma

(DIN: 07193258)  
A nominee of IDBI Bank Limited  
(appointed as Additional Director  
w.e.f. January 1, 2018)  
Non-Executive Director

## Mr. Vaidhyanathan Raghuraman

(DIN: 00411489)  
Non-Executive  
Independent Director

## Mr. Marc Desaedeleer

(DIN: 00508623)  
Non-Executive  
Independent Director

## Mr. Ravi Uppal

(DIN: 00025970)  
Non-Executive  
Independent Director

## Mr. Venkataraman Subramanian

(DIN: 00357727)  
Non-Executive  
Independent Director

## Mr. Per Hornung Pedersen

(DIN: 07280323)  
Non-Executive  
Independent Director

## Mrs. Vijaya Sampath

(DIN: 00641110)  
Non-Executive  
Independent Director

## Mr. Sunit Sarkar

(DIN: 02806212)  
A nominee of IDBI Bank Limited  
(ceased to be a Director w.e.f.  
January 1, 2018)  
Non-Executive Director

## Mr. Rajiv Ranjan Jha

(DIN: 03523954),  
A nominee of Power Finance Corporation Limited  
(ceased to be a Director w.e.f. April 6, 2018).  
Non-Executive Director

### GROUP CHIEF EXECUTIVE OFFICER

## Mr. J. P. Chalasani

DIN: 00308931

### GROUP CHIEF FINANCIAL OFFICER

## Mr. Kirti J. Vagadia

DIN: 00605991  
ICAI Membership No.042833

### COMPANY SECRETARY

## Mr. Hemal A. Kanuga

ICSI Membership No.F4126

### BANKERS / INSTITUTIONS

Axis Bank Limited | Bank of Baroda | Bank of India |  
Bank of Maharashtra | Central Bank of India |  
Corporation Bank | Dena Bank | Export Import Bank of India |  
ICICI Bank Limited | IDBI Bank Limited | Indian Overseas Bank |  
Indian Renewable Energy Development Agency Limited |  
Life Insurance Corporation of India | Oriental Bank of  
Commerce | Power Finance Corporation Limited |  
Punjab National Bank | State Bank of India | The Saraswat  
Co-operative Bank Limited | Union Bank of India | Yes Bank

### REGISTERED OFFICE

"Suzlon", 5, Shrimali Society, Near Shri Krishna Complex,  
Navrangpura, Ahmedabad - 380009, India  
Tel.: +91.79.6604 5000 Fax: +91.79.2656 5540  
Website: [www.suzlon.com](http://www.suzlon.com) Email: [investors@suzlon.com](mailto:investors@suzlon.com)

### CORPORATE OFFICE

One Earth, Hadapsar, Pune - 411028, India  
Tel.: +91.20.6702 2000 Fax.: +91.20.6702 2100

### REGISTRAR AND SHARE TRANSFER AGENTS

Karvy Computershare Private Limited,  
Karvy Selenium, Tower B, Plot 31 & 32, Gachibowli,  
Financial District, Nanakramguda, Hyderabad-500032, India  
Toll Free No. 1800-3454-001  
Website: [www.karvycomputershare.com](http://www.karvycomputershare.com)  
Email: [einward.ris@karvy.com](mailto:einward.ris@karvy.com)

### STATUTORY AUDITORS

## Deloitte Haskins & Sells LLP,

Chartered Accountants,  
Firm Registration No.  
117366W/W-100018  
706, 'B' Wing, 7th Floor,  
ICC Trade Tower,  
Senapati Bapat Road,  
Pune-411016, India



# BOARD OF DIRECTORS



Standing (L to R): Mr. Venkatramanan Subramanian, Mr. Marc Desaedeleer, Mr. Ravi Uppal  
Seated (L to R): Mr. Vaidhyanathan Raghuraman , Mrs. Pratima Ram



Standing (L to R): Mr. Per Hornung Pederson, Mr. Vinod Tanti, Mr. Brij Mohan Sharma, Mr. Girish Tanti  
Seated (L to R): Mr. Tulsi Tanti, Mrs. Vijaya Sampath

# CHAIRMAN'S LETTER

## Dear Stakeholders,

Financial Year 2017-18 (FY18) has been a watershed year for the renewable energy sector. The overall wind industry installations plummeted from 5,400 MW in FY17 to 1,766 MW in FY18 (32% of FY17 installations) due to transition from FiT (Feed in Tariff) regime to auction-based price discovery. It is indeed heartening to see that amidst the business paucities resultant of the reformed market dynamics, Suzlon continues to remain the market leader. This fact is reflected in Suzlon gaining a market share of 35% in FY18, which is the largest by any Original Equipment Manufacturer (OEM) in India. Suzlon's achievement this fiscal year comes in the backdrop of a paradigm shift in the way wind business is conducted in India, with the advent of competitive bidding. Our agility to adapt quickly and efficiently to the changing market dynamics combined with technologically advanced products, project execution capabilities, vertically integrated operations, superior O&M services, pan-India presence across all customer segments has helped us lead with highest installations in FY18.

## RENEWABLES – GLOBAL OUTLOOK

Whilst developing countries witness economic overhauls; such a heavy impetus on industrialization does have an ensuing effect on our ecosystem. To mitigate the ill-effects of climate change, several countries have already adopted or are in the process of adopting strategies that combat climate change. These include carbon neutrality goals, reducing emission of greenhouse gases, optimum utilisation of natural resources, conserving forest covers, bringing in total energy efficiency and harnessing renewable energy, among others. Moreover, there have been record investments through public as well as private investors in the renewable energy industry primarily due to reduced capital costs in setting up both solar and wind power plants and year-on-year increased focus on clean energy solutions by governments through policy regimes and competitive bidding. The investments in clean energy solutions in Calendar Year (CY) 17 stood at \$330 billion, this is about 3% higher than CY16. A 3%

rise in investments fuelled a growth rate of 8% increase in clean energy capacity addition. This is a clear indication of the reduced project capital costs and tariffs for both solar and wind projects and this trend is expected to continue in the years to come. Similarly, more than 60% of the new investments in the global power sector have been in renewables, and this momentum will continue for the next five to ten years in India too. Wind energy across the globe has achieved grid parity and is now being seen as a commercial source of energy and no more an alternate source subsidized through schemes supported by the government. This gradual perception shift has helped the industry as a whole to become mainstream, relevant and commercially viable.

## RENEWABLES – INDIA OUTLOOK

The future for clean energy in India is promising; as evinced in the last three years with the installation of renewable energy capacity being doubled from 32 GW to 63 GW. The government's target of 175 GW has now been revised to 227 GW by 2022 including 67 GW wind energy. This target is closer to becoming a reality propelled by technology and conducive policy environment for renewables; thereby helping the nation achieve energy security in a sustainable, affordable and environmentally friendly way. Further, the Ministry of New and Renewable Energy (MNRE) has also announced target of 30 GW offshore by 2030. Wind industry is supporting the Government's vision and policy of 'Make in India'. Today more than 4,000 SME units in our country are producing wind turbine components across the value chain and providing large scale employment. There is an immense potential for the country to become a global manufacturing hub for wind energy, which is visible as a number of global companies have set up their manufacturing units in India. This gives us a huge leverage to start a robust export network from our nation to other countries. Additionally, the market visibility is improving and the government is deeply committed to pushing resources at the highest priority to exponentially grow the wind sector over the next few years. The wind industry is poised to grow at around 12 to 15 GW every year from FY20 facilitated by state and central bidding along with captive projects. India will add 60 to 75 GW in the next five years.

The renewable sector is already contributing around 20% of India's total installed power



capacity which is mainly driven by over 34 GW of wind power. Renewables will play a critical role in India's energy basket in order to ensure long-term energy security of the country and optimum utilization of existing grid infrastructure, enabled by rapidly evolving technology. There is a good visibility of volume for the next five years and we are fully equipped to capitalize on it.

### TECHNOLOGY AND INNOVATION – SETTING THE STANDARD

Over the years, we have successfully overcome challenges to keep pace with technology-driven changes that have ensuing effects on our business and society. Suzlon's best-in-class in-house technology and robust experience in the wind sector enables us to have a very strong and diverse customer base making us the preferred partner of choice. The high share of orders from the bidding volumes is a testament to our loyal customer base as well as our attractiveness to new customers. We are well equipped with the latest technology and innovative next-generation turbines that enable the most competitive

Levelised Cost of Energy (LCoE) and our vertically integrated manufacturing base gives us a huge cost advantage.

In FY18, three new Wind Turbine Generators (WTGs) were launched. The S111-140m (metres) is expected to deliver 5-6% higher generation than S111-120m, the S120-140m is expected to deliver 6-7% higher generation than S111, and the S128-140, the largest wind turbine generator in the country is available in the 2.6 – 2.8 MW platform and is expected to deliver 20-22% higher generation than S120. These next-generation turbines are well equipped to improve energy yield and support competitive tariff environment in India while protecting customers return on investment (ROI). We achieved another important milestone; Suzlon is the first private sector player to install and commission an operational Offshore LiDAR based Met Station with a remote monitoring system in the Arabian Sea, south-west of Jakhau port in Kutch, Gujarat. From designing and producing India's longest blade to collaborating with our logistics partner for its transportation; from innovation in carbon fibre blades to digitalisation initiatives such as usurping innovation in technology and research,



**Tulsi Tanti**  
Founder and CMD

at the organisational front, it requires us to constantly innovate and integrate the best technology available in our products and services. We pride ourselves on being an innovative company, and I am of the firm opinion that innovation is indispensable to any business, especially in today's ever-evolving market. We continue to focus on developing state-of-the-art business models with the aim of offering repowering and wind-solar hybrid solutions.

### DIGITALISATION IN THE WIND INDUSTRY

Digitalisation of services, innovation in tower and blade technologies aimed towards making unviable wind sites viable, ensuring better yield and increasing turbine utilisation will be the key focus areas. The industry will collaborate further for improving the supply chain, enabling grid integration and leveraging digital technologies.

Predictive/Prognostics Analytics based Maintenance, Condition Monitoring System (CMS) and Inventory optimisation enable us to maximise turbine efficiency and availability by leveraging the big data technologies. These digitalisation initiatives not only increase energy production at lower lifecycle cost but also ensure greater transparency of performance parameters at all levels. Further, digitalisation is a win-win situation for customers and wind farm operators since it assists in enhancing revenue and reduces operations and maintenance cost.

### SUZLON CSR – A DECADE OF DIFFERENCE

We have completed 10 glorious years of making a difference in innumerable lives through our Suzlon Foundation. A journey that began with a small village in Maharashtra has now reached to more than 800 villages across the country. The foundation empowers Village Development Committees (VDC) and engages them in community development activities that lead to an increased well-being of the community members. Among the many ground-breaking activities initiated by the foundation are two such initiatives Zero Cataract Blindness Program and Zero Darkness Program that have tangibly lit up many lives around the country. While one is an endeavour to eliminate darkness from the villages and the other from their lives. In the last 10 years, Suzlon Foundation has improved livelihoods of 1,83,308 families across the country, restored eye-sight of

5,654 cataract patients and lit up homes with more than 8,047 solar lighting systems. As a renewable energy solutions provider, we endeavour that no home remains dark, even though they may be off the grid. Our focus has always been on the overall sustainability and balanced growth of communities in and around our area of operations.

### THE FUTURE IS BRIGHT

The government's commitment to Renewable Energy remains intact and we strongly believe that the long-term fundamentals of the wind industry are sound. With the newly discovered tariff, wind energy is competitive with respect to other sources of energy and has emerged as a mainstream energy source. Going forward, we are well positioned to capitalize on the market opportunities with our superior technology, project execution experience spanning over two decades, new generation turbines offering higher energy yield, presence across the entire value chain, vertically integrated operations and best-in-class service capabilities. It is through technological innovation and the pursuit of sustainable social, economic and ecological development that we can chart the country's path to progress and power a greener tomorrow.

I firmly believe that technology and innovation will remain the catalyst in this endeavour. India's shift to renewable energy as a priority has laid the foundation to unlock 300 GW wind energy potential in the country. There is a good visibility of volume for the next five years and we are fully equipped for that. With government's thrust, the country is experiencing positive winds of change in the energy sector, particularly, in renewables. Indeed, India has the potential and capability to lead the global transition to renewable energy sources and become the renewable energy technology hub to the world.

I take this opportunity to thank all our stakeholders who are associated with Suzlon in whatever capacity for the unrelenting support and trust you all have bestowed on Suzlon, without which this journey towards creating a greener tomorrow would not be possible. Let us continue to take this momentum forward!

Best wishes,  
**Tulsi Tanti**

## S128-105m

**Largest Wind Turbine Generator (WTG)  
manufactured in India,  
with a rotor diameter of 128 metres  
installed in Sangneri, Tamil Nadu, India**



# GROUP CEO's LETTER

The financial year 2017-18 (FY18) has been a challenging year for the entire wind industry in India. The total wind installations in India plummeted to a mere 1,750 MW, which is in stark contrast to 1,769 MW installations done by just Suzlon alone in FY17. One of the key reasons for such a relatively bleak performance is the unprecedented policy change in the wind energy sector viz; the shift from Feed-in-Tariff (FiT) to the competitive bidding regime. Suzlon is a vertically integrated organisation, hence the policy change had sweeping ramification on our business. In such strenuous market conditions, we have overcome all challenges, timely serviced out debt obligations and retained the number one position in India by commissioning 626 MW which is the highest by any Original Equipment Manufacturer (OEM). We continue to be the preferred partner of choice for our customers to provide end-to-end wind energy solutions. I am certain that we shall carry this momentum in FY19, as Suzlon continues to excel by delivering the best-in-class products and services. As we start a new financial year, we recommit ourselves to work towards achieving higher levels of performance and conquer newer horizons in our pursuit of becoming a global market leader.

## FY18 PERFORMANCE HIGHLIGHTS

We have gained market share for the third consecutive year and increased it to 35% in FY18 from 19% in FY15 in annual wind energy installations. This achievement is reflective of our strong technical and project execution capabilities and over two decades of experience in the Indian market. Suzlon's achievement in FY18 comes in the backdrop of a paradigm shift in the way wind business is conducted in India, with the advent of competitive bidding. The current bidding regime has resulted in significant

expansion of volumes, which is a big opportunity for us. We also undertook a series of measures that mandated tough decisions including consolidating our operations, cost optimisation with a special focus on reducing our fixed cost, improving operational efficiency and improving technology to lower the cost of goods. All these initiatives helped us become competitive in the bidding regime and we have ended up with a good order book in the so far concluded auctions. We will continue this momentum in the coming years to further win more orders and execute all these projects at the right cost, time and quality.



**J.P. Chalasani**  
Group CEO

FY18 was a positive year for the Operations and Maintenance Services (OMS) vertical. With over 14.8 GW assets under our maintenance, over 8,500 turbines, we have been able to demonstrate the highest ever machine availability of 97.01%, which is a clear reflection of exceeding our customer commitments. Suzlon OMS has grown into a sizeable business and gives us steady annuity like cash flows. We are the largest OMS provider in the renewable sector and the second largest in Indian power sector next to NTPC.

On the solar energy front, Suzlon has successfully commissioned 340 MW solar projects on turnkey basis across Telangana, Rajasthan and Maharashtra during the year. Importantly, with the commissioning of the 340 MW, Suzlon has completed delivery of its entire solar order book. On the organisational front, there is an earnest attempt to focus on organisational effectiveness be it in terms of accountability at the business unit level, product innovation in a highly tech-driven market, working across functions or simply increasing operational efficiency and thereby continue to do more with less.

On our subsidiaries front, SE Forge too has demonstrated commendable performance over the years. Within a decade it has grown from a captive supplier to Suzlon to become an independent entity as one of the leading suppliers of large and high-precision castings and forgings.

### THE TECHNOLOGY OF THE FUTURE

At Suzlon, it has been our continuous endeavour to reduce the Levelised Cost of Energy (LCoE) by leveraging technology. To meet the expectations of growing competition in India and globally, we have introduced three new WTGs in FY18. The S111-140m (metres) is expected to deliver 5-6% higher generation than S111-120m, the S120-140m is expected to deliver 6-7% higher generation than S111, and the S128-140m, the largest wind turbine generator in the country is available in the 2.6 – 2.8 MW platform and is expected to deliver 20-22% higher generation than S120. These next-generation turbines are well equipped to improve energy yield and support competitive tariff environment in India while protecting customers Return on Investment (RoI). Suzlon is geared with next-generation turbines and future-ready technology for operations and

maintenance to ensure profitable and sustainable growth in the era of declining wind tariffs owing to the transition to the bidding regime. In future the introduction of Augmented and Virtual Reality based solutions will effectively be utilized for training engineers, in various health and safety scenarios, thereby reducing the chance of human and material losses.

### EMPLOYEES – OUR MOST VALUED ASSET

I firmly believe that employees, who feel they are an integral part of the organisational eco-system have always performed to the best of their potential. It is, therefore, the responsibility of the organisation to create avenues and platforms that help connect our employees and integrate them with the company's eco-system. At Suzlon, we continue to empower our employees through several initiatives like 'Connect', 'Dialogue for Change', 'WindChimes', 'Die Hard Suzlonians' and 'Employee Engagement Survey 2018' that help us understand their needs, encourage employee development programs and thereby assist them in achieving professional excellence. The employee engagement survey is conducted annually to help us to identify the areas of improvement on employee engagement and learning and development needs of our team. We undertake organisation-wide efforts to make a positive difference in these areas.

### SUZLON BEST SUITED TO CAPITALIZE ON MARKET OPPORTUNITY

FY18 was a transition phase to the bidding regime which created short-term challenges which are evident in the 67% drop in India wind commissioning during the year vis-à-vis FY17. However, with the policy and regulation falling into place, the bidding momentum is gathering pace; with 7.5 GW of auction completed till date, there is another 9.5 GW to be auctioned in FY19. The wind industry is poised to witness auctions of around 12 to 15 GW every year from FY20 onwards, through state and central level bidding along with captive projects. Our priorities are to continue to ramp up production, build strong order backlog and optimise costs across the board. The auction regime has not only expanded the Indian wind market to all 29 states but also provides affordable power to the people. These initiatives shall



facilitate the country to unlock 300 GW wind energy potential. The wind bidding roadmap unveiled by the Ministry of New and Renewable Energy (MNRE) gives a very clear volume guidance to attain its target of 60 GW, which we believe will be reached earlier than the 2022 deadline. Mr Tulsi Tanti's appointment as the Chairman of IWTMA will further enable collaboration within the industry to drive the next phase of wind energy revolution in India.

### THE WAY FORWARD

FY19 would be the start of a high volume market with an expected volume of 5 GW through central and state-level auctions in India, thereon the sector will witness a growth of around 12 to 15 GW volumes each year. Suzlon Group's current annual manufacturing capacity stands at around 4,200 MW. Additionally, we endeavour to invest and harness the latest technology that shall benefit the industry in the long run. We now plan to expand our OMS vertical to explore additional growth opportunities such as providing OMS for third-party turbines and developing and offering

value-added products. Going forward, our priorities are clear and there is a stringent focus on cost reduction, driving further working capital efficiency and achieving debt reduction.

During my tenure over the last two years, I have witnessed some remarkable teamwork and unwavering support shown by our team, 1,800+ customers, lenders, and vendor partners as well as our shareholders. I would like to thank each and every one of you for helping us reach these milestones. I assure you once again that we are dedicated and focussed on value creation for all our stakeholders, and we seek your continuous faith and support. We are on the threshold of an industry transformation wherein technology will play a key role; with every new challenge there will be new opportunities and we shall seize these opportunities with utmost sincerity and passion. I am certain that the future is bright!

Best regards,

J.P. Chalasani



**100 MW solar power plant in Veltoor, Telangana, India**

# FINANCIAL HIGHLIGHTS

CONSOLIDATED

Rs in Crore

Particulars	I GAAP			Ind-AS		
	2013-14	2014-15	2015-16	2015-16*	2016-17	2017-18
Revenue from operations	20,212	19,837	9,508	9,483	12,714	8,292
EBIDTA	(141)	316	969	1,102	2,499	1,003
Interest	1,792	1,746	997	1,134	1,107	1,106
Depreciation	777	809	403	392	389	342
Net profit / (loss)	(3,520)	(9,158)	483	583	852	(384)
Equity share capital	498	742	1,004	1,004	1,005	1,064
Net worth	(544)	(9,122)	(7,083)	(7,533)	(6,841)	(6,967)
Gross fixed assets	18,055	16,154	4,905	2,208	2,618	2,879
Net fixed assets	13,948	6,200	1,925	1,839	1,871	1,816
Total assets	30,315	21,731	9,967	9,723	12,160	11,121
Basic earning per share	(15.7)	(30.5)	1.0	1.2	1.7	(0.7)
EBIDTA / Gross turnover (%)	-0.7%	1.6%	10.2%	11.6%	19.7%	12.1%

\* Figures are restated as per Ind-AS



# KEY HIGHLIGHTS



## RAISING THE BAR

The S111-140m Wind Turbine Generator (WTG) was commissioned at Jamanwada site in Kutch Gujarat. It is the tallest WTG in India with a tubular-lattice combined tower of 140 metres in height and rotor diameter of 111.8 metres. The S111-140m will further reduce the Levelised Cost of Energy (LCoE).



## MANUFACTURES INNOVATIVE ROTOR BLADE

Designed and manufactured the country's longest wind turbine blade at the Rotor Blade Unit in Padubidri, Karnataka. The innovative blade measures 63 metres in length and has been developed using carbon fibre which allows higher aerodynamic efficiency, lighter, longer, stiffer, and stronger wind turbine blades. The 63 metres blade will offer higher aerodynamic performance, improved Annual Energy Production (AEP) and will harness the optimal available wind resources. The new blade has been specifically developed for Suzlon's new S128 WTG.

WTG  
manufacturing unit in  
Daman (U.T.), India



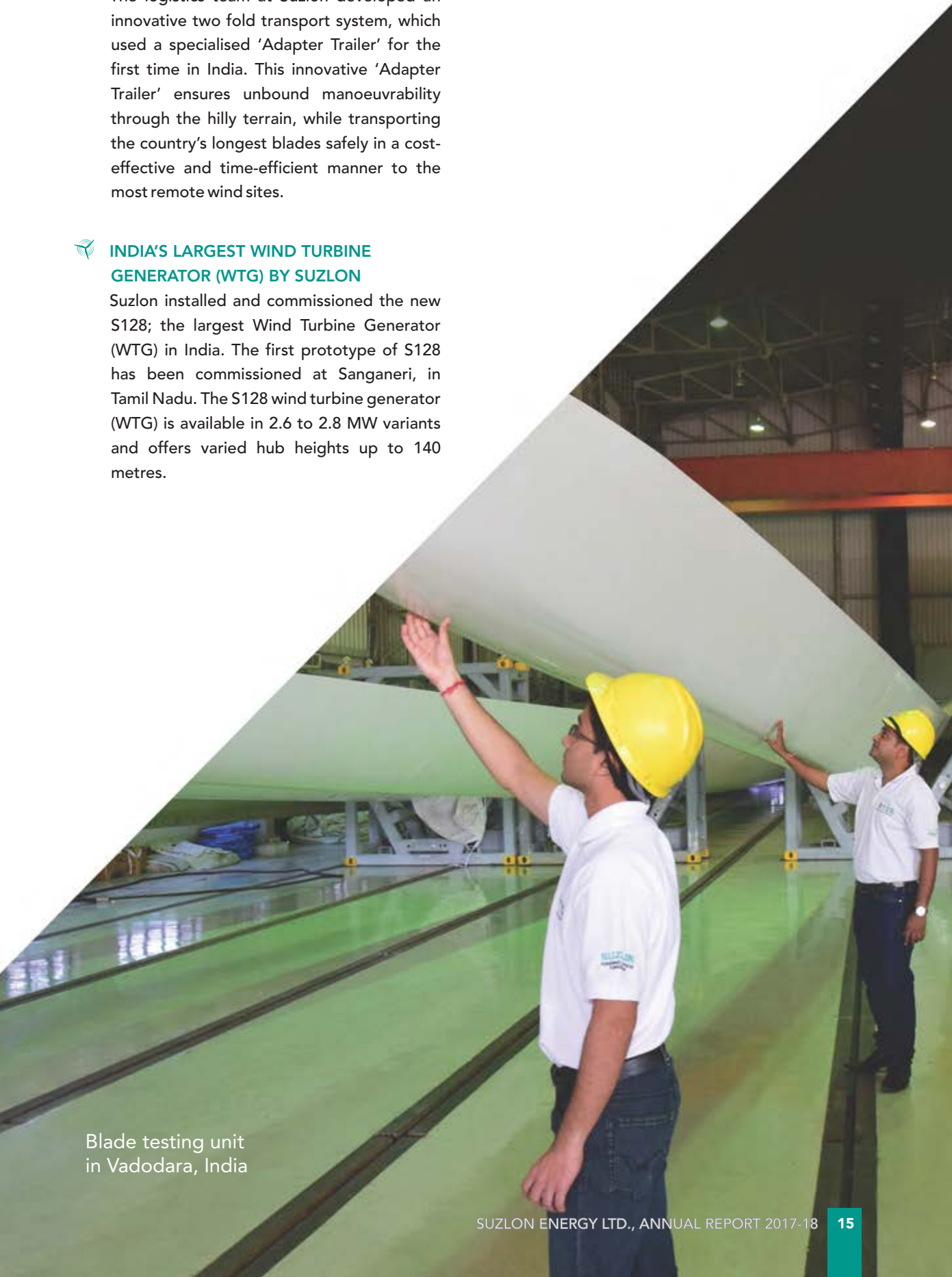
### INNOVATIVE LOGISTICS SOLUTION

The logistics team at Suzlon developed an innovative two fold transport system, which used a specialised 'Adapter Trailer' for the first time in India. This innovative 'Adapter Trailer' ensures unbound manoeuvrability through the hilly terrain, while transporting the country's longest blades safely in a cost-effective and time-efficient manner to the most remote wind sites.



### INDIA'S LARGEST WIND TURBINE GENERATOR (WTG) BY SUZLON

Suzlon installed and commissioned the new S128; the largest Wind Turbine Generator (WTG) in India. The first prototype of S128 has been commissioned at Sangneri, in Tamil Nadu. The S128 wind turbine generator (WTG) is available in 2.6 to 2.8 MW variants and offers varied hub heights up to 140 metres.



Blade testing unit  
in Vadodara, India



### CARE UPGRADES SEFORGE RATING TO INVESTMENT GRADE BBB+

SEForge Limited (SEForge) rating upgraded to BBB+. The rating has been assigned to SEForge's outstanding bank facilities and for fund based Working Capital and Term Loan facilities. The rating upgrade is based on the improvement in SEForge's operational performance and revenue visibility. SEForge has consistently delivered strong performance across all key parameters.

Forging unit at  
Special Economic Zone (SEZ) in  
Coimbatore, Tamil Nadu, India





### SUCCESSFUL EXECUTION OF 340 MW OF SOLAR POWER TURNKEY PROJECTS

Suzlon successfully completed the commissioning of 340 MW solar power turnkey projects across sites in the state of Telangana (210 MW), Rajasthan (60 MW) and Maharashtra (70 MW). With the commissioning of the 340 MW solar projects, Suzlon has completed delivery of its entire solar order book.



### CARE ASSIGNS PROVISIONAL 'A' CREDIT RATING TO SUZLON GLOBAL SERVICES LIMITED

Suzlon Global Services Limited (SGSL) received credit rating upgrade for proposed long-term bank facilities to 'A' (Provisional) rating with stable outlook for proposed long-term bank facilities. The 'A' rating has been assigned taking into consideration SGSL's strong and consistent performance across all key parameters.



### EXPLORING OFFSHORE WITH A TECHNO-COMMERCIAL FEASIBILITY STUDY

Suzlon and associates commissioned the first Operational Offshore Met Station in the Arabian Sea in Gujarat. The met station will collect wind data for a period of two years, which is crucial for better assessment and development of offshore wind energy projects.



Rotor blade unit in Padubidri, Karnataka, India



## PROMINENT AWARDS AND RECOGNITIONS RECEIVED BY SUZLON IN FY17-18

- Suzlon Global Services Ltd. (SGSL) won the runner-up trophy at the 29th QualTech Awards 2017 under 'Service Improvement' category
- Suzlon is selected amongst the top five leading vendors in the Global Wind-turbine Generator Market 2017-2021 report by Technavio



## MR TULSI TANTI APPOINTED AS THE CHAIRMAN OF INDIAN WIND TURBINE MANUFACTURERS ASSOCIATION (IWTMA)

Mr Tulsi Tanti, Founder, Chairman and Managing Director of Suzlon Energy was appointed as the Chairman of IWTMA. Regarded as the 'Wind Man of India' and a pivotal part of the global renewable energy industry, Mr Tanti leads the development of public policy for energy use and also advises on policy issues with active participation from various industry bodies. Under his leadership, IWTMA will continue to focus on enabling energy security, affordable and sustainable energy for all. The association will endeavour to further strengthen collaboration amongst industry players to drive the next phase of wind energy revolution in India and enable India's transition to a low carbon economy.



## SUZLON RETAINS MARKET LEADERSHIP AMIDST INDUSTRY TRANSITION

Suzlon retained its market leadership amidst industry transition. Successfully commissioned 626 MW in FY18; highest wind installations in India by any Original Equipment Manufacturer (OEM) during the fiscal. Gained market share of 35% despite an extremely challenging year for the sector due to the transition from Feed-in-Tariff (FiT) to bidding regime. Suzlon has built 1/3rd of Nation's wind energy capacity with ~11,900 MW cumulative installations to date, making it the undisputed market leader for 23 years.



## 2<sup>nd</sup> LARGEST OPERATIONS AND MAINTENANCE (OMS) PLAYER IN INDIA

Suzlon has the 2nd largest operations and maintenance capacity in the country with ~11,900 MW of wind capacity (over 8,500 WTGs) under its service fold. In FY18, our OMS team delivered commendable performance as evidenced in the highest ever machine availability of 97.01%.



## SUZLON FOUNDATION COMPLETES A DECADE OF DIFFERENCE

Suzlon Foundation, the CSR arm of Suzlon Group, completed 10 years. Suzlon Foundation has endeavoured to make a real difference to the communities, rather than just being a charitable foundation. Through an integrated approach and collaboration with multiple stakeholders, the foundation has created a self-sustaining ecosystem for communities across the value chain of Suzlon's operations.



## Innovative Rotor Blade Adaptor

**A specialised Rotor Blade Adaptor trailer was used for the first time in India. This innovative two-fold transport system ensures safe and unbound manoeuvrability through the hilly terrain.**

Rotor blade unit in Padubidri, Karnataka, India



# SUPPLY CHAIN MANAGEMENT

Supply Chain Management (SCM) has been the backbone of our business at Suzlon, and it has played an integral part in customer satisfaction, thus helping Suzlon to be a market leader. The SCM team focuses on ensuring completion of wind and solar projects on time, adherence to quality and safety without cost over-runs.

Suzlon's supply chain management encompasses integrated planning and execution of processes, required to optimise the flow of materials, information and financial capital in the areas that include demand planning, sourcing, production, inventory management, storage, logistics and returnable products. Supply chain management is a robust system of independent functions working together in an interrelated process. This ensures that the process functions independently of any particular aspect of the operation as well as complements each function. This proves to be an advantage as timelines of service delivery are always fulfilled, thereby ensuring profitability for the customer.

Since we are a vertically integrated organisation, with a total manufacturing capacity of 4,200 MW



spread across 14 facilities in key wind rich states across India; we have total control over the entire value chain process from manufacturing of equipment to installation and commissioning of the wind turbine generators (WTGs). This allows us to innovate, keep strict control over quality and costs, thereby making us agile to cater to the market dynamics and create a value proposition that resonates consistently with our customers.

Due to strategically placed manufacturing facilities and warehouses across key wind states, we have ensured right inventory levels and just in time deliveries, with minimum working capital. This has contributed in making Suzlon a market leader in India with over 11.9 GW of installed capacity and global installation of around 17.9 GW spread across 17 countries in Asia, Australia, Europe,

Africa and Americas. The team is also responsible for managing inventories as per predefined norms in operations and maintenance services (OMS) to ensure maximum uptime of WTGs.

The SCM team also plays a crucial role in new product development by working out the Cost of Goods Sold (CoGS) and reducing the time of product development cycle. In FY18 we introduced three new products and have successfully managed to reduce the time of new product development cycle from 18 to 9 months.

The logistics team ensures the smooth functioning of SCM by taking care of the distribution of materials at the right place and on right time. Advancements in the wind industry have led to bigger blades and taller hub heights. Logistics of

## Blade transportation in Devils Lake, USA





## Blade transportation in Sanganeri Tamil Nadu, India



the blade has been challenging due to constrained road conditions. The logistics team at Suzlon developed an innovative two fold transport system, which used a specialised 'Adapter Trailer' for the first time in India. This innovative approach ensured unbound manoeuvrability through the hilly terrain, while transporting long blades safely in a cost-effective and time-efficient manner to the most remote wind sites.

Suzlon aims at consistency in practices and quality in products, both of which are ensured through a rigorous vendor development process. We have created alternative sources, through expansion of the vendor base, localisation and standardisation of certain components to keep the cost of procurement under control.

All vendors and subsidiaries are required to meet the quality standards, strategic goals and vision of the organisation. They are carefully screened and analysed on numerous criteria related to materials,

processes, quality and environment by a dedicated unit comprising of industry experts.

Vendors are also required and recommended to obtain industry certifications to verify their practices, in order to ensure quality and excellence in production, maintain a high standard of employee health and safety and adhere to Suzlon's promise of a minimising carbon footprint.

With the advent of the bidding regime, optimisation of supply chain management is going to play a key role in maintaining price competitiveness, launching new products with reduced time of product development cycle and reducing the overall Levelised Cost of Energy (LCoE).

Suzlon's supply chain management process contributes to helping customers earn profits, in a sustainable manner, while powering a greener tomorrow.

## Wind farm in Hallett, Australia






# SUZLON SERVICE

Suzlon's Operations and Maintenance Services (OMS) continues to revolutionise operations and maintenance in the wind sector. We are leveraging the Internet of Things (IoT), along with real-time data analytics for the digitalisation of services and to improve the performance of a wind turbine. This enables higher energy yield consistently throughout the lifecycle of the Wind Turbine Generator (WTG).

We provide lifetime support to our customer's wind assets, thereby establishing a partnership that goes beyond the installation and commissioning of the WTG. The OMS division offers SUZlon RELiability (SURE) services which is Suzlon's assurance of dependability at every stage of investment.

With around 17.9 GW cumulative wind installations and 14.8 GW under our services portfolio, spread across 17 countries in six continents, we have an unmatched experience of operating and maintaining large-scale wind farms under varied geographical and climatic conditions. We are the second largest operations and maintenance services company (11.9 GW of installation with more than 8,500 turbines) in the Indian power sector. In addition, OMS also maintains 340 MW of solar utility scale farms with advance trackers and robotic cleaning systems.

Suzlon has the knowledge and resources to ensure WTGs deliver peak performance and ensure the best Return on Investment (RoI) for our customers.



Over 3,000 service engineers are dedicated towards the preventive maintenance of WTGs to ensure minimum breakdowns thereby leading to higher machine uptime. In FY18, our OMS delivered commendable performance as evidence in the average machine availability of more than 97.01%

Suzlon's OMS embodies exceptional data-driven competence, which is also perpetuated through the value-added services and multi-make OMS for other wind turbine OEMs. We have introduced the following value-added products to deliver service excellence:

**FIRE SUPPRESSION SYSTEM** – A fire extinguisher that uses the latest aerosol technology. The fire suppression system uses as an unconventional way to reach to remote areas and prevent the fire from spreading. Since it curtails the fire from spreading further, it safeguards the turbine and reduces the downtime.

**SC-TRINITY** – This is Suzlon's advanced in-house developed and user-friendly SCADA application. The best-in-class fleet performance analysis tool, this next-generation SCADA platform enables a user to view the real-time performance of turbines.

**QUICK CLIMB** – A compact remote-controlled climbing device that integrates the function of an assistant climbing and carrying objects; hence, reduces human energy consumption to zero. Also, results in improved efficiency, reduced downtime, easy and faster movement of men and materials.

**QUICK SENSE** – A more accurate wind direction sensor with higher wind vane resolution. This leads to better alignment of the nacelle to the wind direction, resulting in better Annual Energy Production (AEP).

We are committed to embrace digital transformation and become a world-class renewable energy service provider.





# SUZLON CSR

## SUZLON FOUNDATION

– A decade of difference



This is a special year for Suzlon Foundation—CSR arm of Suzlon Group. The foundation has completed 10 glorious years. Launched in a small village in Maharashtra, it has now reached to over 800 villages across the country and has worked towards empowering innumerable lives. Whether it was enabling clean drinking water or medical care for the needy; spearheading programs for the education of a girl child in the most remote areas of the country or initiating self-help groups—all these initiatives accomplished by the Suzlon Foundation over the past decade have humbled, enriched and committed us to the various causes. The foundation's focus has always been on overall sustainability and balanced growth of communities in and around areas where Suzlon operates.

Suzlon Foundation (SF) works on the framework of five capitals - Financial, Natural, Social, Human and Physical. All programs of the foundation are

designed to enhance these capitals. Thus, livelihood programs enhance financial capital, natural resource management programs enhance natural capital, social institution building and empowerment programs enhance social capital, education and health initiatives enhance human capital and basic infrastructure improvement or civic amenities programs enhance physical capital. These programs extensively contribute to sustainability and are in sync with the Sustainable Development Goals declared by the United Nations.

Moreover, the CSR programs are identified collaboratively with the villagers based on their needs and are mainly focused on enhancing the livelihood, health, education, civic amenities and educating on natural resource management. The foundation has evolved to adapt to the changing needs, however, our commitment to making a real

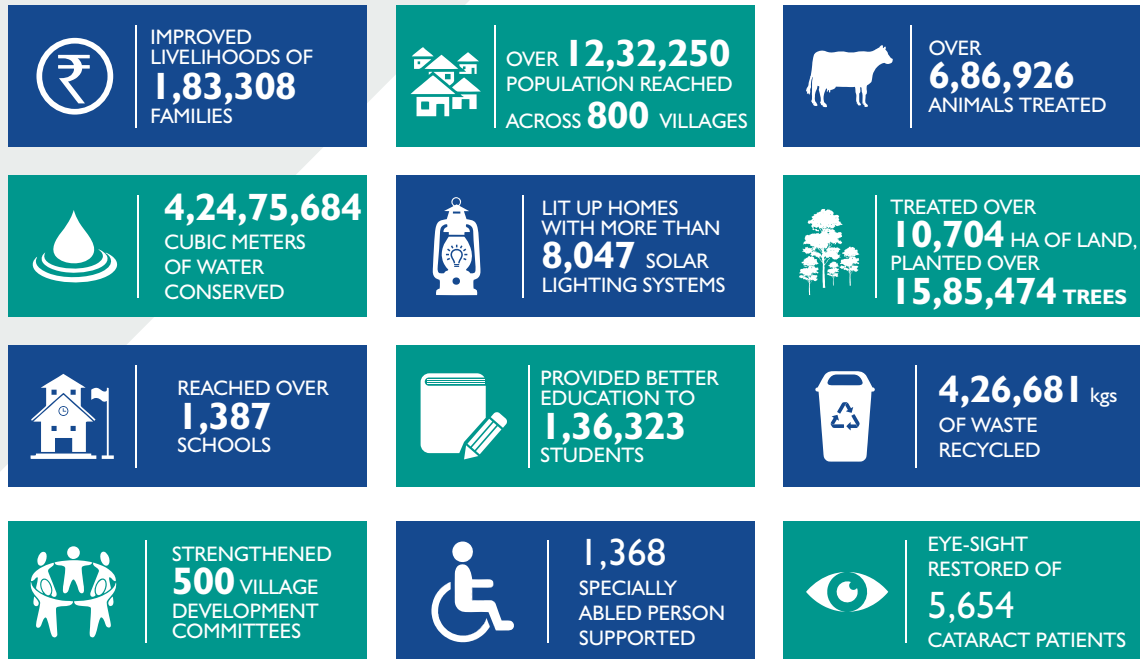


impact on society has been unwavering. The foundation's success story is also driven by our colleagues; over the past decade, it has received unceasing support from our fellow Suzlonians. It is

indeed heartening to see their commitment towards our CSR goals, which has allowed for a better integration of CSR perspective in business practices.

Over the last 10 years, Suzlon foundation has achieved the following milestones:

#### Key Highlights:



With that being said it is also important to acknowledge the untiring efforts of volunteers associated with the foundation that over the past decade have immensely contributed to the numerous social causes and truly made a difference in the world.

**At Suzlon, we truly believe that  
being human is given but  
keeping our humanity is a choice.**



# DIRECTORS' REPORT

Dear Shareholders,

The Directors present the Twenty Third Annual Report of your Company together with the audited standalone and consolidated financial statements for the financial year ended March 31, 2018.

## 1. FINANCIAL RESULTS

The audited standalone and consolidated financial results for the year ended March 31, 2018 are as under:

Particulars	Standalone				Consolidated			
	Rs. in Crores		USD in Million		Rs. in Crores		USD in Million	
	2017-18	2016-17	2017-18	2016-17	2017-18	2016-17	2017-18	2016-17
Revenue from operations	6,142.62	9,229.21	942.41	1,423.16	8,292.25	12,692.53	1,272.21	1,957.21
Other operating income	23.86	16.47	3.66	2.54	41.59	21.84	6.38	3.37
Earnings before interest, tax, depreciation and amortization (EBITDA)	664.22	1,835.16	101.91	282.99	1,003.06	2,499.39	153.89	385.41
Less: Depreciation and amortisation expense	419.28	413.99	64.33	63.84	341.61	389.03	52.41	59.99
Earnings before interest and tax (EBIT)	244.94	1,421.17	37.58	219.15	661.45	2,110.36	101.48	325.42
Add: Finance income	369.16	400.97	56.64	61.83	79.17	88.82	12.15	13.70
Less: Finance costs	1,222.84	930.71	187.61	143.52	1,580.98	1,287.59	242.56	198.55
Profit/ (loss) before tax before exceptional items	(608.74)	891.43	(93.39)	137.46	(840.36)	911.59	(128.93)	140.57
Less: Exceptional items	546.00	535.78	83.77	82.62	(449.62)	-	(68.98)	-
Profit/ (loss) before tax	(1,154.74)	355.65	(177.16)	54.84	(390.74)	911.59	(59.95)	140.57
Less: Tax expense (Net of earlier years tax and MAT credit entitlement)	1.40	(0.05)	0.21	-	(1.56)	11.70	(0.24)	1.80
Profit/ (loss) after tax	(1,156.14)	355.70	(177.38)	54.84	(389.18)	899.89	(59.71)	138.76
Share of profit / (loss) of associates and joint ventures	N.A.	N.A.	N.A.	N.A.	5.17	(48.25)	0.79	(7.44)
Net profit/ (loss) for the year	(1,156.14)	355.70	(177.38)	54.84	(384.01)	851.64	(58.92)	131.32
Other comprehensive income/ (loss), net of tax	7.17	(9.94)	1.10	(1.53)	(189.27)	(239.68)	(29.04)	(36.96)
Total comprehensive income/ (loss), net of tax	(1,148.97)	345.76	(176.28)	53.31	(573.28)	611.96	(87.95)	94.37

1 US\$ = Rs.65.1800 as on March 31, 2018 (1 US\$ = Rs.64.8500 as on March 31, 2017)

## 2. COMPANY'S PERFORMANCE

**On a standalone basis**, the Company achieved revenue from operations of Rs.6,142.62 Crores and EBIT of Rs.244.94 Crores as against Rs.9,229.21 Crores and Rs.1,421.17 Crores respectively in the previous year. Net loss for the year is Rs.1,156.14 Crores as compared to net profit of Rs.355.70 Crores in the previous year. The Company has incurred losses for the financial year under review as compared to profits of previous year primarily due to lower volumes on account of transition of Indian wind industry from feed in tariff (FIT) regime to competitive bidding.

**On consolidated basis**, the Group achieved revenue from operations of Rs.8,292.25 Crores and EBIT of Rs.661.45 Crores as against Rs.12,692.53 Crores and Rs.2,110.36 Crores respectively in the previous year. Net loss for the year is Rs.384.01 Crores as compared to net profit of Rs.851.64 Crores in the previous year. The increase in loss during the financial year under review as compared to previous year is primarily due to lower volumes on account of transition of Indian wind industry from feed in tariff (FIT) regime to competitive bidding.

## 3. APPROPRIATIONS

### a) Transfer to reserves

During the financial year under review, the Company was not required to transfer any amount to any reserves.

### b) Dividend

In view of accumulated losses, the Board of Directors has not recommended any dividend on equity shares for the year under review.

### c) Dividend Distribution Policy

In terms of Regulation 43A of the Securities and Exchange Board of India (Listing Obligations and Disclosure Requirements) Regulations, 2015 (the "Listing Regulations"), the Company has adopted a Dividend Distribution Policy which has been provided in an Annexure which forms part of the Directors' Report. The Dividend Distribution Policy is also available on the Company's website ([www.suzlon.com](http://www.suzlon.com)).

#### 4. MATERIAL DEVELOPMENTS DURING THE FINANCIAL YEAR UNDER REVIEW AND OCCURRED BETWEEN THE END OF THE FINANCIAL YEAR AND THE DATE OF THIS REPORT

During the financial year under review and up to the date of this Report, certain material changes took place, the details of which together with their rationale are as under:

- a) **Sale of SPVs** – During the financial year under review, the Company signed share purchase agreements in respect of following domestic SPVs:

- Shanay Renewables Limited and Saroja Renewables Limited for sale of 100% equity stake to Skeiron Renewable Energy Private Limited.
- Rajat Renewables Limited and Kanak Renewables Limited for sale of 100% equity stake to Shruti Power Projects Private Limited (a wholly owned subsidiary of ReNew Power Ventures Private Limited).

This sale is part of the trade practice of forming special purpose vehicles for setting-up of wind turbine projects and selling them to the customers.

- b) **Amalgamation / Merger / Demerger**

With a view to consolidate the manufacturing activities, to optimise on cost and to have enhanced efficiency, the Company had initiated a Composite Scheme of Amalgamation and Arrangement (the "Scheme") involving merger of three wholly owned subsidiaries, namely, SE Blades Limited, SE Electricals Limited and Suzlon Wind International Limited into the Company, and demerger of tubular tower manufacturing division of another wholly owned subsidiary, namely, Suzlon Structures Limited (now known as Suzlon Global Services Limited), into the Company.

The Honourable National Company Law Tribunal ("NCLT"), Ahmedabad Bench, has approved the Composite Scheme of Amalgamation and Arrangement between SE Blades Limited, SE Electricals Limited and Suzlon Wind International Limited (collectively referred to as the "Transferor Companies" / "Amalgamating Companies") and Suzlon Structures Limited (now known as Suzlon Global Services Limited) (the "Demerging Company") with Suzlon Energy Limited (the "Transferee Company" / "Resulting Company" / "Company") and their respective shareholders and the creditors (the "Scheme") vide order dated May 31, 2017 and the Scheme has become effective from June 1, 2017 from the respective appointed dates, i.e. January 1, 2016 for merger and April 1, 2016 for demerger, consequent upon filing of the certified copy of the Order issued by the NCLT, Ahmedabad Bench, with the Registrar of Companies, Gujarat.

- c) **Transfer of WTG undertakings**

During the financial year under review, the Company has signed Slump Sale Agreement on March 31, 2018 with Suzlon Gujarat Wind Park Limited ("SGWPL"), a step down wholly owned subsidiary of the Company, for transfer of the wind turbine generator undertakings ("WTG undertakings"), along with all the assets and liabilities pertaining to the WTGs of the Company as a going concern on a slump sale basis, for the purpose of moving towards consolidating the Company's power production business in SGWPL. The said WTG undertakings were earlier transferred to the Company pursuant to the merger of its subsidiaries with the Company.

#### 5. CAPITAL

- a) **Increase in authorised share capital** – During the financial year under review, the authorised share capital of the Company increased from Rs.1,500.00 Crores divided into 750,00,00,000 Equity Shares of Rs.2/- each to Rs.2,498.00 Crores divided into 1249,00,00,000 Equity Shares of Rs.2/- each by virtue of Common Final Order passed by NCLT approving the aforesaid Composite Scheme of Amalgamation and Arrangement. The authorised share capital of the Company as on the date of this Report is Rs.2,498.00 Crores divided into 1249,00,00,000 Equity Shares of Rs.2/- each.

- b) **Increase in paid-up share capital** - During the financial year under review, the Company has made following allotments, whose details are as under:

Date of allotment	No. of Securities	Remarks
April 25, 2017	1,67,50,807 equity shares of Rs.2/- each	Allotment pursuant to conversion of 4,300 USD 546,916,000 Step-up Convertible Bonds due 2019
May 3, 2017	1,36,34,377 equity shares of Rs.2/- each	Allotment pursuant to conversion of 3,500 USD 546,916,000 Step-up Convertible Bonds due 2019
May 12, 2017	7,31,58,180 equity shares of Rs.2/- each	Allotment pursuant to conversion of 18,780 USD 546,916,000 Step-up Convertible Bonds due 2019
June 3, 2017	5,61,73,638 equity shares of Rs.2/- each	Allotment pursuant to conversion of 14,420 USD 546,916,000 Step-up Convertible Bonds due 2019
June 26, 2017	79,70,268 equity shares of Rs.2/- each	Allotment pursuant to conversion of 2,046 USD 546,916,000 Step-up Convertible Bonds due 2019
July 20, 2017	9,87,12,902 equity shares of Rs.2/- each	Allotment pursuant to conversion of 25,340 USD 546,916,000 Step-up Convertible Bonds due 2019
August 12, 2017	2,89,74,999 equity shares of Rs.2/- each	Allotment pursuant to conversion of 7,438 USD 546,916,000 Step-up Convertible Bonds due 2019

Accordingly, the paid-up share capital of the Company as on the date of this Report is Rs.1,063.96 Crores divided into 531,97,74,121 equity shares of Rs.2/- each.

- c) **Global Depository Receipts (GDRs)** - The outstanding GDRs as on March 31, 2018 are 22,61,816 representing 90,47,264 equity shares of Rs.2/- each. Each GDR represents four underlying equity shares in the Company.



- d) **Foreign Currency Convertible Bonds ("FCCBs")** – During the financial year under review, 29,53,75,171 equity shares of Rs.2/- each have been allotted to the Bondholders pursuant to conversion of 75,824 USD 546,916,000 Step-up Convertible Bonds due 2019. The details of outstanding convertible securities as on March 31, 2018 and as on date of this Report are as under:

Series	Outstanding amount (USD)	Exchange rate	Convertible on or before	Conversion price
USD 546,916,000 Step-up Convertible Bonds due 2019 (Restructured Bonds)	17,20,02,000	60.225	July 9, 2019	15.46

Note: Post March 31, 2018 and up to the date of this Report, the Company has not received any notice(s) for conversion of FCCBs into equity shares.

## 6. EXTRACT OF THE ANNUAL RETURN

The extract of the annual return in Form MGT-9 in terms of Section 92(3) of the Companies Act, 2013 for the financial year under review has been provided in an Annexure which forms part of the Directors' Report.

## 7. NUMBER OF BOARD MEETINGS HELD

The details pertaining to number of Board Meetings held during the financial year under review have been provided in the Corporate Governance Report forming part of this Annual Report.

## 8. DIRECTORS' RESPONSIBILITY STATEMENT

Pursuant to Section 134(5) of the Companies Act, 2013, the Board of Directors confirm to the best of their knowledge and belief that:

- in the preparation of the annual accounts, the applicable accounting standards had been followed along with proper explanation relating to material departures;
- the directors had selected such accounting policies and applied them consistently and made judgments and estimates that are reasonable and prudent so as to give a true and fair view of the state of affairs of the Company at the end of the financial year and of the loss of the Company for that period;
- the directors had taken proper and sufficient care for the maintenance of adequate accounting records in accordance with the provisions of the Companies Act, 2013 for safeguarding the assets of the Company and for preventing and detecting fraud and other irregularities;
- the directors had prepared the annual accounts on a going concern basis;
- the directors, in the case of a listed company, had laid down internal financial controls to be followed by the Company and that such internal financial controls are adequate and were operating effectively; and
- the directors had devised proper systems to ensure compliance with the provisions of all applicable laws and that such systems were adequate and operating effectively.

## 9. A STATEMENT ON DECLARATION GIVEN BY INDEPENDENT DIRECTORS

In terms of Section 149(7) of the Companies Act, 2013, Mr. Vaidhyanathan Raghuraman, Mr. Marc Desaeleer, Mr. Ravi Uppal, Mr. Venkataraman Subramanian, Mr. Per Hornung Pedersen and Mrs. Vijaya Sampath, the Independent Directors of the Company, have given a declaration to the Company that they meet the criteria of independence as specified under Section 149(6) of the Companies Act, 2013 and the Listing Regulations and there has been no change in the circumstances which may affect their status as Independent Directors.

## 10. COMPANY'S POLICY ON DIRECTOR'S APPOINTMENT AND REMUNERATION

In accordance with Section 178 of the Companies Act, 2013 and the Listing Regulations, the 'Board Diversity and Remuneration Policy' as approved by the Nomination and Remuneration Committee of the Board of Directors is available on the Company's website ([www.suzlon.com](http://www.suzlon.com)). The details of remuneration paid to the Executive and Non-executive Directors have been provided in the Corporate Governance Report forming part of this Annual Report.

## 11. AUDITORS AND AUDITORS' OBSERVATIONS

- Statutory Auditors** - M/s. Deloitte Haskins & Sells LLP, Chartered Accountants (Firm Registration No.117366W/W-100018) were appointed as the Statutory Auditors of the Company to hold office from the conclusion of the Twenty Second Annual General Meeting till the conclusion of the Twenty Seventh Annual General Meeting of the Company, i.e. for a period of five years.

**Statutory Auditors' Observation(s) in Audit Report and Directors' explanation thereto** – None

- Secretarial Auditor** – Pursuant to the provisions of Section 204 of the Companies Act, 2013 and Rules made thereunder, Mr. Dinesh Joshi, Partner, Kanj & Associates, Company Secretaries, Pune (Membership No.F3752 and C.P.No.2246) has been appointed as the Secretarial Auditor to conduct the Secretarial Audit for the financial year 2017-18. A Secretarial Audit Report in Form MR-3 given by the Secretarial Auditor has been provided in an Annexure which forms part of the Directors' Report.

**Secretarial Auditors' Observation(s) in Secretarial Audit Report and Directors' explanation thereto** – None

- Cost Auditors** - M/s. D.C.Dave & Co., Cost Accountants, Mumbai (Registration No.000611) had been appointed as the Cost Auditors for conducting audit of cost accounting records of the Company for the financial year 2017-18. The due date of submitting the cost audit report by the Cost Auditor to the Company for the financial year 2017-18 is within a

period of one hundred eighty days from the end of the financial year, i.e. March 31, 2018. Thereafter, the Company shall file a copy of the Cost Audit Report in Form CRA-4 within a period of thirty days from the date of its receipt. The Cost Audit Report for the financial year 2016-17 dated September 26, 2017 issued by M/s. D.C.Dave & Co., Cost Accountants, Mumbai (Registration No.000611) was filed with the Ministry of Corporate Affairs, Government of India, on October 24, 2017.

Further, in terms of Section 148 of the Companies Act, 2013 read with the Companies (Audit and Auditors) Rules, 2014 and pursuant to the recommendation of the Audit Committee, M/s. D.C.Dave & Co. Cost Accountants, Mumbai (Registration No.000611) have been appointed as Cost Auditors for conducting audit of cost accounting records of the Company for the financial year 2018-19 at a remuneration of Rs.5,00,000/- (Rupees Five Lacs Only), which shall be subject to ratification by the shareholders at the ensuing Annual General Meeting.

- d) **Internal Auditor** – In terms of Section 138 of the Companies Act, 2013 read with the Companies (Accounts) Rules, 2014, the Company has appointed Mr. Shyamal Budhdev, Chartered Accountant (Membership No.43952) as the Internal Auditor of the Company.

## 12. PARTICULARS OF LOANS, GUARANTEES AND INVESTMENTS

The particulars of loans, guarantees and investments in terms of Section 186 of the Companies Act, 2013 for the financial year under review have been provided in the Notes to the Financial Statements which forms part of this Annual Report.

## 13. PARTICULARS OF CONTRACTS / ARRANGEMENTS WITH RELATED PARTIES

The particulars of contracts / arrangements with related parties referred to in Section 188(1) entered into during the financial year under review as required to be given in Form AOC-2, have been provided in an Annexure which forms part of the Directors' Report.

## 14. PARTICULARS OF CONSERVATION OF ENERGY, TECHNOLOGY ABSORPTION, FOREIGN EXCHANGE EARNINGS AND OUTGO

The particulars of conservation of energy, technology absorption, foreign exchange earnings and outgo for the financial year under review as required to be given under Section 134(3)(m) of the Companies Act, 2013 and the Rules made thereunder, has been provided in an Annexure which forms part of the Directors' Report.

## 15. RISK MANAGEMENT

In terms of the Listing Regulations, though not mandatorily required, the Company has constituted a Risk Management Committee, the details of which have been provided in the Corporate Governance Report forming part of this Annual Report. The Board of Directors has approved a Risk Management Policy which is available on Company's website ([www.suzlon.com](http://www.suzlon.com)). The Company's risk management and mitigation strategy has been discussed in the Management Discussion and Analysis Report forming part of this Annual Report. The Board of Directors have not found any risk which in its view may threaten the existence of the Company.

## 16. CORPORATE SOCIAL RESPONSIBILITY (CSR)

The Company has constituted the CSR Committee in accordance with Section 135(1) of the Companies Act, 2013, the details of which have been provided in the Corporate Governance Report forming part of this Annual Report. The Board of Directors has approved the CSR Policy which is available on the Company's website ([www.suzlon.com](http://www.suzlon.com)). The Annual Report on CSR activities as required to be given under Section 135 of the Companies Act, 2013 and Rule 8 of the Companies (Corporate Social Responsibility Policy) Rules, 2014 has been provided in an Annexure which forms part of the Directors' Report forming part of this Annual Report.

## 17. ANNUAL EVALUATION OF BOARD'S PERFORMANCE

The information pertaining to Annual Evaluation of Board's performance as required to be provided in terms of Section 134(3)(p) of the Companies Act, 2013 read with Rule 8(4) of the Companies (Accounts) Rules, 2014 has been provided in the Corporate Governance Report forming part of this Annual Report.

## 18. DIRECTORS / KEY MANAGERIAL PERSONNEL APPOINTED / RESIGNED DURING THE FINANCIAL YEAR AND UPTO THE DATE OF THIS REPORT

**Appointment / re-appointment of Executive Directors** – In terms of the recommendation of the Nomination and Remuneration Committee of the Board of Directors of the Company at its meeting held on March 22, 2017 and the Board of Directors of the Company at its meeting held on March 23, 2017, the shareholders of the Company, at their Twenty Second Annual General Meeting held on September 22, 2017, approved the re-appointment of Mr. Tulsi R.Tanti (DIN: 00002283) as the Managing Director of the Company with effect from April 1, 2017 for a further period of 5 (Five) years, i.e. up to March 31, 2022.

**Re-appointment of directors retiring by rotation** – Mr. Girish R.Tanti (DIN: 00002603), the Non-Executive Director and Mr. Tulsi R.Tanti (DIN: 00002283), the Chairman & Managing Director retire by rotation at the ensuing Annual General Meeting and being eligible offer themselves for re-appointment.

**Change in nominee director** – During the financial year under review, IDBI Bank Limited has substituted its Nominee Director on the Board of the Company by withdrawing nomination of Mr. Sunit Sarkar (DIN: 02806212) and instead nominating Mr. Brij Mohan Sharma (DIN: 07193258) as the Nominee Director of IDBI Bank Limited on the Board of the Company. Accordingly, Mr. Brij Mohan Sharma has been appointed as an Additional Director in the capacity as a Nominee Director with effect from January 1, 2018 to hold office till the conclusion of ensuing Annual General Meeting and being eligible offers himself for appointment as Director of the Company. The Nomination and Remuneration Committee has recommended the appointment of Mr. Brij Mohan Sharma as the Director designated as the "Non-Executive Director" who shall not be liable to retire by rotation. Mr. Sunit Sarkar ceased to be the Nominee Director of the Company with effect from January 1, 2018. Post March 31, 2018, pursuant to withdrawal of nominee director by Power Finance Corporation Limited (PFC), Mr. Rajiv Ranjan Jha (DIN: 03523954), the Nominee Director appointed by PFC ceased to be the Director of the Company w.e.f. April 6, 2018. The Board expresses its appreciation for the valuable services rendered and matured advice provided by Mr. Sunit Sarkar and Mr. Rajiv Ranjan Jha during their association with the Company.

**Changes in Key Managerial Personnel** – During the financial year under review, Mr. Sanjay Baweja (DIN: 00232126) resigned as the Chief Financial Officer of the Company w.e.f. October 4, 2017 due to personal reasons.

**Profile of Directors seeking appointment / re-appointment** – Profile of the directors seeking appointment / re-appointment as required to be given in terms of Regulation 36 of the Listing Regulations forms part of the Notice convening the ensuing Annual General Meeting of the Company.

## 19. SUBSIDIARIES

As on March 31, 2018, the Company has 54 subsidiaries, 1 joint venture and 1 associate in terms of the Companies Act, 2013, a list of which is given in Form MGT9 – Extract of Annual Return forming part of this Annual Report. The salient features of the financial statement of subsidiaries / joint ventures / associates and their contribution to the overall performance of the Company during the period under review have been provided in Form AOC-1 and Notes to Accounts respectively both forming part of this Annual Report.

### a) Companies which became subsidiaries during the financial year under review:

Sr. No.	Name of the entity	Country
1.	Ataegina Forge Limited	India
2.	Hoenir Forge Limited	India
3.	Tsovinar Energy Limited	India
4.	Weyland Energy Limited	India

### b) Change of name of subsidiaries during the financial year under review: None

### c) Companies which ceased to be subsidiaries during the financial year under review:

Sr. No.	Name of the entity	Country	Remarks
1.	Shanay Renewables Limited	India	Sold
2.	Saroja Renewables Limited	India	Sold
3.	Rajat Renewables Limited	India	Sold
4.	Kanak Renewables Limited	India	Sold
5.	Ataegina Forge Limited	India	Under Strike off
6.	Hoenir Forge Limited	India	Under Strike off
7.	Tsovinar Energy Limited	India	Under Strike off
8.	Weyland Energy Limited	India	Under Strike off
9.	Avind Desenvolvimento De Projetos De Energia Ltda	Brazil	Under liquidation
10.	Suzlon Energia Eolica do Brazil Ltda	Brazil	Under liquidation
11.	Suzlon Wind Energy Italy SRL	Italy	Liquidated
12.	Suzlon Wind Energy Bulgaria EOOD	Bulgaria	Liquidated
13.	SE Blades Limited	India	Merged
14.	SE Electricals Limited	India	Merged
15.	Suzlon Wind International Limited	India	Merged

### d) Consolidated financial statements

The consolidated financial statements as required in terms of Section 129(3) of the Companies Act, 2013 and the Listing Regulations have been provided along with standalone financial statements. Further a statement containing salient features of the financial statements of the subsidiaries / associate companies / joint ventures in Form AOC-1 as required to be given in terms of first proviso to Section 129(3) of the Companies Act, 2013 has been provided in a separate section which forms part of this Annual Report. The financial statements including the consolidated financial statements, financial statements of the subsidiaries and all other documents have been uploaded on the Company's website ([www.suzlon.com](http://www.suzlon.com)).

## 20. SIGNIFICANT AND MATERIAL ORDERS PASSED BY THE REGULATORS

During the financial year under review, no significant and material orders impacting the going concern status and Company's operations in future have been passed by any Regulators or Courts or Tribunals. However, post March 31, 2018, the Securities and Exchange Board of India, by an Adjudication Order dated April 20, 2018 (the "Order"), has imposed a monetary penalty of a total sum of Rs.1.10 Crores on the Company and its Compliance Officer for alleged non-reporting of certain events in the past. The Company does not believe that any penalty was warranted and would file an appeal before the Securities Appellate Tribunal, Mumbai.

## 21. INTERNAL FINANCIAL CONTROLS AND THEIR ADEQUACY

The details pertaining to internal financial control systems and their adequacy have been disclosed in the Management Discussion and Analysis Report forming part of this Annual Report.

## 22. AUDIT COMMITTEE

The Company has constituted an Audit Committee in accordance with Section 177(1) of the Companies Act, 2013, the details of which have been provided in the Corporate Governance Report forming part of this Annual Report. There has been no instance where the Board of Directors had not accepted any recommendation of the Audit Committee. The Company has formulated a Whistle Blower Policy to provide vigil mechanism for employees including directors of the Company to report genuine concerns which is available on the Company's website ([www.suzlon.com](http://www.suzlon.com)).



**23. PARTICULARS OF EMPLOYEES**

- a) **Statement showing details of employees drawing remuneration exceeding the limits specified in Rule 5(2) of the Companies (Appointment and Remuneration of Managerial Personnel) Rules, 2014**

A statement showing details of employees in terms of Rule 5(2) of the Companies (Appointment and Remuneration of Managerial Personnel) Rules, 2014 has been provided in a separate Annexure which forms part of the Directors' Report. However, in terms of Section 136 of the Companies Act, 2013, the Annual Report excluding the aforesaid information is being sent to all the shareholders of the Company and others entitled thereto. Any shareholder interested in obtaining a copy of the same may write to the Company Secretary at the registered office of the Company.

- b) **Disclosures pertaining to remuneration of directors as required under Schedule V to the Companies Act, 2013**

Details pertaining to remuneration of directors as required under Schedule V to the Companies Act, 2013 have been provided in the Corporate Governance Report forming part of this Annual Report.

- c) **Disclosures pertaining to payment of commission from subsidiaries in terms of Section 197(14) of the Companies Act, 2013**

During the financial year under review, the Managing Director of the Company has received remuneration of USD 213,408 from Suzlon Wind Energy Corporation, USA ("SWECO") in his capacity as Chairman of SWECO. Besides this, the Managing Director or the Wholetime Director did not receive any commission / remuneration from any subsidiaries of the Company during the financial year under review.

- d) **Information pertaining to remuneration to be disclosed by listed companies in terms of Section 197(12) of the Companies Act, 2013 read with Rule 5(1) of the Companies (Appointment and Remuneration of Managerial Personnel) Rules, 2014**

The information / details pertaining to remuneration to be disclosed by listed companies in terms of Section 197(12) of the Companies Act, 2013, read with Rule 5(1) of the Companies (Appointment and Remuneration of Managerial Personnel) Rules, 2014 have been provided in an Annexure which forms part of the Directors' Report.

- e) **Employees stock option plans**

The Company has introduced Employee Stock Option Plans ("ESOPs") for its employees and employees of its subsidiaries (hereinafter referred to as the "Schemes"). The information pertaining to these Schemes as required under Rule 12(9) of the Companies (Share Capital and Debentures) Rules, 2014 and the Securities and Exchange Board of India (Share Based Employee Benefits) Regulations, 2014 have been provided in an Annexure which forms part of the Directors' Report. The Schemes formulated by the Company are in compliance with the applicable regulations. During the financial year under review, there was no material change in any of the Schemes. The details of the Schemes are available on the Company's website ([www.suzlon.com](http://www.suzlon.com)).

**24. RELATED PARTY DISCLOSURES & MANAGEMENT DISCUSSION AND ANALYSIS REPORT**

The disclosures pertaining to Related Party Transactions as required to be given in terms of Para A of Schedule V of the Listing Regulations have been provided in an Annexure which forms part of the Directors' Report. Further, the Management Discussion and Analysis Report on the operations and financial position of the Company has been provided in a separate section which forms part of this Annual Report.

**25. CORPORATE GOVERNANCE**

A detailed report on corporate governance has been provided in a separate section which forms part of this Annual Report. The Company is in compliance with the requirements and disclosures that have to be made in this regard. The auditors' certificate on compliance with corporate governance requirements by the Company is attached to the Corporate Governance Report forming part of this Annual Report.

**26. BUSINESS RESPONSIBILITY REPORT**

In terms of Regulation 34 of the Listing Regulations, the Business Responsibility Report has been provided in a separate section which forms part of this Annual Report.

**27. TRANSFER TO INVESTOR EDUCATION AND PROTECTION FUND (IEPF)**

During the financial year under review, the Company was not required to transfer any unpaid or unclaimed dividend to the Investor Education and Protection Fund (IEPF) set up by the Government of India.

**28. OTHER DISCLOSURES**

- a) **Details of Deposits in terms of Rule 8(5) of the Companies (Accounts) Rules, 2014** - During the financial year under review, the Company did not accept any deposits falling within the purview of Section 73 of the Companies Act, 2013.
- b) **Details of equity shares with differential voting rights in terms of Rule 4(4) of the Companies (Share Capital and Debentures) Rules, 2014** - During the financial year under review, the Company has not issued equity shares with differential voting rights as to dividend, voting or otherwise.
- c) **Details of Sweat equity shares in terms of Rule 8(13) of the Companies (Share Capital and Debentures) Rules, 2014** - During the financial year under review, the Company has not issued any sweat equity shares.
- d) **Detailed reasons for revision of financial statements and report of the Board in terms of Section 131(1) of the Companies Act, 2013** - The Company was not required to revise its financial statements or directors' report during the financial year under review in terms of Section 131 of the Companies Act, 2013.
- e) **Disclosures in terms of Sexual Harassment of Women at Workplace (Prevention, Prohibition and Redressal) Act,**

**2013** – In terms of Sexual Harassment of Women at Workplace (Prevention, Prohibition and Redressal) Act, 2013, the Company has an internal complaints committee in place, which entertains the complaints made by any aggrieved woman. During the financial year under review, there have been no cases reported in this regard.

- f) **Disclosures pertaining to compliance with Secretarial Standards** – During the financial year under review, the Company has complied with applicable Secretarial Standards.

## 29. ACKNOWLEDGEMENT

The Directors wish to place on record their appreciation for the co-operation and support received from the government and semi-government agencies, especially from the Ministry of New and Renewable Energy (MNRE), Government of India, all state level nodal agencies and all state electricity boards. The Directors are thankful to all the Bankers, Financial Institutions and the Investor Group for their support to the Company. The Board places on record its appreciation for continued support provided by the esteemed customers, suppliers, bankers, financial institutions, consultants, bondholders and shareholders. The Directors also acknowledge the hard work, dedication and commitment of the employees. Their enthusiasm and unstinting efforts have enabled the Company to emerge stronger than ever, enabling it to maintain its position as one of the leading players in the wind industry, in India and around the world.

For and on behalf of the Board of Directors

Place : Pune  
Date : May 30, 2018

Tulsi R.Tanti  
Chairman & Managing Director  
DIN : 00002283

## Annexure to Directors' report

**DIVIDEND DISTRIBUTION POLICY****Purpose, objective and scope:**

The Securities and Exchange Board of India (the "SEBI") vide its notification dated 8<sup>th</sup> July 2016 has amended the Securities and Exchange Board of India (Listing Obligations and Disclosure Requirements) Regulations, 2015 (the "Listing Regulations") by inserting Regulation 43A in order to make it mandatory to have a Dividend Distribution Policy in place by the top five hundred listed companies based on their market capitalization calculated as on the 31<sup>st</sup> day of March of every financial year. Accordingly, the Board of Directors of the Company have approved this Dividend Distribution Policy (the "Policy") in its Board Meeting dated 11<sup>th</sup> November 2016. This Policy lays down parameters to be considered by the Board of Directors of the Company for declaration of Dividend from time to time.

**Definitions:**

Unless repugnant to the context:

"Act" shall mean the Companies Act, 2013 including the Rules made thereunder, as amended from time to time.

"Applicable Laws" shall mean the Companies Act, 2013 and Rules made thereunder, the Securities and Exchange Board of India (Listing Obligations and Disclosure Requirements) Regulations, 2015; as amended from time to time and such other Act, Rules or Regulations which provides for the distribution of Dividend.

"Company" or "SEL" shall mean Suzlon Energy Limited.

"Board" or "Board of Directors" shall mean the Board of Directors of the Company.

"Dividend" shall mean Dividend as defined under the Companies Act, 2013.

"Policy" or "this Policy" shall mean the Dividend Distribution Policy.

"SEBI Regulations" shall mean the Securities and Exchange Board of India (Listing Obligations and Disclosure Requirements) Regulations, 2015 together with the circulars issued thereunder, including any statutory modification(s) or re-enactment(s) thereof for the time being in force.

Interpretation – In this Policy unless the contrary intention appears, words and expressions used and not defined in this Policy but defined in Companies Act, 2013 or Rules made thereunder or Securities and Exchange Board of India Act, 1992 and Rules and Regulations made thereunder or Depositories Act, 1996 or the Listing Regulations or the Accounting Standards shall have the meanings respectively assigned to them in those Acts, Rules and Regulations.

Financial parameters / internal / external factors for declaration of Dividend:

The Company shall observe the relevant statutory requirements as may be applicable to the Company at the time of taking decision with regard to dividend declaration. However, the Board of Directors of the Company shall consider the following parameters for declaration of Dividend:

**Financial Parameters / Internal Factors / External Factors:**

The Board of Directors of the Company would consider the following list of parameters / factors before declaring dividend to its shareholders, including but not restricted to:

- 1) Net operating profit after tax;
- 2) Availability of retained earnings;
- 3) Operating cash flow including cash flow required to meet contingencies;
- 4) Inadequacy of profits;
- 5) Working capital requirements;
- 6) Capital expenditure requirements;
- 7) Resources required to fund acquisitions and / or new businesses;
- 8) Borrowings;
- 9) Past Dividend trends, if any;
- 10) Peer industry practices;
- 11) Economic viability;
- 12) Restrictions from Lenders / Bondholders / CDR.

**Circumstances under which the shareholders may or may not expect Dividend:**

The Board shall consider the parameters and factors provided above before declaring any dividend payout after analysing the prospective opportunities and threats, viability of the options of dividend payout or retention, etc. The decision of dividend payout shall, majorly be based on the aforesaid factors considering the balanced interest of the shareholders and the Company. However, the shareholders of the Company may not expect Dividend under the following circumstances:



- 1) Whenever the Company undertakes or proposes to undertake a significant expansion project requiring higher allocation of capital;
- 2) Significantly higher working capital requirements adversely impacting free cash flow;
- 3) Whenever it undertakes any acquisitions or joint ventures requiring significant allocation of capital;
- 4) Whenever it proposes to utilise surplus cash for buy-back of securities;
- 5) In the event of inadequacy of profits or whenever the Company has incurred losses;
- 6) Where the Company believes redeployment of profits will maximise shareholders' wealth; or
- 7) Where there is a need to repay Debt as per covenant put in place by the lenders.

**Utilisation of retained earnings:**

The Company may declare dividend out of the profits of the Company for the year or out of the profits for any previous year or years or out of the free reserves available for distribution of Dividend, after having due regard to the parameters laid down in this Policy and subject to compliance of applicable laws.

**Parameters adopted with regard to various classes of shares:**

At present, the share capital of the Company comprises only of equity shares. As and when the Company issues other kind of shares, the Board of Directors may suitably amend this Policy.

**General:**

To the extent any change or amendment is required in terms of any of the applicable laws, the Managing Director or the Chief Executive Officer of the Company shall be authorised to review and amend the Policy in due course, to give effect to any such changes or amendments. Such amended Policy shall be placed before the Board for noting and necessary ratification. The Company reserves its right to alter, modify, add, delete or amend any of the provisions of this Policy.

## Annexure to Directors' report

**FORM NO. MGT 9 - EXTRACT OF ANNUAL RETURN**

As on financial year ended on March 31, 2018

[Pursuant to Section 92(3) of the Companies Act, 2013 and Rule 12(1) of the Company (Management &amp; Administration) Rules, 2014]

**I. REGISTRATION & OTHER DETAILS:**

1.	CIN	L40100GJ1995PLC025447
2.	Registration Date	April 10, 1995
3.	Name of the Company	SUZLON ENERGY LIMITED
4.	Category/Sub-category of the Company	Company limited by shares
5.	Address of the Registered office & contact details	"Suzlon", 5, Shrimali Society, Near Shri Krishna Complex, Navrangpura, Ahmedabad-380009, Gujarat, India; Tel.: +91.79.66045000; Fax: +91.79.26565540; Email: investors@suzlon.com; Website: www.suzlon.com.
6.	Whether listed company (Yes / No)	Yes, National Stock Exchange of India Limited and BSE Limited
7.	Name, Address & contact details of the Registrar & Transfer Agent, if any	Karvy Computershare Private Limited, Unit: Suzlon Energy Limited, Karvy Selenium, Tower B, Plot 31 & 32, Gachibowli, Financial District, Nanakramguda, Hyderabad-500032 Toll Free No.1800-3454-001

**II. PRINCIPAL BUSINESS ACTIVITIES OF THE COMPANY**

(All the business activities contributing 10 % or more of the total turnover of the company shall be stated)

Sr. No.	Name and Description of main products / services	NIC Code of the Product / Service	% to total turnover of the Company
1.	Sale of Wind Turbine Generators and related components	27101	78.34
2.	Sale of Solar Systems	35105	18.26

**III. PARTICULARS OF HOLDING, SUBSIDIARY AND ASSOCIATE COMPANIES**

Sr. No.	Name and Address of the Company	CIN/GLN	Holding / Subsidiary / Associate	% of shares held as on March 31, 2018'	Applicable Section
1.	Aalok Solarfarms Limited (formerly Aalok Solarfarms Private Limited): "Suzlon", 5, Shrimali Society, Near Shri Krishna Complex, Navrangpura, Ahmedabad-380009, India	U40300GJ2015PLC082718	Subsidiary	51	2(87)
2.	Abha Solarfarms Limited (formerly Abha Solarfarms Private Limited) : "Suzlon", 5, Shrimali Society, Near Shri Krishna Complex, Navrangpura, Ahmedabad-380009, India	U40300GJ2015PLC082583	Subsidiary	51	2(87)
3.	AE-Rotor Holding B.V., The Netherlands	N.A.	Subsidiary	100	2(87)
4.	Amun Solarfarms Limited: "Suzlon", 5, Shrimali Society, Near Shri Krishna Complex, Navrangpura, Ahmedabad-380009, India	U40300GJ2015PLC082716	Subsidiary	51.05	2(87)
5.	Avighna Solarfarms Limited: "Suzlon", 5, Shrimali Society, Near Shri Krishna Complex, Navrangpura, Ahmedabad-380009, India	U40102GJ2015PLC082733	Subsidiary	51.59	2(87)
6.	Consortium Suzlon Padgreen Co Ltd, Mauritius	N.A.	Joint Venture	26	2(6)
7.	Gale Solarfarms Limited (formerly Gale Solarfarms Private Limited): "Suzlon", 5, Shrimali Society, Near Shri Krishna Complex, Navrangpura, Ahmedabad-380009, India	U40106GJ2015PLC082732	Subsidiary	92.45	2(87)
8.	Heramba Renewables Limited: "Suzlon", 5, Shrimali Society, Near Shri Krishna Complex, Navrangpura, Ahmedabad-380009, India	U40100GJ2015PLC083751	Subsidiary	51	2(87)
9.	Parque Eolico El Almendro S.L., Spain	N.A.	Subsidiary	100	2(87)
10.	Prathamesh Solarfarms Limited: "Suzlon", 5, Shrimali Society, Near Shri Krishna Complex, Navrangpura, Ahmedabad-380009, India	U40106GJ2015PLC082734	Subsidiary	51	2(87)
11.	Rudra Solarfarms Limited: "Suzlon", 5, Shrimali Society, Near Shri Krishna Complex, Navrangpura, Ahmedabad-380009, India	U40108GJ2015PLC082717	Subsidiary	51.01	2(87)

Sr. No.	Name and Address of the Company	CIN/GLN	Holding / Subsidiary / Associate	% of shares held as on March 31, 2018 <sup>a</sup>	Applicable Section
12.	SE Blades Technology B.V., The Netherlands	N.A.	Subsidiary	100	2(87)
13.	SE Drive Technik GmbH, Germany	N.A.	Subsidiary	100	2(87)
14.	SE Forge Limited : 5, Shrimali Society, Navrangpura, Ahmedabad-380009, India	U27310GJ2006PLC048563	Subsidiary	100	2(87)
15.	SE Solar Limited : One Earth, Hadapsar, Pune-411028, India	U40108PN2008PLC131668	Subsidiary	51.02	2(87)
16.	Shreyas Solarfarms Limited (formerly Shreyas Solarfarms Private Limited): "Suzlon", 5, Shrimali Society, Near Shri Krishna Complex, Navrangpura, Ahmedabad-380009, India	U40300GJ2015PLC082722	Subsidiary	51	2(87)
17.	Sirocco Renewables Limited : "Suzlon", 5, Shrimali Society, Near Shri Krishna Complex, Navrangpura, Ahmedabad-380009, India	U40100GJ2015PLC083663	Subsidiary	100	2(87)
18.	Manas Renewables Limited (formerly Sirocco Wind Energy Limited) : "Suzlon", 5, Shrimali Society, Near Shri Krishna Complex, Navrangpura, Ahmedabad-380009, India	U40100GJ2015PLC083655	Subsidiary	100	2(87)
19.	Sure Power LLC, USA	N.A.	Subsidiary	79.90	2(87)
20.	Suzlon Energy (Tianjin) Limited, China	N.A.	Associate	25	2(6)
21.	Suzlon Energy A/S, Denmark	N.A.	Subsidiary	100	2(87)
22.	Suzlon Energy Australia Pty. Ltd., Australia	N.A.	Subsidiary	100	2(87)
23.	Suzlon Energy B.V. , The Netherlands	N.A.	Subsidiary	100	2(87)
24.	Suzlon Energy Korea Co., Ltd., Republic of South Korea	N.A.	Subsidiary	100	2(87)
25.	Suzlon Energy Limited, Mauritius	N.A.	Subsidiary	100	2(87)
26.	Suzlon Generators Limited: Gat No.339/3/1 & Plot No.A-20/1, Chakan Industrial Area, Village Mahalunge, Taluka Khed, District Pune-410501, India	U31101PN2004PLC019205	Subsidiary	75	2(87)
27.	Suzlon Gujarat Wind Park Limited : "Suzlon", 5, Shrimali Society, Near Shri Krishna Complex, Navrangpura, Ahmedabad-380009, India	U40108GJ2004PLC044409	Subsidiary	100	2(87)
28.	Suzlon Power Infrastructure Limited : 1055/18, 2 <sup>nd</sup> Floor, Gowtham Centre, Near Anna Statue, Avinashi Road, Coimbatore-641018, India	U45203TZ2004PLC011180	Subsidiary	100	2(87)
29.	Suzlon Project VIII LLC, USA	N.A.	Subsidiary	100	2(87)
30.	Suzlon Rotor Corporation, USA	N.A.	Subsidiary	100	2(87)
31.	Suzlon Global Services Limited (formerly Suzlon Structures Limited): "Suzlon", 5, Shrimali Society, Near Shri Krishna Complex, Navrangpura, Ahmedabad-380009, India	U27109GJ2004PLC044170	Subsidiary	100	2(87)
32.	Suzlon Wind Energy (Lanka) Pvt Limited, Sri Lanka	N.A.	Subsidiary	100	2(87)
33.	Suzlon Wind Energy BH, Bosnia & Herzegovina	N.A.	Subsidiary	50	2(87)
34.	Suzlon Wind Energy Corporation, USA	N.A.	Subsidiary	100	2(87)
35.	Suzlon Wind Energy Equipment Trading (Shanghai) Co., Ltd., China	N.A.	Subsidiary	100	2(87)
36.	Suzlon Wind Energy Espana, S.L, Spain	N.A.	Subsidiary	100	2(87)
37.	Suzlon Wind Energy Limited, United Kingdom	N.A.	Subsidiary	100	2(87)
38.	Suzlon Wind Energy Nicaragua Sociedad Anonima, Nicaragua	N.A.	Subsidiary	100	2(87)
39.	Suzlon Wind Energy Portugal Energia Elocia Unipessoal Lda, Portugal	N.A.	Subsidiary	100	2(87)
40.	Suzlon Wind Energy Romania SRL, Romania	N.A.	Subsidiary	100	2(87)
41.	Suzlon Wind Energy South Africa (PTY) Ltd, South Africa	N.A.	Subsidiary	80	2(87)
42.	Suzlon Wind Energy Uruguay SA, Uruguay	N.A.	Subsidiary	100	2(87)
43.	Suzlon Wind Enerji Sanayi Ve Ticaret Limited Sirketi, Turkey	N.A.	Subsidiary	100	2(87)



Sr. No.	Name and Address of the Company	CIN/GLN	Holding / Subsidiary / Associate	% of shares held as on March 31, 2018 <sup>#</sup>	Applicable Section
44.	Tarilo Holding B.V., The Netherlands	N.A.	Subsidiary	100	2(87)
45.	Tornado Solarfarms Limited (formerly Tornado Solarfarms Private Limited): "Suzlon", 5, Shrimali Society, Near Shri Krishna Complex, Navrangpura, Ahmedabad-380009, India	U40300GJ2015PLC082719	Subsidiary	92.86	2(87)
46.	Vakratunda Renewables Limited (formerly Vakratunda Wind Energy Limited) : "Suzlon", 5, Shrimali Society, Near Shri Krishna Complex, Navrangpura, Ahmedabad-380009, India	U40106GJ2015PLC083763	Subsidiary	100	2(87)
47.	Valum Holding B.V., The Netherlands	N.A.	Subsidiary	100	2(87)
48.	Varadvinayak Renewables Limited (formerly Varadvinayak Wind Energy Limited) : "Suzlon", 5, Shrimali Society, Near Shri Krishna Complex, Navrangpura, Ahmedabad-380009, India	U40200GJ2015PLC083747	Subsidiary	100	2(87)
49.	Vayudoot Solarfarms Limited (formerly Vayudoot Solarfarms Private Limited): "Suzlon", 5, Shrimali Society, Near Shri Krishna Complex, Navrangpura, Ahmedabad-380009, India	U40300GJ2015PLC082720	Subsidiary	51.04	2(87)
50.	Vignaharta Renewable Energy Limited (formerly Vignaharta Wind Energy Limited) : "Suzlon", 5, Shrimali Society, Near Shri Krishna Complex, Navrangpura, Ahmedabad-380009, India	U40100GJ2015PLC083644	Subsidiary	100	2(87)
51.	Anshuman Renewables Limited : "Suzlon", 5, Shrimali Society, Near Shri Krishna Complex, Navrangpura, Ahmedabad-380009, India	U40300GJ2016PLC092737	Subsidiary	100	2(87)
52.	Sharanya Renewables Limited : "Suzlon", 5, Shrimali Society, Near Shri Krishna Complex, Navrangpura, Ahmedabad-380009, India	U40100GJ2016PLC092710	Subsidiary	100	2(87)
53.	Suryoday Renewables Limited : "Suzlon", 5, Shrimali Society, Near Shri Krishna Complex, Navrangpura, Ahmedabad-380009, India	U40108GJ2016PLC092709	Subsidiary	100	2(87)
54.	Gale Green Urja Limited: "Suzlon", 5, Shrimali Society, Near Shri Krishna Complex, Navrangpura, Ahmedabad-380009, India	U40300GJ2017PLC096251	Subsidiary	70	2(87)
55.	Suyash Renewables Limited : "Suzlon", 5, Shrimali Society, Near Shri Krishna Complex, Navrangpura, Ahmedabad-380009, India	U40108GJ2017PLC096154	Subsidiary	70	2(87)
56.	Wharton Wind LLC, USA	N.A.	Subsidiary	79.90	2(87)

# either directly or through its subsidiaries

#### IV. SHARE HOLDING PATTERN (Equity Share Capital Breakup as percentage of Total Equity)

##### (i) Category-wise Share Holding

Category of Shareholders	No. of Shares held at the beginning of the year (As on April 1, 2017 based on shareholding pattern as on March 31, 2017)				No. of Shares held at the end of the year (As on March 31, 2018 based on shareholding pattern as on March 31, 2018)				% Change during the year
	Demat	Physical	Total	% of total shares	Demat	Physical	Total	% of total shares	
A. Promoters									
(1) Indian									
a) Individual/ HUF	59,83,84,000	-	59,83,84,000	11.91	59,83,84,000	-	59,83,84,000	11.25	(0.66)
b) Central Govt	-	-	-	-	-	-	-	-	-
c) State Govt(s)	-	-	-	-	-	-	-	-	-
d) Bodies Corp.	45,44,00,456	-	45,44,00,456	9.04	45,44,00,456	-	45,44,00,456	8.54	(0.50)
e) Banks / FI	-	-	-	-	-	-	-	-	-
f) Any other	-	-	-	-	-	-	-	-	-
Sub-total (A)(1)	1,05,27,84,456	-	1,05,27,84,456	20.95	1,05,27,84,456	-	1,05,27,84,456	19.79	(1.16)
(2) Foreign									
a) NRIs – Individuals	-	-	-	-	-	-	-	-	-
b) Other – Individuals	-	-	-	-	-	-	-	-	-
c) Bodies Corp.	-	-	-	-	-	-	-	-	-
d) Banks / FI	-	-	-	-	-	-	-	-	-
e) Any other	-	-	-	-	-	-	-	-	-
Sub-total (A)(2)	-	-	-	-	-	-	-	-	-
Total shareholding of Promoters [(A) = (A)(1) + (A)(2)]	1,05,27,84,456	-	1,05,27,84,456	20.95	1,05,27,84,456	-	1,05,27,84,456	19.79	(1.16)
B. Public Shareholding									
1. Institutions									
a) Mutual Funds	5,82,28,762	-	5,82,28,762	1.16	25,41,48,363	-	25,41,48,363	4.78	3.62
b) Banks / FI	24,15,41,106	-	24,15,41,106	4.81	19,56,56,639	-	19,56,56,639	3.68	(1.13)
c) Central Govt	-	-	-	-	-	-	-	-	-
d) State Govt(s)	-	-	-	-	-	-	-	-	-
e) Venture Capital Funds	-	-	-	-	-	-	-	-	-
f) Insurance Companies	9,02,32,017	-	9,02,32,017	1.80	8,99,32,017	-	8,99,32,017	1.69	(0.11)
g) FIIs/Foreign Portfolio Investors	58,55,90,183	-	58,55,90,183	11.65	53,42,57,931	-	53,42,57,931	10.04	(1.61)
h) Foreign Venture Capital Funds	-	-	-	-	-	-	-	-	-
i) Others (specify)	-	-	-	-	-	-	-	-	-
Sub-total (B)(1)	97,55,92,068	-	97,55,92,068	19.42	1,07,39,94,950	-	1,07,39,94,950	20.19	0.77
2. Non-Institutions									
a) Bodies Corp.									
i) Indian	1,12,37,49,344	1,000	1,12,37,50,344	22.37	1,06,28,49,746	-	1,06,28,49,746	19.98	(2.39)
ii) Overseas	-	-	-	-	-	-	-	-	-
b) Individuals									
i) Individuals holding nominal share capital upto Rs 1 lakh	1,00,43,78,910	70,326	1,00,44,49,236	19.99	1,23,32,09,075	113,481	1,23,33,22,556	23.18	3.19
ii) Individuals holding nominal share capital in excess of Rs 1 Lakh	73,24,49,119	-	73,24,49,119	14.58	77,24,31,220	51,000	77,24,82,220	14.52	(0.06)

Category of Shareholders	No. of Shares held at the beginning of the year (As on April 1, 2017 based on shareholding pattern as on March 31, 2017)				No. of Shares held at the end of the year (As on March 31, 2018 based on shareholding pattern as on March 31, 2018)				% Change during the year
	Demat	Physical	Total	% of total shares	Demat	Physical	Total	% of total shares	
c) Others- (specify)									
Qualified Foreign Investor	-	-	-	-	-	-	-	-	-
NBFCs registered with RBI	35,67,745	-	35,67,745	0.07	19,84,615	-	19,84,615	0.04	(0.03)
Employee Trust	-	-	-	-	-	-	-	-	-
Non Resident Indians	7,31,41,356	-	7,31,41,356	1.46	9,43,61,557	-	9,43,61,557	1.77	0.32
Foreign Nationals	72,500	-	72,500	0.00	66,250	-	66,250	0.00	0.00
Foreign Corporate Bodies	1,83,992	-	1,83,992	0.00	7,78,736	-	7,78,736	0.01	0.01
Clearing Members	4,40,51,099	-	4,40,51,099	0.88	1,45,87,036	-	1,45,87,036	0.27	(0.60)
Trusts	33,61,035	-	33,61,035	0.07	35,14,735	-	35,14,735	0.07	0.00
Sub-total (B)(2)	2,98,49,55,100	71,326	2,98,50,26,426	59.41	3,18,37,82,970	1,64,481	3,18,39,47,451	59.85	0.44
Total Public Shareholding [(B) = (B)(1)+ (B)(2)]	3,96,05,47,168	71,326	3,96,06,18,494	78.83	4,25,77,77,920	1,64,481	4,25,79,42,401	80.04	1.21
C. Shares held by Custodian for GDRs & ADRs	1,09,96,000	-	1,09,96,000	0.22	90,47,264	-	90,47,264	0.17	(0.05)
Grand Total (A+B+C)	5,02,43,27,624	71,326	5,02,43,98,950	100.00	5,31,96,09,640	1,64,481	5,31,97,74,121	100.00	-

## (ii) Shareholding of Promoters

Sr. No.	Shareholder's Name	Shareholding at the beginning of the year (as on April 1, 2017 based on shareholding pattern as on March 31, 2017)			Shareholding at the end of the year (as on March 31, 2018 based on shareholding pattern as on March 31, 2018)			% change in shareholding during the year
		No. of shares	% of total shares of the Company	% of shares pledged / encumbered to total shares	No. of shares	% of total shares of the Company	% of shares pledged / encumbered to total shares	
	Paid up capital:	5,02,43,98,950			5,31,97,74,121			
1.	Tulsi R.Tanti	39,05,000	0.08	0.08	39,05,000	0.07	0.07	(0.01)
2.	Gita T.Tanti	6,45,12,000	1.28	1.28	6,45,12,000	1.21	1.21	(0.07)
3.	Tulsi R.Tanti as karta of Tulsi Ranchhodbhai HUF	1,80,00,000	0.36	0.36	1,80,00,000	0.34	0.34	(0.02)
4.	Tulsi R.Tanti as karta of Ranchhodbhai Ramjibhai HUF	4,25,70,000	0.85	0.73	4,25,70,000	0.80	0.69	(0.05)
5.	Tulsi R.Tanti J/w. Vinod R.Tanti J/w. Jitendra R.Tanti	4,26,60,000	0.85	0.85	4,26,60,000	0.80	0.80	(0.05)
6.	Tanti Holdings Private Limited	15,89,01,093	3.16	3.15	15,89,01,093	2.99	2.98	(0.17)
7.	Vinod R.Tanti	1,13,67,000	0.23	0.23	1,13,67,000	0.21	0.21	(0.02)
8.	Jitendra R.Tanti	1,24,00,000	0.25	0.25	1,24,00,000	0.23	0.23	(0.02)
9.	Sangita V.Tanti	7,01,82,000	1.40	1.40	7,01,82,000	1.32	1.32	(0.08)
10.	Lina J.Tanti	7,01,82,000	1.40	1.40	7,01,82,000	1.32	1.32	(0.08)
11.	Rambhaben Ukabhai	3,000	0.00	0.00	3,000	0.00	0.00	0.00
12.	Vinod R.Tanti as karta of Vinod Ranchhodbhai HUF	1,89,00,000	0.38	0.38	1,89,00,000	0.36	0.36	(0.02)
13.	Jitendra R.Tanti as karta of Jitendra Ranchhodbhai HUF	1,27,23,000	0.25	0.25	1,27,23,000	0.24	0.24	(0.01)



Sr. No.	Shareholder's Name	Shareholding at the beginning of the year (as on April 1, 2017 based on shareholding pattern as on March 31, 2017)			Shareholding at the end of the year (as on March 31, 2018 based on shareholding pattern as on March 31, 2018)			% change in shareholding during the year
		No. of shares	% of total shares of the Company	% of shares pledged / encumbered to total shares	No. of shares	% of total shares of the Company	% of shares pledged / encumbered to total shares	
	Paid up capital:	5,02,43,98,950			5,31,97,74,121			
14.	Pranav T.Tanti	5,90,67,000	1.18	1.18	5,90,67,000	1.11	1.11	(0.07)
15.	Nidhi T.Tanti	30,52,000	0.06	0.06	30,52,000	0.06	0.06	0.00
16.	Rajan V.Tanti	1,66,05,000	0.33	0.33	1,66,05,000	0.31	0.31	(0.02)
17.	Brij J.Tanti	3,71,17,000	0.74	0.74	3,71,17,000	0.70	0.70	(0.04)
18.	Trisha J.Tanti	1,51,20,000	0.30	0.30	1,51,20,000	0.28	0.28	(0.02)
19.	Girish R.Tanti	10,00,19,000	1.99	1.99	10,00,19,000	1.88	1.88	(0.11)
20.	Sugati Holdings Private Limited	26,24,97,868	5.22	5.22	26,24,97,868	4.93	4.93	(0.29)
21.	Samanvaya Holdings Private Limited	3,30,01,495	0.66	0.66	3,30,01,495	0.62	0.62	(0.04)
	<b>Total</b>	<b>1,05,27,84,456</b>	<b>20.95</b>	<b>20.82</b>	<b>1,05,27,84,456</b>	<b>19.79</b>	<b>19.67</b>	<b>(1.16)</b>

Note: The shareholding of promoters remained unchanged, however the % has reduced due to allotments made by the Company to non-promoters during the financial year under review.

(iii) **Change in Promoters' Shareholding (please specify, if there is no change)**

Sr. No.	Particulars	Shareholding at the beginning of the year (as on April 1, 2017)		Cumulative Shareholding during the year	
		No. of shares	% of total shares	No. of shares	% of total shares
1.	Promoters shareholding at the beginning of the year	1,05,27,84,456	20.95	1,05,27,84,456	20.95
2.	Date wise Increase / Decrease in Promoters shareholding during the year specifying the reasons for increase / and decrease (e.g. allotment / transfer / bonus etc)	Refer notes below			
3.	Promoters shareholding at the end of the year	<b>1,05,27,84,456</b>	<b>19.79</b>	<b>1,05,27,84,456</b>	<b>19.79</b>

Notes:

- For changes in shareholding % of each promoter, if any, refer point no. IV(ii).
- The shareholding of promoters remained unchanged, however the % has reduced due to allotments made by the Company to non-promoters during the financial year under review.

(iv) **Shareholding Pattern of top ten Shareholders (other than Directors, Promoters and Holders of GDRs and ADRs)**

Sr. No.	For Each of the Top 10 Shareholders	Shareholding at the beginning of the year (as on April 1, 2017 based on shareholding pattern as on March 31, 2017)		Cumulative Shareholding during the year as on March 31, 2018 based on shareholding pattern as on March 31, 2018)	
		No. of shares	% of total shares	No. of shares	% of total shares
	Paid up capital	5,02,43,98,950		5,31,97,74,121	
1.	Cannon Realty Pvt. Ltd. J/w. Sun Fastfin Services Pvt. Ltd. in the capacity of partners of M/s. GEE SIX Enterprises	13,83,00,000	2.75	13,83,00,000	2.60
2.	Cowell & Lee Investment (Mauritius) Limited	13,29,86,172	2.65	11,15,06,181	2.10
3.	LIC of India & others	11,86,16,417	2.36	11,86,16,417	2.23
4.	Suraksha Buildwell LLP	11,00,00,000	2.19	11,00,00,000	2.07
5.	Family Investment Pvt. Ltd. J/w. Quality Investment Pvt. Ltd. J/w. Kumud S. Shanghvi in the capacity of partners of M/s. Sunrise Associates	10,09,00,000	2.01	10,09,00,000	1.90
6.	Viditi Investment Pvt. Ltd. J/w. Virtuous Share Investments Pvt. Ltd. J/w. Vibha Shanghvi in the capacity of partners of M/s. Pioneer Resources	10,09,00,000	2.01	10,09,00,000	1.90
7.	Tejaskiran Pharmachem Industries Pvt. Ltd. J/w. Virtuous Finance Pvt. Ltd. J/w. Aalok D. Shanghvi in the capacity of partners of M/s. Goldenstar Enterprises	10,09,00,000	2.01	10,09,00,000	1.90
8.	Real Gold Developers LLP	8,50,00,000	1.69	8,50,00,000	1.60
9.	Neostar Developers LLP	8,50,00,000	1.69	8,50,00,000	1.60
10.	Vibha D.Shanghvi	6,80,00,000	1.35	6,80,00,000	1.28
11.	Aalok D.Shanghvi	6,80,00,000	1.35	6,80,00,000	1.28
12.	Vidhi D.Shanghvi	6,80,00,000	1.35	6,80,00,000	1.28

Note: The shares of the Company are traded frequently and hence the datewise increase / decrease in shareholding is not provided.

(v) Shareholding of Directors and Key Managerial Personnel

Sr. No.	Shareholding of each Directors and each Key Managerial Personnel	Shareholding at the beginning of the year (as on April 1, 2017 based on shareholding pattern as on March 31, 2017)		Cumulative Shareholding during the year as on March 31, 2018		Remarks
		No. of shares	% of total shares	No. of shares	% of total shares	
	Paid up capital	5,02,43,98,950		5,31,97,74,121		
1.	Tulsi R.Tanti, Managing Director (MD)*	39,05,000	0.08	39,05,000	0.07	
2.	Girish R.Tanti, Non-executive Director	10,00,19,000	1.99	10,00,19,000	1.88	
3.	Vaidhyanathan Raghuraman, Independent Director	-	-	-	-	
4.	Vinod R.Tanti, Wholetime Director & COO*	1,13,67,000	0.23	1,13,67,000	0.21	
5.	Rajiv Ranjan Jha, Non-executive Director	-	-	-	-	
6.	Marc Desaeleer, Independent Director	-	-	-	-	
7.	Ravi Uppal, Independent Director	1,000	0.00	51,000	0.00	
8.	Venkataraman Subramanian, Independent Director	-	-	-	-	
9.	Pratima Ram, Non-executive Director	-	-	-	-	
10.	Per Hornung Pedersen, Independent Director	-	-	-	-	
11.	Vijaya Sampath, Independent Director**	-	-	-	-	
12.	Sunit Sarkar, Non-executive Director	-	-	N.A.	N.A.	Ceased as Nominee Director w.e.f. January 1, 2018
13.	Brij Mohan Sharma, Non-executive Director	N.A.	N.A.	-	-	Appointed as Nominee Director w.e.f. January 1, 2018
14.	J.P.Chalasani, Group Chief Executive Officer (CEO)	-	-	-	-	
15.	Sanjay Baweja, Chief Financial Officer (CFO)	-	-	N.A.	N.A.	Ceased as Chief Financial Officer w.e.f. October 4, 2017
16.	Hemal A.Kanuga, Company Secretary (CS)	59,928	0.00	-	-	

\* Mr. Tulsi R.Tanti and Mr. Vinod R.Tanti also hold shares in the capacity as karta of HUF and jointly with others.

\*\* 10,000 Equity Shares of Suzlon Energy Limited held by Mr. T.P.Sampath (spouse of Mrs. Vijaya Sampath) J/w. Mrs. Vijaya Sampath.

## V. INDEBTEDNESS

The Indebtedness of the Company including interest outstanding/accrued but not due for payment as on March 31, 2018 is as under:

Particulars	Secured Loans excluding deposits (Rs in Crore)	Unsecured Loans (Rs in Crore)	Deposits (Rs in Crore)	Total Indebtedness (Rs in Crore)
<b>Indebtedness at the beginning of the financial year</b>				
i) Principal Amount	4,429.85	1,645.55	-	6,075.40
ii) Interest due but not paid	-	-	-	-
iii) Interest accrued but not due	21.02	-	-	21.02
<b>Total (i+ii+iii)</b>	<b>4,450.87</b>	<b>1,645.55</b>	<b>-</b>	<b>6,096.42</b>
<b>Change in Indebtedness during the financial year</b>				
Addition	1,834.78	-	-	1,834.78
Reduction	56.83	506.24	-	563.07
<b>Net Change</b>	<b>1,777.95</b>	<b>(506.24)</b>	<b>-</b>	<b>1,271.71</b>
<b>Indebtedness at the end of the financial year</b>				
i) Principal Amount	6,217.80	1,139.31	-	7,357.11
ii) Interest due but not paid	-	-	-	-
iii) Interest accrued but not due	11.02	-	-	11.02
<b>Total (i+ii+iii)</b>	<b>6,228.82</b>	<b>1,139.31</b>	<b>-</b>	<b>7,368.13</b>

## VI. REMUNERATION OF DIRECTORS AND KEY MANAGERIAL PERSONNEL

### A. Remuneration to Managing Director, Whole-time Directors and/or Manager:

Sr. No.	Particulars of Remuneration	Mr. Tulsi R.Tanti, Managing Director <sup>1</sup>	Mr. Vinod R.Tanti Wholetime Director & COO <sup>2</sup>	Total Amount
1.	<b>Gross salary</b>			
	(a) Salary as per provisions contained u/s 17(1) of the Income-tax Act, 1961 (Rs)	3,64,15,004	3,87,11,724	7,51,26,728
	(b) Value of perquisites u/s 17(2) of the Income-tax Act, 1961 (Rs)	-	-	-
	(c) Profits in lieu of salary u/s 17(3) of the Income- tax Act, 1961 (Rs)	-	-	-
2.	Stock Option (Nos.)	-	-	-
3.	Sweat Equity (Nos.)	-	-	-
4.	Commission (Rs) - as % of profit - others, specify...	-	-	-
5.	Others, please specify (Provident Fund & Gratuity)	28,35,000	19,88,280	48,23,280
	<b>Total (A) (Rs)</b>	<b>392,50,004</b>	<b>407,00,004</b>	<b>799,50,008</b>

Ceiling as per the Act: As per Section 197 of the Companies Act, 2013

<sup>1</sup>In terms of approval granted by the shareholders of the Company at the Twenty Second Annual General Meeting held on September 22, 2017, Mr. Tulsi R.Tanti is entitled to a remuneration of Rs.5,00,00,000/- p.a. plus incentives and perquisites for a period from April 1, 2017 to March 31, 2022. However since the Company has incurred losses during the financial year 2017-18, the remuneration paid to Mr. Tulsi R.Tanti has been restricted to Rs.2,63,00,004/-, i.e. the limits prescribed under Schedule V to the Companies Act, 2013, as permitted in terms of the shareholders' approval read with the applicable provisions of the Companies Act, 2013. Further, considering adequate profits for the financial year 2016-17, the differential remuneration of Rs.1,29,50,000/- for the year 2016-17 was also paid to Mr. Tulsi R.Tanti during the financial year 2017-18. Accordingly, the remuneration paid to Mr. Tulsi R.Tanti as disclosed above includes the said component of differential remuneration.

<sup>2</sup>In terms of approval granted by the shareholders of the Company at the Twenty First Annual General Meeting held on September 30, 2016, Mr. Vinod R.Tanti is entitled to a remuneration of Rs.3,20,00,000/- p.a. plus incentives and perquisites for a period from October 1, 2016 to September 30, 2019. However since the Company has incurred losses during the financial year 2017-18, the remuneration of Mr. Vinod R.Tanti has been restricted to Rs.2,63,00,004/-, i.e. the limits prescribed under Schedule V to the Companies Act, 2013, as permitted in terms of the shareholders' approval read with the applicable provisions of the Companies Act, 2013. Further, the remuneration paid to Mr. Vinod R.Tanti also



includes incentive payment of Rs.1,44,00,000/- pertaining to the financial year 2016-17 which was paid during the financial year 2017-18.

**B. Remuneration to other directors**

Sr. No.	Name of Directors	Particulars of Remuneration			
		Fee for attending board/committee meetings (Rs)	Commission	Others, please specify	Total Amount (Rs)
<b>1.</b>	<b>Independent Directors:</b>				
	Mr. V. Raghuraman	6,40,000	-	-	6,40,000
	Mr. Marc Deseadeleer	4,40,000	-	-	4,40,000
	Mr. Ravi Uppal	3,20,000	-	-	3,20,000
	Mr. V.Subramanian	3,80,000	-	-	3,80,000
	Mr. Per Hornung Pedersen	5,00,000	-	-	5,00,000
	Mrs. Vijaya Sampath	4,40,000	-	-	4,40,000
	Total (1)	27,20,000	-	-	27,20,000
<b>2.</b>	<b>Other Non-Executive Directors:</b>				
	Mr. Girish R.Tanti	3,60,000	-	-	3,60,000
	Mr. Rajiv Ranjan Jha	-	-	-	-
	Mrs. Pratima Ram	4,00,000	-	-	4,00,000
	Mr. Sunit Sarkar <sup>1</sup>	3,00,000	-	-	3,00,000
	Mr. Brij Mohan Sharma <sup>2</sup>	-	-	-	-
	Total (2)	10,60,000	-	-	10,60,000
	Total =(1+2)	37,80,000	-	-	37,80,000
	Total Managerial Remuneration	37,80,000	-	-	37,80,000
	Overall Ceiling as per the Act	-	-	-	-

<sup>1</sup> Ceased to be the Nominee Director of IDBI Bank Limited w.e.f. January 1, 2018.

<sup>2</sup> Appointed as the Nominee Director of IDBI Bank Limited w.e.f January 1, 2018.

Note: The non-executive directors are not paid any remuneration except sitting fees for attending the meetings of the Board and / or Committees thereof, which is within the limits prescribed under the Companies Act, 2013.

**C. REMUNERATION TO KEY MANAGERIAL PERSONNEL OTHER THAN MD/MANAGER/WTD**

Sr. No.	Particulars of Remuneration	Key Managerial Personnel			
		Mr. J.P.Chalasani, CEO	Mr. Sanjay Baweja, CFO <sup>*</sup>	Mr. Hemal A.Kanuga, CS	Total (Rs)
<b>1.</b>	<b>Gross salary</b>				
	(a) Salary as per provisions contained u/s 17(1) of the Income-tax Act, 1961 (Rs)	8,24,38,969	1,48,98,888.49	57,25,264	10,30,63,121.49
	(b) Value of perquisites u/s 17(2) of the Income-tax Act, 1961 (Rs)	-	16,819.36	-	16,819.36
	(c) Profits in lieu of salary u/s 17(3) of the Income-tax Act, 1961 (Rs)	-	-	-	-
<b>2.</b>	<b>Stock Option (live as on date of this Report )</b>				
	Special ESOP 2014 (Nos.)	-	-	3,08,200	-
<b>3.</b>	<b>Sweat Equity (Nos.)</b>	-	-	-	-
<b>4.</b>	<b>Commission (Rs)</b>	-	-	-	-
	- as % of profit				
	- others, specify				
<b>5.</b>	<b>Others, please specify (Provident Fund Gratuity, NPS &amp; Superannuation, Car Lease)</b>	74,33,331	38,92,798.51	3,84,648	1,17,10,777.51
	Total (Rs)	8,98,72,300	1,88,08,506.36	61,09,912	11,47,90,718.36

<sup>a</sup>Ceased to be CFO w.e.f. October 4, 2017.

Note: Apart from fixed remuneration, the remuneration includes amount towards variable components like incentive etc.

## VII. PENALTIES / PUNISHMENT/ COMPOUNDING OF OFFENCES

Type	Section of the Companies Act	Brief description	Details of Penalty / Punishment / Compounding fees imposed	Authority [RD/NCLT/Court]	Appeal made, if any (give details)
<b>A. COMPANY</b>	There were no penalties, punishment or compounding of offences during the year ended March 31, 2018. Please refer the note below.				
Penalty					
Punishment					
Compounding					
<b>B. DIRECTORS</b>					
Penalty					
Punishment					
Compounding					
<b>C. OTHER OFFICERS IN DEFAULT</b>					
Penalty					
Punishment					
Compounding					

Note: Post March 31, 2018, the Securities and Exchange Board of India, by an Adjudication Order dated April 20, 2018 (the "Order"), has imposed a monetary penalty of a total sum of Rs.1.10 Crores on the Company and its Compliance Officer for alleged non-reporting of certain events in the past. The Company does not believe that any penalty was warranted and would file an appeal before the Securities Appellate Tribunal, Mumbai.

Place: Pune  
Date : May 30, 2018

For and on behalf of the Board of Directors

Tulsi R.Tanti  
Chairman & Managing Director  
DIN.: 00002283

## Annexure to Directors' report

### Form No. AOC-2

[Pursuant to clause (h) of sub-section (3) of section 134 of the Companies Act, 2013 and Rule 8(2) of the Companies (Accounts) Rules, 2014]

**Disclosure of particulars of contracts/arrangements entered into by the Company with related parties referred to in Section 188(1) of the Companies Act, 2013 including certain arms' length transactions under third proviso thereto**

#### 1. Details of contracts or arrangement or transactions not at arm's length basis: None

Sr. No.	Particulars	Remarks
a)	Name(s) of the related party and nature of relationship	
b)	Nature of contracts/arrangements /transactions	
c)	Duration of the contracts / arrangements/ transactions	
d)	Salient terms of the contracts or arrangements or transactions including the value, if any	
e)	Justification for entering into such contracts or arrangements or transactions	
f)	Date(s) of approval by the Board	
g)	Amount paid as advances, if any	
h)	Date on which the special resolution was passed in general meeting as required under first proviso to Section 188	

#### 2. Details of material\* contracts or arrangement or transactions at arm's length basis: None

Sr. No.	Particulars	Remarks
a)	Name(s) of the related party and nature of relationship	
b)	Nature of contracts/arrangements /transactions	
c)	Duration of the contracts / arrangements/ transactions	
d)	Salient terms of the contracts or arrangements or transactions including the value, if any	
e)	Date(s) of approval by the Board / shareholders, if any	
f)	Amount paid as advances, if any	

\* The materiality threshold has been taken as 10% or more of the annual consolidated turnover of the Company as per last audited financial statements.

For and on behalf of the Board of Directors

Place: Pune  
Date : May 30, 2018

Tulsi R.Tanti  
Chairman & Managing Director  
DIN.: 00002283

## Annexure to Directors' report

## PARTICULARS OF CONSERVATION OF ENERGY, TECHNOLOGY ABSORPTION AND FOREIGN EXCHANGE EARNINGS AND OUTGO

Information as required under Section 134(3)(m) of the Companies Act, 2013 read with Rule 8(3) of the Companies (Accounts) Rules, 2014 is set out hereunder.

### A. Conservation of energy

The Company's Corporate Headquarter in Pune, India named 'ONE EARTH' is an environmental-friendly campus, with a minimal carbon footprint on the surrounding environment. As already informed in the previous years, the Campus has been awarded the coveted LEED (Leadership in Energy and Environmental Design) Platinum rating and GRIHA (Green Rating for Integrated Habitat Assessment) green building certifications for its approach towards sustainability and green practices towards infrastructure. The Company continues its efforts to reduce and optimise the use of energy consumption at its Corporate Headquarter and at its manufacturing facilities by installing hi-tech energy monitoring and conservation systems to monitor usage, minimise wastage and increase overall efficiency at every stage of power consumption. The Company is also emphasising to utilise the maximum natural sources of energy instead of using electricity.

- Steps taken or impact on conservation of energy - The energy conservation measures taken are given as under:

Sr. No.	Measures Taken
1.	Replaced large size oven heaters with Induction Heating System for heating of Slip Rings at the Chakan Generator facility.
2.	Installation of LED bulbs instead of CFL and MHL lights at various production facilities.
3.	Usage of FRP transparent sheets to allow sunlight and selected optimised low KW air compressor for small operations at the tower manufacturing facility at Gandhidham.
4.	Reduced heavy cranes usage to lift light weight components resulting into lower power consumption at the Daman facility.

The impact of above measures undertaken by the Company result in optimisation of energy consumption, savings in energy cost and environment protection.

- Steps taken by the Company for utilising alternate sources of energy - The Company along with its subsidiaries being in the business of selling and installing wind turbine generators and related equipments, it is very active in promoting renewable sources of energy and supporting conservation. The Company concentrates on reengineering of process to facilitate optimum utilisation of energy. The Company has further embarked in the renewable sector by venturing into the solar space.
- Capital Investment on energy conservation equipments during the financial year 2017-18 - Rs.0.74 Crore (previous financial year i.e. 2016-17 – Rs.0.08 Crore).

### B. Technology absorption

**Research & Development (R&D) - Specific areas in which R & D is carried out by the Company are given as under:**

- The Company continues to drive various R&D projects, operating out of world-class technology centres in Germany, Denmark, Netherlands and India.
- A new 140m Hub Height variant has been introduced for the flagship S111 turbine helping the Company in further reduction of Levelised Cost of Energy (LCOE) to make previously unviable sites viable.
- Technology development in the area of controls is leading to enabling the next generation products on the 2 MW platform.
- The development work on the new products especially the S128 is ongoing and the prototypes are currently being tested.
- Globally, Suzlon 2.1 MW fleet continues to operate at and above 97% in some of hottest and coldest environments.

#### Expenditure on R&D -

Sr. No.	Particulars	2017-18 (Rs. in Crores)	2016-17 (Rs. in Crores)
a.	Capital (including CWIP)	166.13	69.56
b.	Recurring	74.03	100.80
c.	Total	240.16	170.36
d.	Total R & D expenditure as a % of total turnover	3.91%	1.85%

**Technology absorption, adaption and innovation** – The efforts made towards technology absorption, adaption and innovation and benefits derived are given as under:



- Technology related development performed in the various offices of the Company are implemented in the new products leading to improved performance.
- Advanced control systems are enabling larger rotors on flagship product platforms.
- New materials are being tested for manufacture of lighter rotor blades and new aerodynamic profiles are under development.

**C. Foreign exchange earnings and outgo**

Total foreign exchange used and earned is given as under:

<b>Sr. No.</b>	<b>Particulars</b>	<b>2017-18 (Rs. in Crores)</b>	<b>2016-17 (Rs. in Crores)</b>
1.	Total Foreign Exchange Earned	261.44	28.41
2.	Total Foreign Exchange Used	1,995.93	2,694.03

For and on behalf of the Board of Directors

Place: Pune  
Date : May 30, 2018

Tulsi R.Tanti  
Chairman & Managing Director  
DIN.: 00002283

## Annexure to Directors' report

**ANNUAL REPORT ON CSR ACTIVITIES**

[Pursuant to Rule 8(1) of the Companies (Corporate Social Responsibility Policy) Rules, 2014]

**(FOR THE FINANCIAL YEAR 2017-18)****1. A brief outline of the Company's CSR Policy, including overview of projects or programs proposed to be undertaken and a reference to the web link to the CSR Policy and projects or programmes:**

CSR in Suzlon Energy Limited ("Suzlon" or the "Company") is based on the premise that business and its environment are inter-dependent, and the organic link between them should be strengthened. A higher degree of sustainability can be achieved in business by balancing growth in all aspects of development - financial, natural, social, human and physical. Suzlon Foundation (a Section 8 company) established in 2007 is the implementing arm of Suzlon's CSR. More information on its CSR Policy and programs can be availed from the Company's website ([www.suzlon.com](http://www.suzlon.com)).

Clubbed under six thematic areas (Environment, Livelihood, Health, Education, Empowerment and Civic Amenities) CSR initiatives at Suzlon are taken up to engage with disadvantaged, vulnerable and marginalised stakeholders in its immediate neighbourhood villages where the wind turbines and factories are located. The initiatives include, but are not limited to the following:

- Improving crop diversity and farm ecosystems for chemical free agriculture production
- Strengthening the collective bargaining skills of farmers for their goods
- Improving access to livestock breeding, animal health care and vaccination to enhance productivity
- Improving employability or entrepreneurship
- Improving availability of water supply and conservation of soil and water
- Enhancing tree diversity and green cover through plantation and seed broadcasting on hills
- Providing safe refuge, access to water and feed to save birds
- Empowering people and women's institutions like Village Development Committees and women's Self Help Groups
- Improving access to preventive and curative human health services
- Giving the gift of sight to cataract patients
- Addressing the mobility and livelihood needs of the specially abled
- Improving quality of education
- Constructing structures to improve quantity and quality of drinking water
- Creating a garbage and open air defecation free environment
- Installing equipment to improve availability of solar light energy in un-electrified areas
- Improving school infrastructure
- Improving sanitation and hygiene structures
- Improving access to government schemes

**2. The Composition of the CSR Committee:** Mr. Tulsi R.Tanti is the Chairman, Mr. Girish R.Tanti and Mr. V.Raghuraman are the members of the CSR Committee. The role of CSR Committee includes:

- a) formulate and recommend to the Board, a Corporate Social Responsibility Policy which shall indicate the activities to be undertaken by the Company as specified in Schedule VII to the Companies Act, 2013, as amended, read with Rules framed thereunder;
- b) recommend the amount of expenditure to be incurred on such activities; and
- c) monitor the Corporate Social Responsibility Policy of the Company from time to time.

**3. Average net profit of the Company for last three financial years (preceding the financial year under review):** Not applicable since the average net profit for last three financial years (preceding the financial year under review) is negative.**4. Prescribed CSR expenditure (2% of the amount as mentioned in item 3 above):** Nil, however, the Company has voluntarily spent on CSR activities, the details of which are given at point 5(c) below.**5. Details of CSR spending during the financial year:**

- a) Total amount to be spent for the financial year: Nil, however the Company has voluntarily spent on CSR activities as detailed below.
- b) Amount unspent, if any: Not Applicable
- c) Manner in which the amount spent during the financial year is detailed below:

Sr. No.	CSR Project or activity identified	Sector in which the Project is covered	Projects or programs (i) local area or others; (ii) specify the state and district where projects or programs were undertaken	Amount outlay (budget) project or programs wise (Rs.)	Amount spent on the projects or programs		Cumulative expenditure up to the reporting period (Rs.)	Amount spent directly or through implementing agency
					Direct expenditure on projects or programs	Over-heads		
1	SUZTAIN- Sustainable need based village development in Andhra Pradesh Villages	Civic Amenities	Anantapur & Kadapa	-	9,73,479.00	-	9,73,479.00	Suzlon Foundation
		Education		-	32,549.00	-	32,549.00	
		Empowerment		-	1,93,195.50	-	1,93,195.50	
		Environment		-	90,328.00	-	90,328.00	
		Health		-	2,81,048.00	-	2,81,048.00	
		Transformative		-	25,000.00	-	25,000.00	
		<b>Sub-Total (1)</b>		-	<b>15,95,599.50</b>	-	<b>15,95,599.50</b>	
2	SUZTAIN- Sustainable need based village development in Gujarat Villages	Civic Amenities	Kutchh, Devbhumi Dwarka & Jamnagar	-	4,06,991.32	-	4,06,991.32	Suzlon Foundation
		Education		-	8,57,321.09	-	8,57,321.09	
		Empowerment		-	5,86,193.63	-	5,86,193.63	
		Environment		-	1,67,584.90	-	1,67,584.90	
		Health		-	13,53,421.79	-	13,53,421.79	
		Livelihood		-	12,35,411.30	-	12,35,411.30	
		Transformative		-	68,912.00	-	68,912.00	
		<b>Sub-Total (2)</b>		-	<b>46,75,836.03</b>	-	<b>46,75,836.03</b>	
3	SUZTAIN- Sustainable need based village development in Karnataka Villages	Civic Amenities	Padubidri & Palimar	-	1,82,989.00	-	1,82,989.00	Suzlon Foundation
		Education		-	88,799.00	-	88,799.00	
		Empowerment		-	15,000.00	-	15,000.00	
		Environment		-	72,000.00	-	72,000.00	
		Health		-	94,960.00	-	94,960.00	
		Livelihood		-	1,23,928.00	-	1,23,928.00	
		Transformative		-	17,590.00	-	17,590.00	
		<b>Sub-Total (3)</b>		-	<b>5,95,266.00</b>	-	<b>5,95,266.00</b>	
4	SUZTAIN- Sustainable need based village development in Maharashtra Villages	Civic Amenities	Khed & Sakri	-	6,724.50	-	6,724.50	Suzlon Foundation
		Education		-	68,034.50	-	68,034.50	
		Empowerment		-	4,977.00	-	4,977.00	
		Environment		-	36,554.50	-	36,554.50	
		Health		-	32,280.00	-	32,280.00	
		Livelihood		-	26,429.25	-	26,429.25	
		<b>Sub-Total (4)</b>		-	<b>1,74,999.75</b>	-	<b>1,74,999.75</b>	
5	SUZTAIN- Sustainable need based village development in Madhya Pradesh Villages	Civic Amenities	Dewas, Dhar, Agar, Ujjain, Ratlam & Mandsour	-	6,12,884.13	-	6,12,884.13	Suzlon Foundation
		Education		-	4,95,095.07	-	4,95,095.07	
		Empowerment		-	5,92,649.14	-	5,92,649.14	
		Environment		-	7,85,807.07	-	7,85,807.07	
		Health		-	5,84,839.72	-	5,84,839.72	
		Livelihood		-	10,69,827.76	-	10,69,827.76	
		Transformative		-	1,11,647.00	-	1,11,647.00	
		<b>Sub-Total (5)</b>		-	<b>42,52,749.89</b>	-	<b>42,52,749.89</b>	
6	SUZTAIN- Sustainable need based village development in Rajasthan Villages	Civic Amenities	Jaisalmer & Jodhpur	-	10,18,116.50	-	10,18,116.50	Suzlon Foundation
		Education		-	12,80,005.96	-	12,80,005.96	
		Empowerment		-	6,82,141.10	-	6,82,141.10	
		Environment		-	21,71,875.25	-	21,71,875.25	
		Health		-	8,11,150.30	-	8,11,150.30	
		Livelihood		-	15,79,613.40	-	15,79,613.40	
		Transformative		-	3,88,069.00	-	3,88,069.00	
		<b>Sub-Total (6)</b>		-	<b>79,30,971.51</b>	-	<b>79,30,971.51</b>	

Sr. No.	CSR Project or activity identified	Sector in which the Project is covered	Projects or programs (i) local area or others; (ii) specify the state and district where projects or programs were undertaken	Amount outlay (budget) project or programs wise (Rs.)	Amount spent on the projects or programs		Cumulative expenditure up to the reporting period (Rs.)	Amount spent directly or through implementing agency
					Direct expenditure on projects or programs	Over-heads		
7	SUZTAIN- Sustainable need based village development in Tamilnadu Villages	Civic Amenities	Tiruppur, Coimbatore, Dindigul, Tirunelveli & Palakkad	-	20,95,925.26	-	20,95,925.26	Suzlon Foundation
		Education		-	18,12,620.77	-	18,12,620.77	
		Empowerment		-	9,86,685.80	-	9,86,685.80	
		Environment		-	6,60,964.09	-	6,60,964.09	
		Health		-	9,94,703.10	-	9,94,703.10	
		Livelihood		-	14,00,971.01	-	14,00,971.01	
		Transformative		-	1,84,018.00	-	1,84,018.00	
		<b>Sub-Total (7)</b>		-	<b>81,35,888.03</b>	-	<b>81,35,888.03</b>	
8	SUZTAIN- Sustainable need based village development in Telangana Villages	Civic Amenities	Wanaparthi & Mahubnagar	-	44,95,092.60	-	44,95,092.60	Suzlon Foundation
		Education		-	7,93,140.00	-	7,93,140.00	
		Empowerment		-	94,796.70	-	94,796.70	
		Environment		-	9,77,701.56	-	9,77,701.56	
		Health		-	15,13,143.64	-	15,13,143.64	
		Livelihood		-	1,18,439.20	-	1,18,439.20	
		Transformative		-	1,20,232.50	-	1,20,232.50	
		<b>Sub-Total (8)</b>		-	<b>81,12,546.20</b>	-	<b>81,12,546.20</b>	
9	SUZTAIN- Sustainable need based village development in Pondicherry Villages	Civic Amenities	Pondicherry	-	58,296.00	-	58,296.00	Suzlon Foundation
		Empowerment		-	3,280.00	-	3,280.00	
		Health		-	64,767.00	-	64,767.00	
		Transformative		-	9,800.00	-	9,800.00	
		<b>Sub-Total (9)</b>		-	<b>1,36,143.00</b>	-	<b>1,36,143.00</b>	
	<b>Total</b>			-	<b>3,56,09,999.91</b>	-	<b>3,56,09,999.91</b>	

d) In case the Company has failed to spend the two percent of the average net profit of the last three financial years or any part thereof, the Company shall provide the reasons for not spending the amount in the Board's report: Not applicable.

e) A responsibility statement of the CSR Committee that the implementation and monitoring of CSR Policy, is in compliance with the CSR Objectives and Policy of the Company:

We hereby affirm that the implementation and monitoring of the CSR Policy is in compliance / will be in compliance with the CSR Objectives and Policy of the Company.

Sd-

Tulsi R.Tanti (DIN: 00002283)  
Chairman of CSR Committee.

For and on behalf of the Board of Directors

Place: Pune  
Date : May 30, 2018

Tulsi R.Tanti  
Chairman & Managing Director  
DIN.: 00002283



**INFORMATION PERTAINING TO REMUNERATION IN TERMS OF SECTION 197(12) OF THE COMPANIES ACT, 2013 READ WITH RULE 5(1) OF THE COMPANIES (APPOINTMENT AND REMUNERATION OF MANAGERIAL PERSONNEL) RULES, 2014**

**(FOR THE FINANCIAL YEAR 2017-18)**

- i) **The ratio of the remuneration of each director to the median remuneration of the employees of the Company for the financial year under review:**

Sr. No.	Name of directors	Category	~ Ratio to median remuneration <sup>1</sup>
1.	Mr. Tulsi R.Tanti	Chairman & Managing Director	1:80.97
2.	Mr. Girish R.Tanti	Non-executive Director	1:1.11
3.	Mr. Vaidhyanathan Raghuraman	Non-executive Independent Director	1:1.97
4.	Mr. Vinod R.Tanti	Wholetime Director & Chief Operating Officer	1:125.31
5.	Mr. Rajiv Ranjan Jha <sup>2</sup>	Non-executive Director	N.A.
6.	Mr. Marc Desaeleer	Non-executive Independent Director	1:1.35
7.	Mr. Ravi Uppal	Non-executive Independent Director	1:0.99
8.	Mr. Venkataraman Subramanian	Non-executive Independent Director	1:1.17
9.	Mrs. Pratima Ram	Non-executive Director	1:1.23
10.	Mr. Per Hornung Pedersen	Non-executive Independent Director	1:1.54
11.	Mrs. Vijaya Sampath	Non-executive Independent Director	1:1.35
12.	Mr. Sunit Sarkar <sup>3</sup>	Non-executive Director	1:0.92
13.	Mr. Brij Mohan Sharma <sup>4</sup>	Non-executive Director	N.A.

<sup>1</sup> The non-executive directors are not paid any remuneration except sitting fees for attending the meetings of the Board and / or Committees thereof which is within the limits prescribed by the Companies Act, 2013.

<sup>2</sup> Ceased to be a Director w.e.f. April 6, 2018

<sup>3</sup> Ceased to be a Director w.e.f. January 1, 2018

<sup>4</sup> Appointed on Board w.e.f. January 1, 2018

- ii) **The percentage increase in remuneration of each Director, Chief Executive Officer (CEO), Chief Financial Officer (CFO) and Company Secretary (CS) for the financial year under review:**

Sr. No.	Name	Category	~ Increase / (decrease) (%)	
			(including incentive)	(excluding incentive)
1.	Mr. Tulsi R.Tanti <sup>1</sup>	Chairman & Managing Director	(12.33)	(12.33)
2.	Mr. Vinod R.Tanti <sup>2</sup>	Wholetime Director & Chief Operating Officer	26.97	(17.95)
3.	Mr. J.P.Chalasani	Group Chief Executive Officer	69.17	(9.79)
4.	Mr. Sanjay Baweja <sup>3</sup>	Chief Financial Officer	12.94	0.92
5.	Mr. Hemal A.Kanuga	Company Secretary	14.68	(4.82)

<sup>1</sup> In terms of approval granted by the shareholders of the Company at the Twenty Second Annual General Meeting held on September 22, 2017, Mr. Tulsi R.Tanti is entitled to a remuneration of Rs.5,00,00,000/- p.a. plus incentives and perquisites for a period from April 1, 2017 to March 31, 2022. However since the Company has incurred losses during the financial year 2017-18, the remuneration paid to Mr. Tulsi R.Tanti has been restricted to Rs.2,63,00,004/-, i.e. the limits prescribed under Schedule V to the Companies Act, 2013, as permitted in terms of the shareholders' approval read with the applicable provisions of the Companies Act, 2013. Further, considering adequate profits for the financial year 2016-17, the differential remuneration of Rs.1,29,50,000/- for the year 2016-17 was also paid to Mr. Tulsi R.Tanti during the financial year 2017-18. While calculating the % Increase / (Decrease) in remuneration of Mr. Tulsi R.Tanti, the Chairman & Managing Director, the aforesaid differential remuneration has not been considered since it pertains to previous year.

<sup>2</sup> In terms of approval granted by the shareholders of the Company at the Twenty First Annual General Meeting held on September 30, 2016, Mr. Vinod R.Tanti is entitled to a remuneration of Rs.3,20,00,000/- p.a. plus incentives and perquisites for a period from October 1, 2016 to September 30, 2019. However since the Company has incurred losses during the financial year 2017-18, the remuneration of Mr. Vinod R.Tanti has been restricted to Rs.2,63,00,004/-, i.e. the limits prescribed under Schedule V to the Companies Act, 2013, as permitted in terms of the shareholders' approval read with the applicable provisions of the Companies Act, 2013. Further, the remuneration paid to Mr. Vinod R.Tanti also includes incentive payment of Rs.1,44,00,000/- pertaining to the financial year 2016-17 which was paid during the financial year 2017-18.

<sup>3</sup> Resigned as CFO with effect from October 4, 2017.

**Note:** While calculating the % Increase / (Decrease), the remuneration of key managerial personnel who have held office for part of the year have been annualised based on the actual remuneration paid during the period of office held.

- iii) The percentage increase in the median remuneration of employees in the financial year under review: (2.08)%
- iv) The number of permanent employees on the rolls of the Company as at the end of the financial year under review: 3,023
- v) Average percentile increase already made in the salaries of employees other than the key managerial personnel in the last financial year and its comparison with the percentile increase in the key managerial remuneration and justification thereof and point out if there are any exceptional circumstances for increase in managerial remuneration:

Particulars	~ Increase / (decrease) (%)	
	(including incentive)	(excluding incentive)
Average salary of all employees (other than KMPs)	(4.53)	(9.21)
Average salary of all KMPs mentioned at point (ii) above (based on average monthly salary for the period of office held)	30.47	(9.53)

**Justification for increase in average remuneration of the key managerial personnel** – Excluding incentive, the remuneration is lesser as compared to earlier year. The increase is on account of incentive paid during financial year 2017-18 to employees on account of strong operational performance in the financial year 2016-17. As none of the key managerial personnel (other than Company Secretary) was eligible to payment of incentive during financial year 2016-17, the rise in financial year 2017-18 seems very high.

- vi) **Affirmation that the remuneration is as per the Remuneration Policy of the Company:**

The Company affirms that the remuneration is as per the Remuneration Policy of the Company.

For and on behalf of the Board of Directors

Place : Pune  
Date : May 30, 2018

Tulsi R. Tanti  
Chairman & Managing Director  
DIN : 00002283

## Annexure to Directors' report

### EMPLOYEE STOCK OPTION PLANS (ESOPs)

The details of options granted under various ESOPs of the Company as required to be provided in terms of Rule 12(9) of the Companies (Share Capital and Debentures) Rules, 2014 and the Securities and Exchange Board of India (Share Based Employee Benefits) Regulations, 2014 are given as under:

Sr. No.	Particulars	Special ESOP 2009 forming part of ESOP Perpetual I (Tranche VIII Scheme XII)	Special ESOP 2014 (Scheme XIV)
1.	Date of shareholders' approval	August 13, 2009	March 27, 2014
2.	Date of Grant	May 25, 2012	June 23, 2014
3.	Vesting requirements		
	Tranche 1	May 26, 2013 - 50%	June 23, 2015 - 50%
	Tranche 2	May 26, 2014 - 25%	June 23, 2016 - 50%
	Tranche 3	May 26, 2015 - 25%	-
4.	Maximum term of options granted / Exercise period	May 25, 2017	March 31, 2019
5.	Pricing formula	The closing price of Equity Shares of the Company on BSE as on date of grant	10% Discount to the closing price of Equity Shares of the Company on NSE as on date of grant
6.	Sources of shares (primary, secondary or combination)	Primary	Primary
7.	Options granted under the Plan as at March 31, 2018 (Nos.)	Nil	45,000,000
8.	Options outstanding as at April 1, 2017 (Nos.)	Nil	37,821,800
9.	Options granted during the year ended March 31, 2018 (Nos.)	Nil	Nil
10.	Options vested during the year ended March 31, 2018 (Nos.)	Nil	Nil
11.	Options exercised during the year ended March 31, 2018 (Nos.)	Nil	Nil
12.	Total number of shares arising as a result of exercise of options (Nos.)	Nil	Nil
13.	Options forfeited / cancelled during the year ended March 31, 2018 (Nos.)	Nil	6,780,500
14.	Options lapsed / expired during the year ended March 31, 2018 (Nos.)	Nil	Nil
15.	Options in force as at March 31, 2018 (Nos.)	Nil	31,041,300
16.	Options exercisable at the end of the year (Nos.)	Nil	31,041,300
17.	Variation of terms of options during the year ended March 31, 2018	Nil	Nil
18.	Money realised by exercise of options (Rs)	Nil	Nil
19.	Loan repaid by the Trust during the year ended March 31, 2018	N.A.	N.A.
20.	Lock-in period, if any	N.A.	N.A.
21.	Employee wise details of options granted to:		
i)	Senior Managerial Personnel (including Key Managerial Personnel)	N.A.	Refer Note 2
ii)	Employees receiving 5% or more of the total number of options granted during the year ended March 31, 2018	Nil	Nil
iii)	Employees granted options equal to or exceeding 1% of the issued capital	Nil	Nil
22.	Diluted EPS on issue of shares on exercise calculated in accordance with Ind AS 33 (Rs)	(2.20)	
23.	Method used to account for the Plan	The Company uses lattice model for determining the compensation cost for the Schemes.	
24.	In case, the Company opts for expensing of the options using the intrinsic value of the options, the difference between employee compensation cost so computed and the employee compensation cost that shall have been recognised if it has used the fair value of the options and the impact of this difference on profits and EPS of the Company	Not applicable	

Sr. No.	Particulars	Special ESOP 2009 forming part of ESOP Perpetual I (Tranche VIII Scheme XII)	Special ESOP 2014 (Scheme XIV)	
25.	Weighted average exercise price and weighted average fair value of options, exercise price of which is less than the market price on the date of grant:			
i)	Weighted average exercise price (Rs)	20.85	26.95	
ii)	Weighted average fair value (Rs)	9.25	13.18	
26.	Significant assumptions used to estimate fair values of options granted during the year		First Vesting	Second Vesting
i)	Risk free interest rate	8.20%	8.63%	8.64%
ii)	Expected life (years)	5	2.0	2.50
iii)	Expected volatility	48.90%	65.45%	63.79%
iv)	Dividend yield	Nil	Nil	Nil
v)	The price of the underlying share in market at the time of option grant (Rs)	20.85	29.95	29.95

The Securities and Exchange Board of India (SEBI) has issued SEBI (Share Based Employee Benefits) Regulations, 2014 which are effective from October 28, 2014. Prior to that SEBI (Employee Stock Option Scheme and Employee Stock Purchase Scheme) Guidelines, 1999 were in force for all stock option schemes established after June 19, 1999. In accordance with SEBI (Employee Stock Option Scheme and Employee Stock Purchase Scheme) Guidelines, 1999, the excess of the market price of the underlying equity shares as of the date of grant over the exercise price of the option, including upfront payments, if any, had to be recognised and amortised on a straight line basis over the vesting period. The equity shares issued / to be issued under Special ESOP 2014 of the Company rank / shall rank pari passu in all respects including dividend with the existing equity shares of the Company.

#### Notes:

- In terms of Special ESOP-2009 – Tranche VIII (Scheme XII), all vested options had to be exercised on or before May 25, 2017, however there are no outstanding options under Special ESOP-2009 – Tranche VIII (Scheme XII) as at the end of the financial year under review. During the previous year, in terms of Special ESOP-2009 – Tranche VII (Scheme XI), all vested options had to be exercised on or before July 31, 2016, however there were no outstanding options under Special ESOP-2009 – Tranche VII (Scheme XI) and hence details of Special ESOP 2009 – Tranche VII (Scheme XI) have not been provided.
- The details of options granted to senior managerial personnel (including the key managerial personnel in terms of Companies Act, 2013) of the Company are given as under:

Name of senior managerial personnel	Designation	No. of Stock options granted under Special ESOP 2014
Tulsi R. Tanti	Chairman & Managing Director	Nil
Vinod R. Tanti	Wholetime Director & Chief Operating Officer	Nil
J.P. Chalasani	Group Chief Executive Officer	Nil
Hemal A. Kanuga	Company Secretary & Compliance Officer	308,200
Kirti Vagadia	Group Chief Financial Officer	1,201,500
Dr. V. V. Rao	Chief Quality Officer	1,251,000
Vivek Kumar	Group Chief Human Resource Officer	Nil

For and on behalf of the Board of Directors

Place : Pune  
Date : May 30, 2018

Tulsi R. Tanti  
Chairman & Managing Director  
DIN : 00002283



**FORM NO. MR-3**

**SECRETARIAL AUDIT REPORT FOR THE FINANCIAL YEAR ENDED 31<sup>ST</sup> MARCH 2018**  
*[Pursuant to section 204(1) of the Companies Act, 2013 and rule No.9 of the Companies  
 (Appointment and Remuneration of Managerial Personnel) Rules, 2014]*

To,  
 The Members,  
**SUZLON ENERGY LIMITED,**  
**CIN: L40100GJ1995PLC025447**  
**"Suzlon", 5, Shrimali Society, Near Shri Krishna Complex,**  
**Navrangpura, Ahmedabad, Gujarat-380009.**

We have conducted the secretarial audit of the compliance of applicable statutory provisions and the adherence to good corporate practices by SUZLON ENERGY LIMITED (hereinafter called "the Company"). Secretarial Audit was conducted in a manner that provided us a reasonable basis for evaluating the corporate conducts/statutory compliances and expressing our opinion thereon.

Based on our verification of the Company's books, papers, minute books, forms and returns filed and other records maintained by the Company and also the information provided by the Company, its officers, agents and authorized representatives during the conduct of secretarial audit, we hereby report that in our opinion, the Company has, during the audit period covering the financial year ended on 31<sup>st</sup> March, 2018, generally complied with the statutory provisions listed hereunder and also that the Company has proper Board-processes and compliance-mechanism in place to the extent, in the manner and subject to the reporting made hereinafter:

We have examined the books, papers, minute books, forms and returns filed and other records maintained by "the Company" for the financial year ended on March 31<sup>st</sup>, 2018 according to the provisions of:

- (i) The Companies Act, 2013 (the Act) and the rules made thereunder;
- (ii) The Securities Contracts (Regulation) Act, 1956 ('SCRA') and the rules made there under;
- (iii) The Depositories Act, 1996 and the Regulations and Bye-laws framed thereunder;
- (iv) Foreign Exchange Management Act, 1999 and the rules and regulations made thereunder to the extent of Foreign Direct Investment, Overseas Direct Investment and External Commercial Borrowings;
- (v) The following Regulations and Guidelines prescribed under the Securities and Exchange Board of India Act, 1992 ('SEBI Act'):-
  - (a) The Securities and Exchange Board of India (Substantial Acquisition of Shares and Takeovers) Regulations, 2011;
  - (b) The Securities and Exchange Board of India (Prohibition of Insider Trading) Regulations, 1992 and Securities and Exchange Board of India (Prohibition of Insider Trading) Regulations, 2015;
  - (c) The Securities and Exchange Board of India (Issue of Capital and Disclosure Requirements) Regulations, 2009;
  - (d) The Securities and Exchange Board of India (Employee Stock Option Scheme and Employee Stock Purchase Scheme) Guidelines, 1999 and the Securities and Exchange Board of India (Share Based Employee Benefits) Regulations, 2014; There are no events occurred during the period which attracts provisions of these Regulations, hence not applicable;
  - (e) The Securities and Exchange Board of India (Issue and Listing of Debt Securities) Regulations, 2008; There are no events occurred during the period which attracts provisions of these Regulations, hence not applicable;
  - (f) The Securities and Exchange Board of India (Registrars to an Issue and Share Transfer Agents) Regulations, 1993 regarding the Companies Act and dealing with client: There are no events occurred during the period which attracts provisions of these Regulations, hence not applicable;
  - (g) The Securities and Exchange Board of India (Delisting of Equity Shares) Regulations, 2009: There are no events occurred during the period which attracts provisions of these Regulations, hence not applicable; and
  - (h) The Securities and Exchange Board of India (Buyback of Securities) Regulations, 1998: There are no events occurred during the period which attracts provisions of these Regulations, hence not applicable.
- (vi) As informed to us there are no other laws as applicable specifically to the Company;

We have also examined compliance with the applicable clauses of the following:

- (i) Secretarial Standards issued by The Institute of Company Secretaries of India.
- (ii) The Listing Agreement entered into by the Company with BSE Limited and National Stock Exchange of India Limited and Securities and Exchange Board of India (Listing Obligations and Disclosures Requirements) Regulations, 2015. (LODR)

During the period under review the Company has generally complied with the provisions of above mentioned Acts, Rules, Regulations, Guidelines, Standards, etc.

**We further report that**

The Board of Directors of the Company is duly constituted with proper balance of Executive Directors, Non-Executive Directors and Independent Directors. The changes in the composition of the Board of Directors that took place during the

period under review were carried out in compliance with the provisions of the Act.

There is a system for sending the notice to all the Directors to schedule the Board Meetings, and the agenda and detailed notes on agenda were sent at least seven days in advance and a system exists for seeking and obtaining further information and clarifications on the agenda items before the meeting and for meaningful participation at the meeting.

All the decision in the board meetings were carried through by majority while there were no dissenting members' views and hence not captured and recorded as part of the minutes.

**We further report that** there are adequate systems and processes in the Company commensurate with the size and operations of the Company to monitor and ensure compliance with above referred applicable laws, rules, regulations and guidelines.

**We further report that** during the audit period the Company has taken following actions or enter into events having a major bearing on the Company's affairs in pursuance of the above referred laws, rules, regulations, guidelines, standards, etc.

- The Company appointed M/s. Deloitte Haskins & Sells LLP, Chartered Accountants as the Statutory Auditors of the Company for the period 01/04/2017 to 31/03/2022 in the Annual General Meeting dated 22<sup>nd</sup> of September, 2017.
- Mr. Sanjay Baweja resigned as the Chief Financial Officer of the Company with effect from 4<sup>th</sup> October, 2017.
- The Company received an order passed by the Honorable National Company Law Tribunal, Ahmedabad Bench on 31<sup>st</sup> of May, 2017 under Section 394(1) of the Companies Act, 1956 approving the Composite Scheme of:
  - Amalgamation of Suzlon Wind International Limited, SE Electricals Limited and SE Blades Limited with Suzlon Energy Limited and
  - Demerger of tubular tower manufacturing division of Suzlon Global Services Limited (formerly Suzlon Structures Limited) with Suzlon Energy Limited.
- During the year under review, the Company had allotted Equity Shares on conversion of Foreign Currency Convertible Bonds in the meetings of Securities Issue Committee.

**Dinesh Joshi**  
Designated Partner,  
Kanj & Co. LLP  
Company Secretaries  
FCS No: 3752  
C.P. No.:2246

Date : 07.05.2018  
Place : Pune

To,  
The Members,  
SUZLON ENERGY LIMITED  
CIN: L40100GJ1995PLC025447  
"Suzlon", 5, Shrimali Society, Near Shri Krishna Complex,  
Navrangpura, Ahmedabad, Gujarat-380009.

Our report of even date is to be read along with this letter.

1. Maintenance of Secretarial Record is the responsibility of the management of the Company. Our responsibility is to express an opinion on these Secretarial Records based on our audit.
2. We have followed the audit practices and process as were appropriate to obtain reasonable assurance about the correctness of the contents of the Secretarial Records. The verification was done on test basis to ensure that correct facts are reflected in Secretarial Records. We believe that the process and practices followed provide a reasonable basis for our opinion.
3. We have not verified the correctness and appropriateness of Financial Records and Books of Accounts of the Company.
4. Wherever required, we have obtained the Management Representation about the compliance of laws, rules and regulations and happening of events, etc.
5. The compliance of the provisions of Corporate and other applicable Laws, Rules, Regulations, Standards is the responsibility of management. Our examination was limited to the verification of procedures on test basis.
6. The Secretarial Audit report is neither an assurance as to the future viability of the Company nor of the efficiency or effectiveness with which the management has conducted the affairs of the company.

**Dinesh Joshi**  
Designated Partner,  
Kanj & Co. LLP  
Company Secretaries  
FCS No: 3752  
C.P. No.:2246

Date : 07.05.2018  
Place : Pune

**Disclosures as required under Para A of Schedule V to the Securities and Exchange Board of India  
(Listing Obligations and Disclosure Requirements) Regulations, 2015**

Type of relationship	Name	Amount of loan outstanding as at March 31, 2018 (Rs in Crores)	Maximum amount of loan outstanding during the year (Rs in Crores)
Subsidiaries	AE Rotor Holding B.V.	511.28	511.28
	SE Forge Limited	15.66	15.66
	Sirocco Renewables Limited	1.21	1.21
	Suzlon Global Services Limited (formerly Suzlon Structures Limited)	1,062.76	1,344.43
	Suzlon Gujarat Wind Park Limited	1,471.00	1,471.00
	Suzlon Power Infrastructure Limited	347.53	479.24
	Manas Renewables Limited	0.14	0.14
	Vakratunda Renewables Limited	0.06	0.06
	Varadvinayak Renewables Limited	0.05	0.05
	Vignaharta Renewable Energy Limited	-	0.02
Joint ventures	Heramba Renewables Limited	0.01	0.01
	Suzlon Generators Limited	10.92	15.53

**Note:** No loans have been granted by the Company to any person for the purpose of investing in the shares of Suzlon Energy Limited or any of its subsidiaries.

# MANAGEMENT DISCUSSION AND ANALYSIS

## Global renewable energy market and outlook

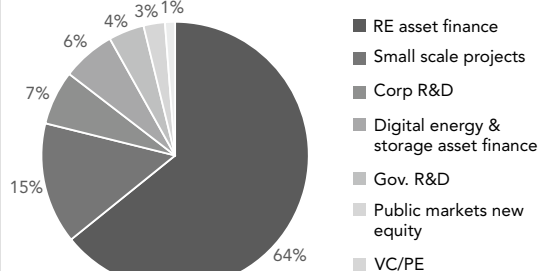
The global renewable energy generation capacity addition from different sources in the calendar year (CY) 2017 stood at 165 GW, which adds up to a cumulative installed capacity of 2,180 GW. Of the total capacity addition in CY17, solar and wind constitute for more than 85% of the share with solar taking the top place yet again with 90 GW followed by wind with 52.5 GW. However, other sources of renewable energy such as bio-energy and geothermal have grown moderately, while hydro energy addition of 20 GW is one of the lowest in the last decade.

In terms of region-wise capacity additions, the Asian markets have seen the biggest growth followed by European and North American markets. China continues to lead both in solar and wind capacity additions at 53 GW and 16 GW respectively.

Globally, the growth in the renewable energy industry has been fuelled by various reasons in CY17 – reduced capital costs in setting up both solar and wind power plants year-on-year, increased focus on clean energy solutions by governments through policy regimes and competitive bidding and public and private investment inflows. The investments in clean energy solutions in CY17 stood at USD 333 billion which is about 3% higher than CY16. A 3% rise in investments fuelled a growth rate of 8% in clean energy capacity addition. This is a clear indication of the declining project capital costs and tariffs for both solar and wind projects and the trend is expected to continue in the years to come. In CY17, Mexico saw a new record low tariff of USD 18 per MWh for an onshore project.

### Investments in clean energy by asset class - CY17

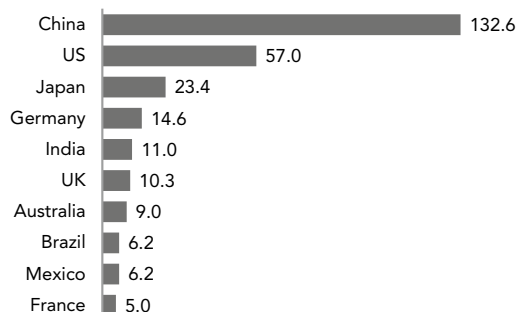
Total investments - USD 333 billion



Source: BNEF

### Investments in clean energy by country (top 10) - CY17

in USD billion



Source: BNEF

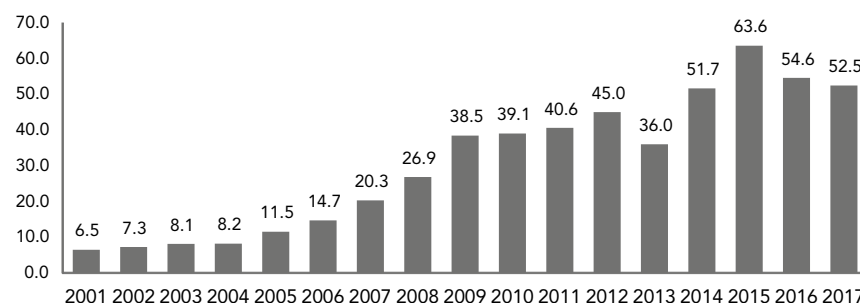
The China investments into clean energy in CY17 set a new record with USD 132.6 billion an increase of 24% from CY16, followed by the United States at USD 57 billion. While Australia and Mexico have seen record level growth in the investment inflow, countries like Japan, Germany and UK have seen a decline in investments owing to changes in their policy support.

In terms of capacity addition by source, solar clinched up a sizeable share of 48% globally worth USD 160 billion followed by wind (both offshore and onshore) which stood at USD 107 billion. Rest of the sources (biomass USD 4.7 billion, bio-fuels USD 2 billion, small hydro USD 3.4 billion, low-carbon services USD 4.8 billion) have witnessed relatively less investments in CY17. Overall, the global trend continues to see a positive momentum in terms of investment in clean energy when compared to conventional sources of energy.

## Global wind energy overview

Wind energy across the globe is going through a transition where it is now being seen as a commercial source of energy and no more a subsidised initiative or scheme supported by the government. This is also leading a slower recovery of the industry as a whole. The global wind energy installations in CY17 stood at 52.5 GW which is lower by 3.85% of CY16 that stood at 54.6 GW. The cumulative global installations now reached to 539 GW a rise of about 11% over CY16. The reduced capacity addition in CY17 was due to a sudden drop in China's wind installations over the last two years. However, other countries in Europe, Asia and North America covered up for much of this.

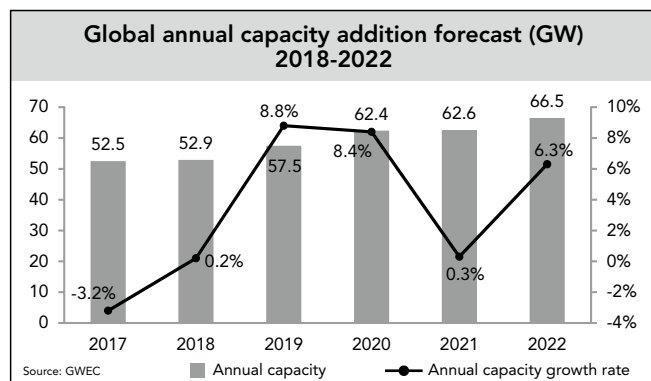
### Global annual installed capacity (GW) 2001-2017



Source: GWEC

With 19.7 GW wind installation in CY17, China yet again tops the total global installations and becomes the key driver for market growth. India recorded its highest ever installations of 4.2 GW in CY17 of which more than 80% was part of the first quarter. In Europe, Germany with 6.6 GW, UK with 4.3 GW and France with 1.7 GW have been the three key markets that have seen growth. The US after the recent elections, which anticipated a slower growth in terms of renewable energy installations recorded 7 GW addition of wind energy largely driven by the renewable electricity Production Tax Credit (PTC).

The offshore segment, on the other hand, saw a record level achievement of 4.3 GW installations which is an 87% increase compared to CY16. The recent subsidy free auction in Germany and other projects to be completed in the next five years are expected to see project costs at half the price of the current levels. This is primarily due to technological advancements in wind turbines and project execution capabilities.



In the mid to long term, the global outlook for wind energy is expected to be positive with the prices falling down steeply in the recent times, conducive policies pertaining to renewable energy in emerging countries and technological advancements in turbine technologies. The lowest tariff in late 2017 was seen in the Mexico bidding, which was at a 0.018 USD/Kwh followed by 0.030 USD/Kwh, the next lowest bids recorded in the Canada bidding. This trend is likely to continue in the coming years too but not at the same pace that was seen over the last five years.

The market is forecasted to grow at an average rate of 6-7% over the next five years. The cumulative installed capacity by the end of 2022 is expected to reach 840 GW levels. The Middle East, Latin America, Africa and North American markets are expected to see good growth rates in CY18. Key countries in Asia – India and China will

witness a lower capacity addition in CY18 due to a change in the dynamics of wind business.

### India's performance in CY 2017

The CY17 started as one of the best years for the Indian wind industry surpassing the milestone of more than 4GW in a single year. India achieved a total of 4,148 MW of wind installation in CY17 taking its cumulative installations to 32,848 MW and making it one of the most reliable sources of renewable energy in India. This has created a big positive momentum in the industry with new investments, better turbine technologies and increased manufacturing capabilities meet India's initiative of "MAKE IN INDIA" campaign. This capacity addition has further added ease in achieving the government's target of 175 GW of renewable energy by 2022.

Amidst this positive trend, CY17 has also seen one of the biggest shift in the dynamics of how wind industry operates. The central government has made a shift from the traditional Feed-in Tariff (FiT) mechanism to competitive bidding through the auction regime. The country has already concluded 7.5 GW of auctions so far through various central and state bidding. The new tariff levels dropped from 3.46 Rs/Kwh in the first auction (SECI-1) in Feb-2017 to as low as 2.43 Rs/Kwh in the Gujarat bid that took place in Dec-2017. However, there has been a slight reversal in the trend in the second quarter of CY18 wherein the tariff was at 2.51 Rs/KWh in the SECI auction held in April-2018.

The sudden cease of FiT by states and falling tariffs created a short-term vacuum in the wind installations in FY18 with the total wind installation in FY18 restricted to 1,765 MW. During the same period, Suzlon installed 626 MW in FY18 which is the highest by an OEM and propels its market share to 35%. With the change in market dynamics, there is a huge pressure on turbine pricing that has forced OEMs to optimize costs through improved technology, higher Annual Energy Production (AEP) turbines, optimised project execution costs, and value engineering.

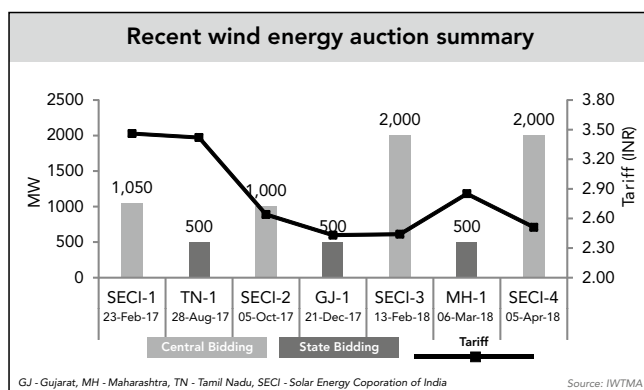
### India wind energy outlook

The outlook for wind energy in India looks very positive in the coming years. With the transition from FiT to bidding regime for wind projects, the tariffs have become highly attractive and the signing of Power Purchase Agreements (PPAs) for procurement of power by non-windy states have become institutionalised, thereby a huge potential for rapid growth of the industry. The already concluded wind auctions of 7.5 GW have led to a huge order backlog for execution in the coming years. Further, the government of India is committed to auctioning more such bids and will be driven by huge capacity additions in the range of 10-12 GW per annum.

### Product and technology

Suzlon truly believes that better products and technological advancements are imperative for the growth of the organization. We continuously strive to innovate for products with a focus on reducing the LCOE Y-o-Y. The new product in the pipeline is also aimed with a similar focus. In FY18 Suzlon introduced its S111 variant with 140m hybrid tubular-lattice structure, which is one of the tallest towers in India so far and an improved generation of 7.5-8% over its 120m hub height variant.

In FY18, Suzlon also installed and commissioned S128, which is the largest wind turbine generator (WTG) in India. The first prototype of S128 has been commissioned at the Sankaneri site in Tamil Nadu. The S128 wind turbine generator (WTG) is available in 2.6 MW and 2.8 MW variants offering hub heights up to 140 meters. The S128 uses carbon fibre blades which are very light and stiff allowing for better energy generation and durability compared to all previous models.





FY19 will see the installation of our new turbine S120, which is designed specifically keeping in the latest trends in tariff in the Indian wind market. This turbine comes with different tower variants of 105m and 120m of steel tubular tower and 140m hybrid concrete-steel tubular tower structure.

The group is focused to spend continuously in various R&D technologies not limited to onshore technologies but also on offshore, wind-solar hybrid solutions, control system technologies that yield better park management and grid stability.

## Key initiatives and priorities

Our focus for FY19 remains to maintain the leadership position in India and extensively grow in international markets including emerging markets. The key priorities and initiatives that will help us grow are as follows:

- Retain the market leadership position with an improved market share
- Reduce LCOE through better technology and products specific to the market conditions
- Focus on core profitable emerging and developed markets
- Optimize cost through value engineering and improved efficiencies across the value chain
- Enhanced customer service through an improved machine up-time and value-added products and services that help improve efficiencies
- Establish wind-solar hybrid utility-scale projects and repowering business
- Optimize fixed cost and financial cost
- Reduce debt

## Business risks and mitigation

Suzlon Group has an active risk management and mitigation strategy, taking a fairly wholesome view of the internal and external environment to proactively address challenges, to the extent possible. Key elements of the program are summarized below:

### Operational risks

**Technology:** Leveraging technology to render turbines saleable and viable at low-wind sites has been a point of continuous exploration and improvement, to expand market reach and share. Technology team is continuously working on development of more efficient and cost effective wind energy generation system. The new products are aimed to open up new sites and market opportunities while providing clean energy.

**Supply chain risk:** Critical components like gearbox, bearings, converter and blades have a long ramp-up duration which would inhibit agility. The Group has worked to create alternative sources through expansion of the vendor base, localization and standardization of certain components to ensure timely availability of the critical components and keep the costs of procurement under control.

**Project execution risk:** The Group is exposed to various risks associated to the project life cycle, which includes extreme climatic and environmental conditions causing delay in execution, availability of grid, availability of suitable land resources and timely execution of project activities by subcontractors etc. The Group continuously monitors the progress of each project vis-à-vis its target timeline and take necessary course correction to ensure timely completion of the project.

**Business volume risk:** During FY18, the Indian wind sector witnessed a paradigm shift from earlier Feed-in Tariff (FiT) regime to a new auction based competitive bidding which had immediate adverse impact on the business volume due to the initial transition and stabilization of this new process. However we believe this will have positive impact in the long term on wind industry with increased market size and therefore our share of business volume is likely to go up.

### Financial risks

**Foreign exchange risk:** The Group is exposed to currency risk on account of exposure in trade receivables, trade payables, investments and borrowings denominated in foreign currencies. Foreign exchange risks are attempted to be hedged depending upon the nature of the transactions and in accordance with the hedging policy and strategy of the Company. During the year, risk management practices continued to focus on minimizing the economic impact on Group's profitability arising from fluctuations in exchange rates.

**Interest rate risk:** Post Corporate Debt Restructuring (CDR), risks associated with interest rate fluctuation has been substantially mitigated with fixing the interest rate regime on all short term and long term rupee debts. The recompense amount payable by the Group on CDR exit is dependent on various factors, discussion and negotiations with CDR lenders. Refinancing of high cost bearing debt into low cost is also being negotiated from lenders for interest cost reduction from time to time.

**Credit risk:** The Group also consistently monitors the financial health of its customers and sales proceeds are being realized as per the milestone payment terms to minimize the loss due to defaults or insolvency of the customer. Progressive liquidity management is being followed to de-risk the Group from any non-fulfillment of its liabilities to various creditors, statutory obligations, or any stakeholders.

**Commodity price risk:** The Group has a strong framework and governance mechanism in place for meeting market volatility in terms of price and availability. Mechanism like proactive planning, strategic decision making and proper contracting is in place to mitigate price volatility risks in various commodities. Backward integration strategy, rate negotiation with vendors, alternative sourcing, indigenisation of critical components, and value-engineering driven initiatives also help the Group to mitigate this risk to a great extent.

### Internal control systems and their adequacy

Management assurance team, consisting of in-house team members and co-sourced partners, undertakes independent reviews of risks, controls, operations and procedures, identifying control and process gaps and recommending business solutions for risk mitigation. The Group runs in-house Risk and Misconduct Management Unit which supports management to assess, evaluate, strengthen and institutionalise value system from the standpoint of ethical business practices. With regular reporting mechanism, a stage gate system has been established. Complaints received under whistle-blower policy are evaluated on a regular basis.

The audit committee of the board periodically reviews the Company’s management audit reports, audit plans and recommendations of the auditors and managements’ responses to those recommendations. The audit committee met four times during the year.


### Corporate social responsibility (CSR)

Our CSR goals			
Having minimum impact on the natural environment	Enabling local communities to develop their potential	Empowering employees to be responsible civil society members	Committing ourselves to ethical business practices that are fair to all the stakeholders

The World Business Council for Sustainable Development (WBCSD) defines CSR as ‘the continuing commitment by business to contribute to economic development while improving the quality of life of the workforce and their families as well as of the community and society at large’. With this being the pre-eminent goal, Suzlon has undertaken its CSR programs since 2007. The CSR approach is to promote sustainability – within the organization and in the neighbourhoods where it operates through Suzlon Foundation, a section 8 company that leads Suzlon CSR.

Thus, the CSR mission has been derived by the holistic understanding of the business and the social arena into four main goals as shown.

**Approach:** Suzlon CSR model – ‘Suz-Tain’ has a unique approach which has matured from an existing provider-beneficiary approach for development to a partnership approach – wherein local communities, development functionaries, company CSR teams, government departments and NGOs work together in planning, implementing, monitoring and sustaining village level sustainable development interventions. The approach is implemented through ‘Engage-Empower-Sustain’ principles of Suzlon CSR.



The primary focus of the CSR program in the remote rural areas is, to from and strengthen the village development committees. These empowered community-based institutions will over a period of time steer the development process of the village when Suzlon CSR exits from the village to focus on other unmet strategic development needs of the area. The basket of interventions is very diverse, unique and customised for each and every village depending on the needs of its people.

The secondary focus of the CSR program is to address other significant “Zero” needs by 2020 in the villages as shown in the figure.

For the integrated development of the community, each of the activities conducted under the CSR program are categorised into one of the six thematic areas i.e. Environment, Empowerment, Health, Livelihood, Education and Civic Amenities.

Areas of operations: FY18 has seen 32% increment in the number of villages to 891 in nine Indian states of Andhra Pradesh, Gujarat, Karnataka, Madhya Pradesh, Maharashtra, Rajasthan, Telangana, Tamil Nadu and Kerala and two union territories of Dadra Nagar Haweli and Pondicherry. 23,406 activities were conducted and the stakeholder contribution from sources other than the Company to the programs has been a staggering Rs 1.01 Crore.

#### Key achievements:

**Environment:** Suzlon is cognizant of the fact that businesses have a considerable impact on the environment. Every year, we try to reduce our impact by giving back to the environment. This financial year, Suzlon has planted 59,174 trees with a survival and monitoring plan and 251 kgs of seeds were broadcasted on hillocks. Also farmers were trained on organic agriculture practice to prevent chemical contamination of soil and water. The water conservation activities like de-silting of ponds, making concentric contour trenches (CCT) on 5 hills has resulted in the conservation of 444 Million litres of water mainly in the drought prone areas of Maharashtra and Rajasthan. This resulted in increased water availability for at least 2 months. Under the ‘Zero-Garbage’ program for household plastic collection, an indigenous spark of innovation Suz-“HOOK” was first introduced in Maharashtra. It is locally created using a small metal wire twisted in the shape of a hook and tied to a string costing less than a rupee. The plastic collected is pierced through the hook and ends up in a string. The easy to use hook has enabled behaviour change in rural households of 219 villages. 12,719.2 kg of plastic waste was collected, recycled and 1,079 kg of wet waste was composted, 331 Bio-gas plants were installed for 2 cum capacity in farm households in AP in collaboration with NEDCAP (New and Renewable development corporation of Andhra Pradesh). In Kozhumankoli village, Tamil Nadu an incinerator has been set up as a pilot in school for disposing the sanitary pads of 180 girl students. An attempt was made to save sparrows and birds especially during the summer season by installing 11,288 bird water troughs under the ‘Zero Sparrow Deaths’ program.

**Empowerment:** To ensure sustainability of the development program, it becomes imperative to empower communities to take their own decisions. Thus, this year we have strengthened 550 villages development committees and are systematically handholding them through a 7-stage empowerment process with monthly meetings, 607 training and 287 exposure visits to successful role models. 33 Village Development Committees (VDC) have started their own social businesses that will fund the development initiatives in future; most of them are in Karnataka. Over a period of 10 years, Suzlon foundation has worked towards empowering the rural women so that they are financially and socially independent and can work towards sustainable development of their families as well as their village. Through 44 women SHGs, we were able to promote gender equality in 11 remote villages of Gujarat. This in turn benefitted 2,975

economically and socially backward. Over 595 women are out of the clutch of the money lenders and now have a steady source of livelihood through poultry, livestock, milk dairy, land holding and fish business. A craft outlet of SHG group at Dwarka that sources the material from the rural women, has made a sale of over Rs 5 lakhs in FY18. 2,635 specially-abled persons were associated with our 'Zero Dependency' program and their needs were identified in 488 Suzlon neighbourhood villages. 76 specially-abled were provided with mobility devices, 1 was supported for microenterprise and 6 were helped to establish petty shops. A Suzlon supported unit in Bhuj, manufactured 500 mobility devices including wheel chair and tricycles for supply to the Gujarat government and other organizations.

**Health:** Suzlon believes that healthy body is required for a healthy and efficient state of mind. During the year 30,117 patient visits were recorded in the health camps which included eye screening, women health, camps for adolescents and general & specialist health camps. In eye screening camps, 1,784 patients were identified with cataract and their surgery was conducted through authorised Government health hospitals. The patients saved an estimated Rs 29,30,893/- on health check-up. In 12 villages of Anantapur district of AP 201 pregnant women have benefitted access to support through "Janani Express Scheme" through active facilitation. Kitchen garden was promoted among 560 households which saved Rs 45,455/- giving access to green nutritious vegetables while diverting waste water. Other initiatives include giving simple health kits to monitor blood pressure and blood sugar, treatment and testing of water of 55 tanks and wells and supporting nine villages in becoming open defecation free.

**Livelihood:** Under Suzlon's program we aim to enhance financial empowerment. Under this 483 youth, 188 women and 2,691 farmers were trained on skill, vocational courses and agriculture. 19 bio-input centres were established to support farmers to encourage organic agriculture. 15 farmer producer organization are established to get fair price for their produce. In 166 integrated agriculture-based livelihood program (IABLP) and Kisan Pathshalas (farmer-field schools), 2,815 farmers and agro-vets were oriented on the technical inputs like land preparation, seed treatment, sowing methods and chemical free fertilizers and pesticides to increase their crop production. An artificial animal insemination centre is established in Hassan Karnataka, 1,000 animals were benefitted through this and animal keepers saved Rs 12 lakhs due to timely door step service. Also 2,48,859 animals were vaccinated increasing their productivity.

**Education:** Suzlon aids in grooming youth to become responsible citizens. During the year 663 schools were supported by Suzlon in different ways. Total 12,892 students benefitted through various interventions like introduction to basic technology (IBT) training, learning kits; and enrolment in tuition centres. In Rajasthan 27 Children School Club were formed to build the leadership quality in students. 8 mini-libraries were established in the villages and in 150 schools, environment and social awareness program were conducted.

**Civic amenities:** Providing infrastructure support is another thematic area under which Suzlon functions. In the FY18, under the 'Zero Darkness' programs 218 households have received the legal electricity connection. Solar home uninterrupted power supply (UPS) systems, lanterns and lighting systems installed in 1,038 households, 16 schools and 2 underprivileged girls hostels has enabled children in studies and the women in doing meaningful work after dusk. 749 Household toilets were constructed in collaboration with district administration and through government schemes in Tamil Nadu and Madhya Pradesh. 5 innovative community toilets for women were constructed by employees using the scrap material enabling safety and dignity for 100 women in Basar village of Maharashtra. 22 Anganwadis and 49 schools were supported with assets to improve the infrastructure. 16 solar based e-learning systems installed in Anganwadis.

**Disaster response:** In November 2017 flood in rural Gujarat, 659 employees contributed Rs 5.70 lakhs and provided immediate relief supplies to the affected villages by walking through flood torn areas. Agriculture and animal health training was provided to 515 flood affected farmers. This resulted in an increase in crop production by 15% than before and increased yield of milk by approximately 0.5-1lit/milch animal and 0.5 to 1% of fat content.

**Employee volunteering and employee giving:** 7,974 employees and contract staff participated in CSR activities contributing 50,083 person-hours. Rs 22.14 lakh was donated by employees in 1,841 instances of voluntary donation towards social and environmental initiatives. 2,626 employees participated in the group discussions and workshops on integrity conducted in local language across the country as part of Suzlon CSR goal towards committing ourselves to ethical business practices

Suzlon received the CSR excellence award and Suzlon foundation received the best corporate foundation award in FY18.

#### Sustainability in value chain

Suzlon as one of the leading global energy solution providers, envisions to be a quality leader. This requires the implementation of the concept of sustainability in all its operations. Sustainability encompasses environmental, social and economic dimensions for achieving lasting prosperity. Suzlon acknowledges the fact that the future generations have similar rights as the current one, therefore integration of environmental, social, and economic values into business operations will serve as the key. Suzlon also subscribes to the Sustainable Development Goals which are articulated by the United Nations. The major emphasis is on working towards Good Health and Well-Being; Quality Education; Clean Water and Sanitation; Affordable and Clean Energy; Decent Work and Economic Growth; Innovation and Infrastructure; Climate Action; Life on Land and Partnership for the Goals.

The belief of Suzlon is to operate with a purpose, therefore the very business of wind energy was started to create shared value. It is envisaged that adoption of sustainable practices has positive significant long-term impacts on the environment. Suzlon through its product like wind turbine generators and solar energy solutions aid in mitigating environmental degradation significantly across the globe. However, its supply chain will also always have many opportunities to be truly sustainable from inside out.

Focused projects to reduce the impact on the environment, increasing energy efficiency, improve on water and waste management has been undertaken in FY18.



## Non-financial indicators for FY18

Indicator	Co2e*	
Indirect emissions from electricity consumption <sup>1</sup>	20,575	(metric tonnes)
Emissions avoided by renewable energy generation (by Group owned turbines in India) in the year <sup>2</sup>	19.71	(million metric tonnes)
Emissions avoided annually by Suzlon Group powered turbines (India and Sri Lanka) <sup>3</sup>	19.80	(million metric tonnes)
Emissions avoided annually by Suzlon Group Globally <sup>4</sup>	33	(million metric tonnes)
Emissions of blade waste disposal by combustion avoided due to co-processing <sup>5</sup>	20,290	(metric tonnes)
Emissions avoided at blade waste co-processor's facility <sup>6</sup>	5,629	(metric tonnes)

### Notes:

\* Carbon dioxide equivalent or CO2e, refers to a metric measure used to compare the emissions from various greenhouse gases on the basis of their Global-Warming Potential (GWP), by converting amounts of other gases to the equivalent amount of carbon dioxide with the same global warming potential.

<sup>1</sup> Emissions emitted data is limited to Indirect Emissions Scope 2 (as defined in the Greenhouse Gas Protocol, Corporate Accounting Standard) for SEL, India. (Source: user\_guide\_ver9-co2 calculator for grid india, by Central Electricity Authority, 2014).

<sup>2</sup> Refers to emissions avoided by Suzlon Group owned turbines, as on March 31, 2018 in India.

<sup>3</sup> Refers to emissions avoided by Suzlon Group powered turbines, as on March 31, 2018 in India and Sri Lanka.

<sup>4</sup> Refers to carbon emissions avoided by Suzlon Group powered turbines based on installation summary as on March 31, 2018.

<sup>5</sup> Refers to emissions of disposal of blade waste by combustion that were avoided by sending it for co-processing in India.

<sup>6</sup> Refers to emissions avoided at co-processor's facility by replacing coal with the blade waste for fuel in their cement kilns in FY18 (India only).

### Highlights of consolidated results:

#### A. Sources of funds

##### 1. Equity share capital

Particulars	Rs in Crore	
	March 31, 2018	March 31, 2017
Authorized share capital	2,498	2,498
Issued share capital	1,068	1,009
Subscribed and fully paid-up share capital	1,064	1,005

##### 2. Other equity

Particulars	Rs in Crore	
	March 31, 2018	March 31, 2017
Capital reserve	23	23
Capital reserve on consolidation	0*	0*
Capital redemption reserve	15	15
Legal and statutory reserve	12	103
General reserve	868	859
Securities premium account	9,239	8,842
Share option outstanding account	49	58
Foreign currency monetary item translation difference account	(42)	(90)
Retained earnings	(17,601)	(17,264)
Foreign currency translation reserve	(623)	(421)
Equity component of compound financial instruments	29	29
<b>Total</b>	<b>(8,031)</b>	<b>(7,846)</b>

\*Less than Rs 1 Crore

**a) Capital reserve**

There is no change in capital reserve as compared to previous year.

**b) Capital redemption reserve (CRR)**

There is no change in CRR as compared to previous year.

**c) Legal and statutory reserve**

The legal and statutory reserve stood at Rs 12 Crore as compared to Rs 103 Crore in previous year. The reduction of Rs 91 Crore is on account of liquidation of an overseas subsidiary.

**d) Securities premium account**

The securities premium account stood at Rs 9,239 Crore as compared to Rs 8,842 Crore in previous year. The net movement is of Rs 97 Crore is on account of conversion of foreign currency convertible bonds.

**e) Share option outstanding account**

The share option outstanding account stood at Rs 49 Crore as compared to Rs 58 Crore in previous year. The net reduction of Rs 9 Crore is on account of employee stock options cancelled during the year.

**f) Foreign currency translation reserve ('FCTR')**

The change in FCTR is due to exchange fluctuation resulting from translation of the accounts of overseas subsidiaries into reporting currency of the parent company i.e. INR.

**3. Financial liabilities****a. Borrowings**

Rs in Crore

Particulars	Non-current		Current		Total	
	March 31, 2018	March 31, 2017	March 31, 2018	March 31, 2017	March 31, 2018	March 31, 2017
Secured	6,532	3,141	3,889	2,076	10,421	5,217
Unsecured	1,184	1,700	-	-	1,184	1,700
<b>Total</b>	<b>7,716</b>	<b>4,841</b>	<b>3,889</b>	<b>2,076</b>	<b>11,605</b>	<b>6,917</b>
Current maturities of long-term borrowings	390	4,197	-	-	390	4,197
<b>Grand total</b>	<b>8,106</b>	<b>9,038</b>	<b>3,889</b>	<b>2,076</b>	<b>11,995</b>	<b>11,114</b>

i. Total borrowings stood at Rs 11,995 Crore as compared to Rs 11,114 Crore in previous year. During the year, foreign currency convertible bonds ('FCCB') amounting to Rs 495 Crore (USD 75.82 Million) were converted into equity. The Group repaid covered bonds amounting to Rs 367 Crore (USD 56.60 Million) and refinanced USD 569.40 Million from March 2018 to February 2023 and hence classified from current maturities of long-term borrowings to non-current borrowings.

ii. Short-term borrowings stood at Rs 3,889 Crore as compared to Rs 2,076 Crore in previous year. The net movement of Rs 1,813 Crore is on account of increase in working capital requirements.

**b. Other financial liabilities**

Rs in Crore

Particulars	Non-current		Current		Total	
	March 31, 2018	March 31, 2017	March 31, 2018	March 31, 2017	March 31, 2018	March 31, 2017
Trade payables	-	-	2,527	4,812	2,527	4,812
Other financial liabilities	55	225	1,208	730	1,263	955
<b>Total</b>	<b>55</b>	<b>225</b>	<b>3,735</b>	<b>5,542</b>	<b>3,790</b>	<b>5,767</b>

i. Trade payables stood at Rs 2,527 Crore as compared to Rs 4,812 Crore in previous year. The reduction is on account of low volume and payment of outstanding dues and retirement of LCs.

ii. Non-current financial liabilities stood at Rs 55 Crore as compared to Rs 225 Crore in previous year.

iii. Current financial liabilities stood at Rs 1,208 Crore as compared to Rs 730 Crore in previous year. The increase is primarily on account of increase in provision of recompense liability and classification of certain liabilities from non-current to current.



#### 4. Other liabilities and provisions

Rs in Crore

Particulars	Non-current		Current		Total	
	March 31, 2018	March 31, 2017	March 31, 2018	March 31, 2017	March 31, 2018	March 31, 2017
Due to customers	-	-	10	17	10	17
Advance from customers	-	-	892	737	891	737
Other payables	30	40	134	369	164	409
Provisions	120	127	819	822	939	949
<b>Total</b>	<b>150</b>	<b>167</b>	<b>1,855</b>	<b>1,945</b>	<b>2,004</b>	<b>2,112</b>

- Provisions stood at Rs 939 Crore as compared to Rs 949 Crore in previous year.
- Other payables stood at Rs 164 Crore as compared to Rs 409 Crore in previous year. The reduction is primarily on account of liquidation of overseas subsidiary.

#### B. Application of funds

##### 1. Property, plant and equipment, investment property and intangible assets

Rs in Crore

Particulars	March 31, 2018	March 31, 2017
Property, plant and equipment	1,267	1,420
Capital work-in-progress	173	119
Investment property	41	34
Intangible assets (including goodwill)	155	211
Intangible assets under development	180	87

- During the year, property, plant and equipment of Rs 511 Crore and intangible assets of Rs 49 Crore were capitalised as compared to Rs 447 Crore and Rs 29 Crore respectively in previous year.
- Investment property consists of certain office premises given on lease and considered at deemed costs.
- Intangible assets comprising of design and drawings, goodwill and SAP and other software stood at Rs 155 Crore as compared to Rs 211 Crore.
- Capital commitments for property, plant and equipment stood at Rs 75 Crore as compared to Rs 110 Crore in previous year.

##### 2. Financial assets

Rs in Crore

Particulars	Non-current		Current		Total	
	March 31, 2018	March 31, 2017	March 31, 2018	March 31, 2017	March 31, 2018	March 31, 2017
Investments	0*	0*	-	481	0*	481
Trade receivables	5	46	2,985	3,627	2,990	3,673
Cash and cash equivalents	348	377	581	336	929	713
Loans	1	6	50	49	51	55
Other financial assets	233	335	267	149	499	484
<b>Total</b>	<b>587</b>	<b>764</b>	<b>3,883</b>	<b>4,642</b>	<b>4,470</b>	<b>5,406</b>

##### 3. Non-financial assets

Rs in Crore

Particulars	Non-current		Current		Total	
	March 31, 2018	March 31, 2017	March 31, 2018	March 31, 2017	March 31, 2018	March 31, 2017
Inventories	-	-	3,026	3,469	3,026	3,469
Other assets	139	166	931	1,014	1,070	1,180
Current tax asset, net	-	-	9	45	9	45
<b>Total</b>	<b>139</b>	<b>166</b>	<b>3,966</b>	<b>4,528</b>	<b>4,105</b>	<b>4,694</b>

##### a. Inventories

Inventories stood at Rs 3,026 Crore as compared to Rs 3,469 Crore in previous year. There is reduction of Rs 443 Crore which is primarily on account of lower volumes and improved project execution.

##### b. Other assets

Other assets stood at Rs 1,070 Crore as compared to Rs 1,180 Crore in previous year.

**C. Cash flow**

Net cash used in operating activities is Rs 109 Crore. Net cash used in investment activities is Rs 133 Crore. Rs 710 Crore is used towards purchase of property, plant and equipment and proceeds of Rs 495 Crore is received from redemption / sale of mutual funds. Net cash generated from financing activities is Rs 492 Crore which comprise of proceeds from long-term and short-term borrowings of Rs 2,062 Crore, repayment of long-term borrowings is of Rs 522 Crore and payment of interest is of Rs 1,048 Crore.

**D. Results of operations**

Particulars	Rs in Crore	
	March 31, 2018	March 31, 2017
Revenue from operations	8,292	12,693
Other operating income	42	21
Other income	79	89
<b>Total income</b>	<b>8,413</b>	<b>12,803</b>
Cost of goods sold	5,116	7,543
Employee benefits expense	805	1,046
Other operating expenses	1,410	1,626
Depreciation and amortization	342	389
Finance costs	1,581	1,287
<b>Total expenses</b>	<b>9,253</b>	<b>11,891</b>
<b>Profit/ (loss) before tax and exceptional items</b>	<b>(840)</b>	<b>912</b>
Exceptional items	450	-
Tax expense	1	(12)
Share of profit/ (loss) of associate and joint ventures	5	(48)
<b>Net profit/(loss) for the year</b>	<b>(384)</b>	<b>852</b>

**Principal components of results of operations****1. Revenue from operations**

Revenue from operations reduced by 34.7% to Rs 8,292 Crore during the year as compared to Rs. 12,693 Crore in previous year, mainly due to transition from Feed-in Tariff to bidding regime resulting in lower volumes for the industry and the company.

**2. Cost of goods sold ('COGS')**

COGS as a percentage of sales has increased to 61.7% during the year as compared to 59.4% in the previous year. The increase in %age is primarily on account of pressure on sales prices.

**3. Other operating expenses**

Other operating expenses (excluding exchange differences) as a percentage to sales has remained at 15.2% during the year as compared to 15.1% in the previous year, despite drop in sales. This is on account of constant efforts to keep expenses under control.

**4. Employee benefits expense**

Employee benefits expense has reduced significantly in absolute terms but as a percentage of sales it stands at 9.7% as compared to 8.2% in the previous year. The continuous efforts to enhance productivity and achieve optimal manpower costs are paying off.

**5. Finance cost**

Finance cost has increased to Rs 1,581 Crore as compared to Rs 1,287 Crore in the previous year, mainly on account of provision for recompense liability.

**6. Depreciation and amortisation**

Depreciation and amortisation reduced to Rs 342 Crore as compared to Rs 389 Crore in previous year.

**7. Profit / (loss)**

The consolidated EBITDA has reduced to Rs 1,003 Crore as compared to Rs 2,499 Crore in previous year. The same can be attributed to lower volumes, pressure on pricing due to lower tariffs, higher commodity prices set off with better project execution and operational efficiencies in the business. Loss before tax and exceptional item stands at Rs 840 Crore as compared to profit of Rs 912 Crore in the previous year.

Loss after tax stands at Rs 389 Crore as compared to profit of Rs 900 Crore in the previous year. Share of profit of associate and joint ventures is Rs 5 Crore as compared to share of loss of Rs 48 Crore in the previous year.

As a result of the foregoing factors, net loss for the year stands at Rs 384 Crore as compared to profit of Rs 852 Crore in the previous year.

## Cautionary Statement

Suzlon Group has included statements in this discussion, that contain words or phrases such as “will”, “aim”, “likely result”, “believe”, “expect”, “will continue”, “anticipate”, “estimate”, “intend”, “plan”, “contemplate”, “seek to”, “future”, “objective”, “goal”, “project”, “should”, “will pursue” and similar expressions or variations of such expressions that are “forward-looking statements”.

All forward-looking statements are subject to risks, uncertainties and assumptions that could cause actual results to differ materially from those contemplated by the relevant forward-looking statement. Important factors that could cause actual results to differ materially from the Suzlon Group’s expectations include:

- Variation in the demand for electricity;
- Changes in the cost of generating electricity from wind energy and changes in wind patterns;
- Changes in or termination of policies of state governments in India that encourage investment in power projects;
- General economic and business conditions in India and other countries;
- Suzlon’s ability to successfully implement its strategy, growth and expansion plans and technological initiatives;
- Changes in the value of the INR and other currencies;
- Potential mergers, acquisitions or restructurings and increased competition;
- Changes in laws and regulations;
- Changes in political conditions;
- Changes in the foreign exchange control regulations; and
- Changes in the laws and regulations that apply to the wind energy industry, including tax laws.

For and on behalf of the Board of Directors

Place : Pune  
Date : May 30, 2018

Tulsi R. Tanti  
Chairman & Managing Director  
DIN : 00002283

# CORPORATE GOVERNANCE REPORT

[As required under the SEBI (Listing Obligations and Disclosure Requirements) Regulations, 2015 (the "Listing Regulations")]

## 1. Company's Philosophy on Corporate Governance

The Company's corporate governance philosophy rests on the pillars of integrity, accountability, equity, transparency and environmental responsibility that conforms fully with laws, regulations and guidelines. The Company's philosophy on corporate governance is to achieve business excellence and maximise shareholder value through ethical business conduct, which also includes building partnerships with all stakeholders, employees, customers, vendors, service providers, local communities and government.

## 2. Board of Directors (the Board):

The Board is entrusted and empowered to oversee the management, direction and performance of the Company with a view to protect interest of the stakeholders and enhance value for shareholders. The Board monitors the strategic direction of the Company.

**Composition** – As on March 31, 2018, the Board consists of twelve directors, out of which two are executive directors, four are non-executive directors including three nominee directors (including one woman nominee director), and six are independent directors (including one woman independent director). Post March 31, 2018 and with effect from April 6, 2018, Mr. Rajiv Ranjan Jha, the nominee of Power Finance Corporation Limited (PFC) ceased to be the director of the Company on account of withdrawal of the nomination by PFC. Accordingly, as on March 31, 2018 and as on date of this Report, the Company is in compliance with Regulations 17(1)(a) and 17(1)(b) of the Listing Regulations pertaining to optimum combination of executive and non-executive directors with two women directors, not less than fifty percent of the Board comprising of non-executive directors and at least half of the Board comprising of independent directors. The Company is also in compliance with the provisions of Section 149(4) of the Companies Act, 2013.

**Independent Directors:** In terms of Section 149(7) of the Companies Act, 2013, Mr. V. Raghuraman, Mr. Marc Desaedeleer, Mr. Ravi Uppal, Mr. V. Subramanian, Mr. Per Hornung Pedersen and Mrs. Vijaya Sampath, the Independent Directors, have given a declaration to the Company that they meet the criteria of independence as specified under Section 149(6) of the Companies Act, 2013 and the Listing Regulations. Further, in terms of Regulation 25 of the Listing Regulations, none of the Independent Directors hold directorship as Independent Director in more than seven listed companies and since none of the Independent Director is serving as a wholetime director in any listed company, the limit of serving as independent director in more than three listed companies is not applicable. The terms and conditions of appointment of Independent Directors have been disclosed on the website of the Company as required in terms of Regulation 46 of the Listing Regulations.

All the directors have certified that they are not members of more than ten mandatory committees and do not act as chairman of more than five mandatory committees in terms of the Regulation 26 of the Listing Regulations across all the companies in which they are directors.

**Board Procedure** – The Board meets at regular intervals and discusses regular Board business as well as policies and strategy matters. All the necessary documents and information pertaining to the matters to be considered at each Board and Committee meetings, is made available to enable the Board and Committee members to discharge their responsibilities effectively.

**Meetings held during the financial year 2017-18** – During the financial year 2017-18, the Board met four times on May 19, 2017, August 11, 2017, November 10, 2017 and February 9, 2018. The gap between any two board meetings did not exceed one hundred and twenty days. Apart from the physical meetings, the Board / the Committees also considered and approved certain matters by circular resolutions, which were ratified at the next meeting of the Board as required in terms of the Companies Act, 2013.

**Attendance, Directorships and Committee Positions** – The names and categories of the directors on the Board, their attendance record, the number of directorships and committee positions as on March 31, 2018, are as under:

Name of the director	Category	Attendance at meetings held during the financial year 2017-18		Total no. of directorships as on March 31, 2018	Total no. of membership of the committees of Board as on March 31, 2018		Total no. of chairmanship of the committees of Board as on March 31, 2018	
		Board (out of 4)	Twenty Second AGM on September 22, 2017		Membership in audit / stakeholders relationship committees	Membership in other committees	Chairmanship in audit / stakeholders relationship committees	Chairmanship in other committees
Mr. Tulsi R.Tanti, Promoter DIN: 00002283	Chairman & Managing Director	4	Yes	1	1	4	-	4
Mr. Vinod R.Tanti, Promoter DIN: 00002266	Wholetime Director & COO	4	Yes	5	5	9	2	2
Mr. Girish R.Tanti, Promoter DIN: 00002603	Non-Executive Director	3	Yes	1	-	2	-	-
Mr. V. Raghuraman DIN: 00411489	Independent Director	4	Yes	6	7	10	4	6
Mr. Rajiv Ranjan Jha, <sup>1</sup> a nominee of Power Finance Corporation Limited DIN: 03523954	Non-Executive Director	-	Yes	1	-	-	-	-
Mr. Marc Desaeleer DIN: 00508623	Independent Director	4	Yes	1	-	1	-	-
Mr. Ravi Uppal DIN: 00025970	Independent Director	3	Yes	1	-	-	-	-
Mr. V. Subramanian DIN: 00357727	Independent Director	3	Yes	8	8	4	1	-
Mrs. Pratima Ram, a nominee of State Bank of India DIN: 03518633	Non-Executive Director	4	Yes	6	5	3	1	2
Mr. Per Hornung Pedersen DIN: 07280323	Independent Director	4	Yes	3	3	3	-	-
Mrs. Vijaya Sampath DIN: 00641110	Independent Director	4	Yes	7	5	9	1	1
Mr. Sunit Sarkar <sup>2</sup> , a nominee of IDBI Bank Limited DIN: 02806212	Non-Executive Director	3 (out of 3)	Yes	-	-	-	-	-
Mr. Brij Mohan Sharma, <sup>3</sup> a nominee of IDBI Bank Limited DIN: 07193258	Non-Executive Director	0 (out of 1)	N.A.	1	-	-	-	-

<sup>1</sup> ceased to be the nominee director of Power Finance Corporation Limited w.e.f. April 6, 2018.

<sup>2</sup> ceased to be the nominee director of IDBI Bank Limited w.e.f. January 1, 2018.

<sup>3</sup> appointed as the nominee director of IDBI Bank Limited w.e.f. January 1, 2018.

#### Notes:

- While considering the total number of directorships, directorships in private companies, foreign companies and companies incorporated under Section 8 of the Companies Act, 2013 have been excluded.
- In terms of Schedule V(C) of the Listing Regulations, it is hereby disclosed that Mr. Tulsi R.Tanti, Chairman & Managing Director, is brother of Mr. Vinod R.Tanti, Wholetime Director & COO, and Mr. Girish R.Tanti, the Non-Executive Director. Except for the relationship between Mr. Tulsi R.Tanti, Mr. Vinod R.Tanti and Mr. Girish R.Tanti, there is no other inter-se relationship amongst other directors.

**Code of Ethics** - The Company has prescribed a Code of Ethics for its directors and senior management. The Code of Ethics of the Company has been posted on its website [www.suzlon.com](http://www.suzlon.com). The declaration from the Chief Executive Officer in terms of Regulation 34(3) read with Part D of Schedule V of the Listing Regulations, stating that as of March 31, 2018 the Board members and Senior Management Personnel have affirmed the compliance with the Code of Ethics laid down by the Company, has been included in this Report.

**Code of Practices and Procedures for Fair Disclosure of Unpublished Price Sensitive Information and Code of Conduct to regulate, monitor and report trading by Insiders** - The Board of Directors of the Company has approved and adopted the



Code of Practices and Procedures for Fair Disclosure of Unpublished Price Sensitive Information and the Code of Conduct to regulate, monitor and report trading by Insiders in terms of Regulation 8 and 9 of Securities and Exchange Board of India (Prohibition of Insider Trading) Regulations, 2015 respectively.

**Familiarisation Programme** – In terms of the provisions of Regulation 25 of the Listing Regulations, the Company is required to develop a Familiarisation Programme for the Independent Directors of the Company. Accordingly, the Company has put in place a Familiarisation Programme for all newly inducted independent directors. The same is available on the website of the Company [www.suzlon.com](http://www.suzlon.com).

**Separate meeting of Independent Directors** – In accordance with the provisions of Schedule IV of the Companies Act, 2013 and Regulation 25 of the Listing Regulations, a separate meeting of the Independent Directors was held on April 27, 2017 without the participation of Non-Independent Directors and members of the management. The Independent Directors discussed on various aspects, viz. performance of non-independent directors and the Board as a whole, performance of the Chairperson of the Company, quality, quantity and timeliness of flow of information between the Company management and the Board that is necessary for the Board to effectively and reasonably perform their duties.

3. **Committees of Board:** The Board Committees focus on certain specific areas and make informed decisions within the delegated authority. Each Committee of the Board, whether mandatorily required to be constituted or otherwise, functions according to its scope that defines its composition, power and role in accordance with the Companies Act, 2013 and the Listing Regulations.

The composition, meetings, attendance and the detailed terms of reference of various Committees of the Board are as under:

- i) **Audit Committee** - The Audit Committee of the Board has been constituted as per the requirements of Section 177 of the Companies Act, 2013 and Regulation 18 of the Listing Regulations.

**Composition** – As on March 31, 2018 and as on date of this Report, the Audit Committee comprises of three members all of whom, including the Chairman, are independent directors. The composition of the Audit Committee is in compliance with the requirements of Section 177(2) and Regulation 18 of the Listing Regulations as on March 31, 2018 and as on date of this Report.

The Chairman & Managing Director, Group Chief Executive Officer, Chief Financial Officer, Group Chief Financial Officer, representatives of the statutory auditors, internal auditors and senior officials of the Company are invited to attend the meetings of the Audit Committee from time to time. The Company Secretary of the Company acts as the secretary to the Audit Committee. The Chairman of the Audit Committee was present at the Twenty Second Annual General Meeting of the Company held on September 22, 2017.

**Meetings and Attendance** - During the financial year 2017-18, the Audit Committee met four times on May 18, 2017, August 10, 2017, November 9, 2017 and February 8, 2018. The gap between any two Audit Committee meetings did not exceed four months. The attendance of the members is noted below:

Name of the member	Chairman / Member	No. of meetings attended
Mr. V. Raghuraman	Chairman	4
Mr. V. Subramanian	Member	3
Mr. Per Hornung Pedersen	Member	4

**Terms of Reference** - The broad terms of reference of the Audit Committee include the following:

- a) Oversight of the Company's financial reporting process and the disclosure of its financial information to ensure that the financial statement is correct, sufficient and credible;
- b) Recommendation for appointment, remuneration and terms of appointment of Auditors of the Company;
- c) Approval of payment to Statutory Auditors for any other services rendered by the Statutory Auditors;
- d) Reviewing, with the management, the annual financial statements and Auditors' report thereon before submission to the Board for approval, with particular reference to:
  - Matters required to be included in the Directors' Responsibility Statement to be included in the Board's report in terms of clause (c) of sub-section 3 of Section 134 of the Companies Act, 2013,
  - Changes, if any, in accounting policies and practices and reasons for the same,
  - Major accounting entries involving estimates based on the exercise of judgment by management,
  - Significant adjustments made in the financial statements arising out of audit findings,
  - Compliance with listing and other legal requirements relating to financial statements,
  - Disclosure of any related party transactions,
  - Modified opinion(s) in the draft audit report;
- e) Reviewing, with the management, the quarterly financial statements before submission to the Board for approval;
- f) Reviewing, with the management, the statement of uses / application of funds raised through an issue (public issue, rights issue, preferential issue, etc.), the statement of funds utilised for purposes other than those stated in the offer document / prospectus / notice and the report submitted by the monitoring agency monitoring the utilisation of proceeds of a public or rights issue, and making appropriate recommendations to the Board to take up steps in this matter;

- g) Reviewing and monitoring the auditor's independence and performance, and effectiveness of audit process;
- h) Approval or any subsequent modification of transactions of the Company with related parties;
- i) Scrutiny of inter-corporate loans and investments;
- j) Valuation of undertakings or assets of the Company, wherever it is necessary;
- k) Evaluation of internal financial controls and risk management systems;
- l) Reviewing, with the management, performance of statutory and internal auditors, adequacy of the internal control systems;
- m) Reviewing the adequacy of internal audit function, if any, including the structure of the internal audit department, staffing and seniority of the official heading the department, reporting structure coverage and frequency of internal audit;
- n) Discussion with internal auditors of any significant findings and follow up there on;
- o) Reviewing the findings of any internal investigations by the internal auditors into matters where there is suspected fraud or irregularity or a failure of internal control systems of a material nature and reporting the matter to the Board;
- p) Discussion with Statutory Auditors before the audit commences, about the nature and scope of audit as well as post-audit discussion to ascertain any area of concern;
- q) To look into the reasons for substantial defaults in the payment to the depositors, debenture holders, shareholders (in case of non-payment of declared dividends) and creditors;
- r) To review the functioning of the Whistle Blower mechanism;
- s) Approval of appointment of chief financial officer after assessing the qualifications, experience and background, etc. of the candidate;
- t) Carrying out any other function as is mentioned in the terms of reference of the Audit Committee.

During the year under review, the Audit Committee also reviewed and approved the related party transactions from time to time.

- ii) **Stakeholders Relationship Committee** – The Stakeholders Relationship Committee has been constituted as per the requirements of Section 178(5) of the Companies Act, 2013 and Regulation 20 of the Listing Regulations.

**Composition** – As on March 31, 2018 and as on date of this Report, the Stakeholders Relationship Committee of the Board comprises of three members out of whom two are executive directors and one is a non-executive director. Mr. V.Raghuraman, the Chairman of the Stakeholders Relationship Committee, is a non-executive independent director. The composition of the Stakeholders Relationship Committee is in compliance with the requirements of Section 178(5) and Regulation 20 of the Listing Regulations as on March 31, 2018 and as on date of this Report.

**Meetings and Attendance** - During the financial year 2017-18, the Stakeholders Relationship Committee met four times on May 19, 2017, August 11, 2017, November 9, 2017 and February 8, 2018. The attendance of the members is noted below:

Name of the member	Chairman / Member	No. of meetings attended
Mr. V.Raghuraman	Chairman	4
Mr. Tulsi R.Tanti	Member	4
Mr. Vinod R.Tanti	Member	4

The Chairman of the Stakeholders Relationship Committee was present at the Twenty Second Annual General Meeting of the Company held on September 22, 2017.

**Terms of Reference** - The broad terms of reference of Stakeholders Relationship Committee includes the following:

- a) Redressal of grievances of shareholders, debenture-holders, deposit-holders and any other security holders including but not limiting to transfer of shares and issue of duplicate share certificates, non-receipt of annual report, non-receipt of declared dividends and any other related grievances;
- b) Monitoring transfers, transmissions, dematerialisation, rematerialisation, splitting and consolidation of shares issued by the Company;
- c) And such other acts, deeds, matters and things as may be stipulated in terms of the Companies Act, 2013 and the Listing Regulations with the Stock Exchanges and / or such other regulatory provisions as also as the Board of Directors may consider think fit for effective and efficient redressal of grievances of the security holders of the Company.

**Name, designation and contact details of the Compliance Officer** - Mr. Hemal A.Kanuga, Company Secretary (M.No.F4126), is the Compliance Officer of the Company. The Compliance Officer can be contacted at the Registered Office of the Company at: "Suzlon", 5, Shrimali Society, Near Shri Krishna Complex, Navrangpura, Ahmedabad-380009, Gujarat, India; Tel.: +91.79.6604 5000; Fax: +91.79.2656 5540; Email: investors@suzlon.com; Website: www.suzlon.com.

**Separate email-id for redressal of investors' complaints** - As per Regulation 6 of the Listing Regulations, the Company has designated a separate email id (investors@suzlon.com) exclusively for registering complaints by investors.

**Status of investors' complaints as on March 31, 2018:**

Particulars	Opening balance as on April 1, 2017	Received during financial year 2017-18	Disposed during financial year 2017-18	Pending as on March 31, 2018
Non Receipt of Refund Orders	-	-	-	-
Non Receipt of Electronic Credit of Shares	-	-	-	-
Non Receipt of Dividend Warrants	-	18	18	-
Non Receipt of remat Share Certificate	-	-	-	-
Non Receipt of Annual Reports	-	4	4	-
Complaints through Stock Exchanges	-	6	6	-
Complaints through SEBI / SCORES	-	-	-	-
Complaints from legal / consumer forums	-	-	-	-
<b>Total</b>	<b>-</b>	<b>28</b>	<b>28</b>	<b>-</b>

There were no complaints pending for more than seven days. There were no pending requests for transfer of shares of the Company as on March 31, 2018.

- iii) **Nomination and Remuneration Committee** - The Nomination and Remuneration Committee of the Board has been constituted as per the requirements of Section 178(1) of the Companies Act, 2013 and Regulation 19 of the Listing Regulations.

**Composition** – As on March 31, 2018 and as on date of this Report, the Nomination and Remuneration Committee comprises of five members, out of whom four are independent directors (including the Chairman) and one is a non-executive director. The composition of the Nomination and Remuneration Committee is in compliance with the requirements of Section 178(1) of the Companies Act, 2013 and Regulation 19 of the Listing Regulations as on March 31, 2018 and as on date of this Report.

**Meetings and Attendance** - During the financial year 2017-18, the Nomination and Remuneration Committee met once on May 18, 2017. The composition of the said Committee and attendance of the members is noted below:

Name of the member	Chairman / Member	No. of meetings attended
Mr. V. Raghuraman	Chairman	1
Mr. Marc Desaeleleer	Member	1
Mr. Per Hornung Pedersen	Member	1
Mr. Girish R.Tanti	Member	1
Mrs. Vijaya Sampath	Member	1

The Chairman of the Nomination and Remuneration Committee was present at the Twenty Second Annual General Meeting of the Company held on September 22, 2017.

**Terms of Reference** - The broad terms of reference / role / authority of the Nomination and Remuneration Committee shall, inter alia, include the following:

- Formulation of the criteria for determining qualifications, positive attributes and independence of a director and recommend to the Board a policy, relating to the remuneration of the directors, key managerial personnel and other employees;
- Formulation of criteria for evaluation of performance of Independent Directors and the Board;
- Devising a policy on Board diversity;
- Identifying persons who are qualified to become directors and who may be appointed in senior management in accordance with the criteria laid down, and recommend to the Board their appointment and removal. The Company has disclosed the Remuneration Policy and the evaluation criteria in the Annual Report;
- Whether to extend or continue the term of appointment of the Independent Director, on the basis of the report of performance evaluation of Independent Directors;
- to determine the remuneration of the directors of the Company;

- g) for effective implementation and operations of various existing and future employee stock option plans / employee stock purchase schemes of the Company and to do all such acts, deeds, matters and things including but not limiting to:
- determining the number of options / shares to be granted / offered to each employee and in the aggregate and the times at which such grants / offers shall be made,
  - determining the eligible employee(s) to whom options / shares be granted / offered,
  - determining the eligibility criteria(s) for grant of options / shares,
  - determining the performance criteria(s), if any for the eligible employees,
  - laying down the conditions under which options / shares vested in the optionees / grantees may lapse in case of termination of employment for misconduct, etc.,
  - determining the exercise price which the optionee / grantee should pay to exercise the options / shares,
  - determining the vesting period,
  - determining the exercise period within which the optionee / grantee should exercise the options / apply for shares and that options / shares would lapse on failure to exercise the same within the exercise period,
  - specifying the time period within which the optionee / grantee shall exercise the vested options / offered shares in the event of termination or resignation of the optionee / grantee,
  - laying down the procedure for making a fair and reasonable adjustment to the number of options / shares and to the exercise price in case of rights issues, bonus issues, sub-division, consolidation and other corporate actions,
  - providing for the right to an optionee / grantee to exercise all the options / shares vested in him at one time or at various points of time within the exercise period,
  - laying down the method for satisfaction of any tax obligation arising in connection with the options / shares,
  - laying down the procedure for cashless exercise of options / shares, if any,
  - providing for the grant, vesting and exercise of options / shares in case of employees who are on long leave or whose services have been seconded to any other company or who have joined any other subsidiary or other company at the instance of the employer company.

#### Remuneration policy and remuneration to directors:

In accordance with Section 178 of the Companies Act, 2013 and Regulation 19 of the Listing Regulations, the Nomination and Remuneration Committee of the Board of Directors approved the 'Board Diversity and Remuneration Policy', which is available on the website of the Company [www.suzlon.com](http://www.suzlon.com).

#### Executive directors –

Mr. Tulsi R.Tanti, the Chairman and Managing Director of the Company, has been re-appointed as the Managing Director of the Company for a term of five years with effect from April 1, 2017, i.e. up to March 31, 2022, in terms of the approval granted by the shareholders at the Twenty Second Annual General Meeting of the Company held on September 22, 2017 at a remuneration of Rs.5 Crores p.a. plus incentives and perquisites.

In terms of the approval granted by the shareholders at the Twenty First Annual General Meeting of the Company held on September 30, 2016, Mr. Vinod R.Tanti is holding the Office of and as the Wholetime Director and Chief Operating Officer of the Company with effect from October 1, 2016 and holds office up to September 30, 2019, at a remuneration of Rs.3.20 Crores p.a. plus incentives and perquisites.

Except Mr. Tulsi R.Tanti and Mr. Vinod R.Tanti, all the other Directors are non-executive directors.

The remuneration paid to executive directors during year under review is as under:

Name of the Executive Director	Salary (Rs.)	Retirement benefits (Rs.)	Gratuity (Rs.)	Bonus / Commission / Stock options / Incentive	Total (Rs.)	Service Contract	Notice Period
Mr. Tulsi R. Tanti <sup>1</sup>	3,64,15,004	20,25,000	8,10,000	-	3,92,50,004	Five years up to March 31, 2022	-
Mr. Vinod R. Tanti <sup>2</sup>	2,43,11,724	14,20,200	5,68,080	1,44,00,000	4,07,00,004	Three years up to September 30, 2019	-

<sup>1</sup>In terms of approval granted by the shareholders of the Company at the Twenty Second Annual General Meeting held on September 22, 2017, Mr. Tulsi R.Tanti is entitled to a remuneration of Rs.5,00,00,000/- p.a. plus incentives and perquisites for a period from April 1, 2017 to March 31, 2022. However since the Company has incurred losses during the financial year 2017-18, the remuneration paid to Mr. Tulsi R.Tanti has been restricted to Rs.2,63,00,004/-, i.e. the limits prescribed under Schedule V to the Companies Act, 2013, as permitted in terms of the shareholders' approval read with the applicable provisions of the Companies Act, 2013. Further, considering adequate profits for the financial year 2016-17, differential remuneration of Rs.1,29,50,000/- for the year 2016-17 was also paid to Mr. Tulsi R.Tanti during the financial year 2017-18. Accordingly, the remuneration paid to Mr. Tulsi R.Tanti as disclosed above includes the said component of differential remuneration.

<sup>2</sup>In terms of approval granted by the shareholders of the Company at the Twenty First Annual General Meeting held on September 30, 2016, Mr. Vinod R.Tanti is entitled to a remuneration of Rs.3,20,00,000/- p.a. plus incentives and perquisites for a period from October 1, 2016 to September 30, 2019. However since the Company has incurred losses during the financial year 2017-18, the remuneration of Mr. Vinod R.Tanti has been restricted to Rs.2,63,00,004/-, i.e. the limits prescribed under Schedule V to the Companies Act, 2013, as permitted in terms of the shareholders' approval read with the applicable provisions of the Companies Act, 2013. Further, the remuneration paid to Mr. Vinod R.Tanti also includes incentive payment of Rs.1,44,00,000/- pertaining to the financial year 2016-17, calculated based on the incentive criteria as more particularly described in the shareholders' resolution dated September 30, 2016, which was paid during the financial year 2017-18.

**Non-executive directors** - The non-executive directors are not paid any remuneration except sitting fees for attending the meetings of the Board and / or Committees thereof which is within the limits prescribed by the Companies Act, 2013. The details of the sitting fees paid, stock options granted and shares held by the non-executive directors during the financial year 2017-18 are as under:

Name of the non-executive director	Sitting fees (Rs.)	Stock options granted	Shareholding in the Company
Mr. Girish R.Tanti	3,60,000	-	10,00,19,000
Mr. V. Raghuraman	6,40,000	-	-
Mr. Rajiv Ranjan Jha <sup>1</sup>	-	-	-
Mr. Marc Deseadeleer <sup>2</sup>	4,40,000	-	-
Mr. Ravi Uppal	3,20,000	-	51,000
Mr. V. Subramanian	3,80,000	-	-
Mrs. Pratima Ram	4,00,000	-	-
Mr. Per Hornung Pedersen	5,00,000	-	-
Mrs. Vijaya Sampath <sup>3</sup>	4,40,000	-	-
Mr. Sunit Sarkar <sup>4</sup>	3,00,000	-	-
Mr. Brij Mohan Sharma <sup>5</sup>	-	-	-

<sup>1</sup> ceased to be the Nominee Director w.e.f. April 6, 2018.

<sup>2</sup> as advised by Mr. Marc Deseadeleer, sitting fees are paid to TRG Management LP, his employer.

<sup>3</sup> 10,000 Equity Shares of Suzlon Energy Limited held by Mr. T.P. Sampath (spouse of Mrs. Vijaya Sampath) J/w. Mrs. Vijaya Sampath.

<sup>4</sup> sitting fees paid to IDBI Bank Limited and ceased to be a director w.e.f. January 1, 2018.

<sup>5</sup> appointed on Board w.e.f. January 1, 2018.

**Transactions with the non-executive directors** - The Company does not have material pecuniary relationship or transactions with its non-executive directors except the transactions which are covered under related party transactions forming part of notes to financial statements. Apart from these related party transactions, the Company has paid sitting fees to non-executive directors for attending the meetings of the Board / Committees, as disclosed in this Report.

#### Board evaluation -

The process for evaluation of performance of the Board has been established. Accordingly, an annual evaluation has been carried out through a questionnaire having qualitative parameters in terms of the provisions of the Companies Act, 2013, Regulation 17 and 25 of the Listing Regulations and the 'Board Diversity and Remuneration Policy' of the Company. The performance was evaluated on the basis of the criteria such as the composition, attendance, participation, quality and value of contributions, knowledge, skills, experience, staying abreast of governmental / regulatory policy developments, developments in industry and market conditions, etc.

#### iv) Securities Issue Committee -

**Composition** - As on March 31, 2018 and as on date of this Report, the Securities Issue Committee of the Board comprises of three members out of whom two members are executive directors and one member is non-executive independent director with the Chairman as an executive director.

**Meetings and Attendance** - During the financial year 2017-18, the Securities Issue Committee met seven times on April 25, 2017, May 3, 2017, May 12, 2017, June 3, 2017, June 26, 2017, July 20, 2017 and August 12, 2017. The composition of the said Committee and attendance of the members is noted below:

Name of the member	Chairman / Member	No. of meetings attended
Mr. Tulsi R.Tanti	Chairman	6
Mr. Vinod R.Tanti	Member	7
Mr. V. Raghuraman	Member	1

**Terms of Reference** - The broad terms of reference of the Securities Issue Committee includes the following:

- to offer, issue and allot in one or more tranches, whether rupee denominated or denominated in foreign currency, in the course of international and / or domestic offering(s) in one or more foreign markets and / or domestic market, representing such number of Global Depository Receipts (GDRs), American Depository Receipts (ADRs), Foreign Currency Convertible Bonds (FCCBs) and / or Fully Convertible Debentures and / or Non Convertible Debentures with warrants or any Other Financial Instruments (OFIs) convertible into or linked to equity shares and / or any other instruments and / or combination of instruments with or without detachable warrants with a right exercisable by the warrant holders to convert or subscribe to the equity shares or otherwise, in registered or bearer form (hereinafter collectively referred to as the 'Securities') or any combination of Securities to any person including foreign / resident investors, whether institutions, incorporated bodies, mutual funds and / or individuals or otherwise, Foreign Institutional Investors, Promoters, Indian and / or Multilateral



Financial Institutions, Mutual Funds, Non-Resident Indians, employees of the Company and / or any other categories of investors, whether they be holders of shares of the Company or not through public issue(s) by prospectus, rights issue(s), private placement(s) or a combination thereof at such time or times, at such price or prices, at a discount or premium to the market price or prices and on such terms and conditions including security, rate of interest, etc. as may be thought fit in its absolute discretion;

- b) to take initiatives for liability management including debt reduction initiatives;
- c) to allot equity shares of the Company as may be required to be allotted on exercise of the conversion rights to such bondholders of various series of bonds issued by the Company and / or as may be issued by the Company from time to time including but not limiting to US\$ 300 million Zero Coupon Foreign Currency Convertible Bonds due 2012, US\$ 200 million Zero Coupon Foreign Currency Convertible Bonds due 2012, US\$ 35,592,000 7.5% Foreign Currency Convertible Bonds due 2012, US\$ 20,796,000 7.5% Foreign Currency Convertible Bonds due 2012, US\$ 90 million Zero Coupon Foreign Currency Convertible Bonds due 2014, US\$ 175 million 5% Foreign Currency Convertible Bonds due 2016;
- d) to allot equity shares of the Company as may be required to be allotted to lenders, promoters and others by way of preferential allotment or otherwise as part of the CDR package or otherwise;
- e) to do all such other acts, deeds, matters and things as already delegated and / or as may be delegated by the Board of Directors from time to time;
- f) to do all such other acts, deeds, matters and things as may be incidental and ancillary to one or more of the above and / or to such other acts as already delegated and / or as may be delegated by the Board of Directors from time to time;
- g) to sign deeds, documents, forms, letters and such other papers as may be necessary, desirable and expedient.

v) **ESOP Committee**

**Composition** – As on March 31, 2018 and as on date of this Report, the ESOP Committee of the Board comprises of two members both of whom are executive directors.

**Meetings and Attendance** - During the financial year 2017-18, no meeting of the ESOP Committee was held. The composition of members is noted below:

Name of the member	Chairman / Member
Mr. Tulsi R.Tanti	Chairman
Mr. Vinod R.Tanti	Member

**Terms of Reference** - The broad terms of reference of the ESOP Committee includes allotment of equity shares of the Company as may be required to be allotted to such employees of the Company and its subsidiaries arising on exercise of options granted to such employees of the Company and its subsidiaries in terms of various plans / schemes of the Company including but not limiting to ESOP-2007, Special ESOP-2007, ESOP-Perpetual-I, Special ESOP 2014, ESOP 2014 and such other future employee stock option plans / stock purchase schemes of the Company as may be declared from time to time.

vi) **Corporate Social Responsibility (CSR) Committee** – The Corporate Social Responsibility (CSR) Committee has been constituted as per the requirements of Section 135 of the Companies Act, 2013.

**Composition** - As on March 31, 2018 and as on date of this Report, the CSR Committee comprises of three members out of whom the Chairman is an executive director and two other members are non-executive directors (including one Independent Director).

**Meetings and Attendance** - During the financial year 2017-18, meeting of CSR Committee was held twice on May 18, 2017 and November 9, 2017. The composition of the said Committee and attendance of the members is noted below:

Name of the member	Chairman / Member	No. of meetings attended
Mr. Tulsi R.Tanti	Chairman	1
Mr. Girish R.Tanti	Member	2
Mr. V. Raghuraman	Member	1

**Terms of Reference** - The broad terms of reference of CSR Committee includes the following:

- a) formulate and recommend to the Board, a Corporate Social Responsibility Policy which shall indicate the activities to be undertaken by the Company as specified in Schedule VII to the Companies Act, 2013, as amended, read with Rules framed thereunder;
- b) recommend the amount of expenditure to be incurred on such activities; and
- c) monitor the Corporate Social Responsibility Policy of the Company from time to time.

The Board has also approved CSR Policy which has been placed on the website of the Company [www.suzlon.com](http://www.suzlon.com). The Annual Report on CSR Activities as required to be given under Section 135 of the Companies Act, 2013 and Rule 8 of the Companies (Corporate Social Responsibility Policy) Rules, 2014 has been provided in an Annexure which forms part of the Directors' Report.

- vii) **Risk Management Committee** – Though mandatorily not required, the Board of Directors has constituted a Risk Management Committee and also approved Risk Management Policy in accordance with the provisions of the Listing Regulations which has been placed on the website of the Company [www.suzlon.com](http://www.suzlon.com).

**Composition** – As on March 31, 2018 and as on date of this Report, the Risk Management Committee comprises of three members out of whom two are executive directors, and the other member is the Group Chief Financial Officer.

**Meetings and Attendance** – During the financial year 2017-18, meeting of the Risk Management Committee was held once on May 18, 2017. The composition of the said Committee and attendance of the members is noted below:

Name of the member	Chairman / Member	No. of meetings attended
Mr. Tulsi R.Tanti	Chairman	1
Mr. Vinod R.Tanti	Member	1
Mr. Kirti J.Vagadia	Member	1

#### 4. General Body Meetings:

- i) **Details of last three annual general meetings ("AGM")** - The details of the last three AGMs of the Company are noted below:

Year & AGM No.	Venue	Day, Date and Time	Special Resolutions Passed
2014-15 Twentieth AGM	J. B. Auditorium, AMA Complex, ATIRA, Dr. Vikram Sarabhai Marg, Ahmedabad-380015	Monday, September 28, 2015 at 11.00 a.m.	<ul style="list-style-type: none"> <li>i) To issue Securities to the extent of Rs.5,000 Crores</li> <li>ii) To approve the appointment of Mr. Girish R.Tanti to a place of profit being the office of Chief Mentoring Officer of SE Forge Limited, a wholly owned subsidiary of the Company</li> <li>iii) To approve appointment of Mr. Pranav T.Tanti to a place of profit being the office of Chief Executive Officer of Sirocco Renewables Limited, a subsidiary of the Company</li> <li>iv) To approve variation in the terms of Special Employee Stock Option Plan 2014 for employees of the Company</li> <li>v) To approve variation in the terms of Special Employee Stock Option Plan 2014 for employees of the Company's subsidiary company(ies)</li> <li>vi) To issue equity shares to the eligible employees of the Company under Employee Stock Option Plan 2015</li> <li>vii) To issue equity shares to the eligible employees of the Company's subsidiary company(ies) under Employee Stock Option Plan 2015</li> </ul>
2015-16 Twenty First AGM	Gujarat Chamber of Commerce & Industry, Sheth Shri Amrutlal Hargovandas Memorial Hall, Shri Ambica Mills - Gujarat Chamber Bldg., Ashram Road, Ahmedabad - 380009	Friday, September 30, 2016 at 11.00 a.m.	<ul style="list-style-type: none"> <li>i) To adopt a new set of regulations of the Articles of Association</li> <li>ii) To appoint Mr. Vinod R.Tanti as the Wholetime Director &amp; Chief Operating Officer of the Company and pay remuneration</li> </ul>
2016-17 Twenty Second AGM	J. B. Auditorium, AMA Complex, ATIRA, Dr. Vikram Sarabhai Marg, Ahmedabad-380015	Friday, September 22, 2017 at 11.00 a.m.	<ul style="list-style-type: none"> <li>i) To reappoint Mr. Tulsi R.Tanti as the Managing Director of the Company and pay remuneration</li> <li>ii) To issue Securities to the extent of Rs.2,000 Crores</li> <li>iii) To offer, issue and allot redeemable non-convertible debentures / non-equity linked instruments in one or more tranches to an extent of Rs.900 Crores on private placement basis</li> </ul>

- ii) **Details of resolutions passed by way of Postal Ballot** – Nil. None of the resolutions proposed for the ensuing annual general meeting need to be passed through the postal ballot.

#### 5. Disclosures:

- i) **Subsidiary Companies** –The requirements with respect to subsidiaries in terms of Regulation 24 of the Listing Regulations have been complied with. The Audit Committee of the Board of Directors of the Company has approved the 'Policy on Material Subsidiary'. The said Policy has been placed on the website of the Company [www.suzlon.com](http://www.suzlon.com).
- ii) **Disclosure on materially significant related party transactions** – The Audit Committee of the Board of Directors of the Company has approved 'Policy on materiality of related party transactions and dealing with related party transactions'. The said Policy has been placed on the website of the Company [www.suzlon.com](http://www.suzlon.com).

The Company has entered into various transactions with related parties as defined under Section 2(76) of the Companies Act, 2013 in the ordinary course of business and on arm's length basis; in accordance with the provisions of the Companies Act, 2013 read with the Rules made thereunder, Regulation 23 of the Listing Regulations and the 'Policy on materiality of related party transactions and dealing with related party transactions'.

- iii) **Risk management** - The risk assessment and minimisation procedures are in place and the Audit Committee of the Board is regularly informed about the business risks and the steps taken to mitigate the same. The Board of Directors, though not mandatorily required, has constituted a Risk Management Committee and also approved Risk Management Policy in accordance with the provisions of Regulation 21 of the Listing Regulations which is available on the Company's website [www.suzlon.com](http://www.suzlon.com). The Company's risk management and mitigation strategy has been discussed in the Management Discussion and Analysis Report forming part of this Annual Report.
- iv) **Proceeds from public issues, rights issues, preferential issues, etc.** - The Company has allotted one hundred crores equity shares to the Investor Group, being Dilip Shanghvi Family and Associates, under Chapter VII - "Preferential Issue" of Securities and Exchange Board of India (Issue of Capital and Disclosure Requirements) Regulations, 2009 and the proceeds thereof have been / shall be utilised in terms of the objects of the issue.
- v) **Management Discussion and Analysis Report** - The Management Discussion and Analysis Report on the operations and financial position of the Company has been provided in a separate section which forms part of this Annual Report.
- vi) **Profile of directors seeking appointment / re-appointment** - Profile of the directors seeking appointment / re-appointment as required to be given in terms of Regulation 36 of the Listing Regulations forms part of the Notice convening the ensuing Annual General Meeting of the Company.
- vii) **Certification from Chief Executive Officer and Chief Financial Officer** - The requisite certification from the Chief Executive Officer and Chief Financial Officer for the financial year 2017-18 required to be given under Regulation 17(8) read with Part B of the Schedule II of the Listing Regulations was placed before the meeting of the Board of Directors of the Company.
- viii) **Details of non-compliance with regard to capital market** - There were no penalties imposed or strictures passed on the Company by the stock exchanges, SEBI or any other statutory authority on any matter related to the capital markets, during last three years. However, post March 31, 2018, the SEBI, by an Adjudication Order dated April 20, 2018 (the "Order"), has imposed a monetary penalty of a total sum of Rs. 1.10 Crores on the Company and its Compliance Officer for alleged non-reporting of certain events in the past. The Company does not believe that any penalty was warranted and would file an appeal before the Securities Appellate Tribunal, Mumbai.
- ix) **Payment of fees to stock exchanges / depositories** - The Company has paid listing fees to the stock exchanges and the annual custodial fees to the Central Depository Services (India) Limited (CDSL) for the financial year 2018-19 in terms of the Listing Regulations. The annual custodial fees of National Securities Depository Limited (NSDL) for the financial year 2018-19 shall be paid within the time limit prescribed by NSDL. The listing fees to the stock exchanges and annual custodial fees to the Depositories for the financial year 2017-18 were also paid within the prescribed time.
- x) **Details of compliance with mandatory requirements and adoption of non-mandatory requirements of the Listing Regulations with the stock exchanges** - As on March 31, 2018, the Company has complied with all the mandatory requirements as mandated under Regulations 17 to 27 and clauses (b) to (i) of sub-regulation (2) of Regulation 46 of the Listing Regulations. A certificate from the statutory auditors of the Company to this effect has been included in this Annual Report.

The Company has also complied with the disclosure requirements specified in sub-para (2) to (10) of Schedule V(C) of the Listing Regulations.

The status of compliance in respect of non-mandatory requirements of Corporate Governance in terms of Regulation 27 and Schedule V(C)(12) read with Part E of Schedule II is as under:

- a) **Modified opinion(s) in audit report** - The Auditors' opinion on quarterly financial results and year to date results of the Company (standalone and consolidated) is unmodified;
  - b) **Separate posts of chairperson and chief executive officer** - Mr. Tulsi R. Tanti is the Chairman and Managing Director of the Company and Mr. J.P. Chalasani is the Group Chief Executive Officer of the Company.
  - xi) **Whistle Blower Policy** - In terms of Regulation 22 of the Listing Regulations and the Companies Act, 2013, the Company has Whistle Blower Policy and Vigil Mechanism in place, which is available on its website [www.suzlon.com](http://www.suzlon.com). The employees, vendors and customers are free to express their concerns through e-mail, telephone, fax or any other method to the persons as mentioned in the policy. No personnel have been denied access to the Audit Committee.
- With a view to support its corporate governance philosophy, the Company has established Risk and Misconduct Management Unit which assesses, evaluates, strengthens and institutionalises integrity as a value, supports ethical business practices and formalises good corporate governance processes.
- xii) **Means of Communication** -
    - a) **Quarterly / Annual Results** - The quarterly / annual results and notices as required under Regulation 33 of the Listing Regulations are ordinarily published in the 'The Financial Express' (English & Gujarati editions).
    - b) **Posting of information on the website of the Company** - The annual / quarterly results of the Company, shareholding pattern, the official news releases, notifications to the stock exchanges and the presentations made by the Company to analysts and institutional investors are regularly posted on its website [www.suzlon.com](http://www.suzlon.com). The Company is in compliance of Regulation 46 of the Listing Regulations.

- xiii) **Disclosure of commodity price risks, commodity hedging activities or foreign exchange risk** - The details have been disclosed in the Management Discussion and Analysis Report forming part of this Annual Report.
- xiv) **Details of unclaimed shares in terms of Schedule V(F) of the Listing Regulations** - In terms of Schedule V(F) of the Listing Regulations, the details of equity shares allotted pursuant to the Initial Public Offering (IPO), which are unclaimed and are lying in demat suspense account, are given below:

Particulars	No. of Cases	No. of Shares
Aggregate number of shareholders and the outstanding shares in the suspense account lying at the beginning of the year i.e. as on April 1, 2017	112	9,800
Number of shareholders who approached to Issuer / Registrar for transfer of shares from suspense account during the year 2017-18	-	-
Number of shareholders to whom shares were transferred from suspense account during the year 2017-18	-	-
Aggregate number of shareholders and the outstanding shares in the suspense account lying at the end of the year i.e. as on March 31, 2018	112	9,800

The voting rights on these shares transferred to suspense account shall remain frozen till the rightful owners of such shares claim the shares.

## 6. General Shareholder Information

- i) **Annual General Meeting**  
Day and date : Twenty Third Annual General Meeting  
Time : Friday, July 27, 2018  
Venue : 11.00 a.m.  
: Gujarat Chamber of Commerce & Industry,  
Sheth Shri Amrutlal Hargovandas Memorial Hall,  
Shri Ambica Mills - Gujarat Chamber Bldg., Ashram Road,  
Ahmedabad - 380009
- ii) **Financial calendar for 2018-19** **(tentative schedule)**  
Financial year : April 1 to March 31  
Board meetings for approval of quarterly results :  
1<sup>st</sup> Quarter ended on June 30, 2018 : within 45 days from the close of quarter or such extended date as may be permitted by the Regulator  
2<sup>nd</sup> Quarter ended on September 30, 2018 : within 45 days from the close of quarter or such extended date as may be permitted by the Regulator  
3<sup>rd</sup> Quarter ended on December 31, 2018 : within 45 days from the close of quarter or such extended date as may be permitted by the Regulator  
4<sup>th</sup> Quarter ended on March 31, 2019 and Annual results for financial year ended March 31, 2019 (audited) : Within 60 days from the close of financial year  
Annual General Meeting for the year 2018-19 : In accordance with Section 96 of Companies Act, 2013
- iii) **Book closure date** : Saturday, July 21, 2018 to Friday, July 27, 2018 (both days inclusive)
- iv) **Dividend payment date** : N.A.
- v) **Listing on stock exchanges and Stock Codes:**

Securities	Name of Stock Exchanges on which listed	Stock Codes
Equity Shares	National Stock Exchange of India Limited (NSE), "Exchange Plaza", Bandra-Kurla Complex, Bandra (East), Mumbai-400051	SUZLON
	BSE Limited (BSE), P.J. Towers, Dalal Street, Mumbai-400001	532667
GDRs	Luxembourg Stock Exchange, 11, av de la Porte-Neuve. L-2227 Luxembourg	US86960A1043
FCCBs	Singapore Exchange Securities Trading Limited, 2, Shenton Way, Suite 19-00, SGX Centre 1, Singapore, 068804	As per details given below

vi) **International Securities Identification Number (ISIN):**

Security	ISIN
Equity Shares	INE040H01021
GDRs	US86960A1043
FCCBs: USD 546,916,000 Step-up Convertible Bonds due 2019 (Restructured Bonds) - For Restricted Global Certificates - For Unrestricted Global Certificates	XS1081332873 XS1081332527

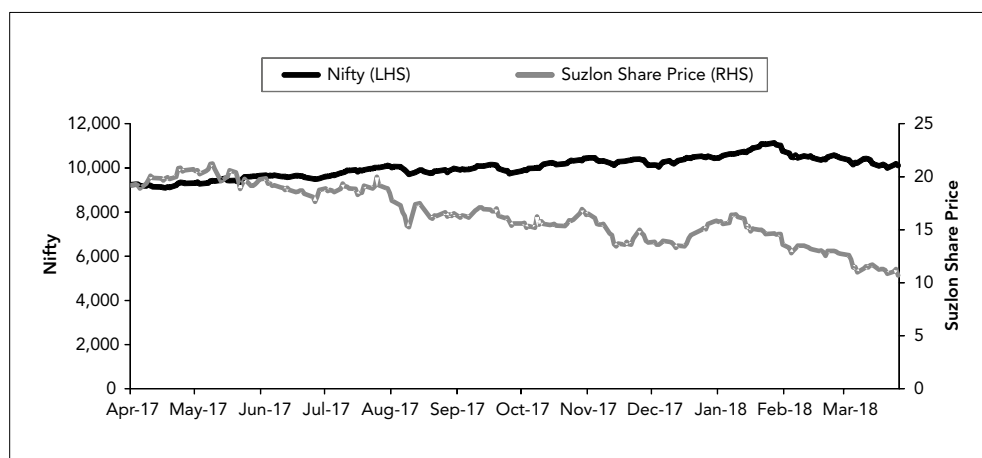
vii) **Corporate Identification Number** : L40100GJ1995PLC025447

viii) **Market Price Data:** Monthly high, low quotations and trading volumes of the Company's equity shares during the financial year 2017-18 at NSE and BSE are noted below:

Stock Exchange	NSE			BSE		
Month	High	Low	No. of shares traded	High	Low	No. of shares traded
April-17	21.40	18.70	89,13,86,197	21.40	18.80	14,47,13,263
May-17	22.25	18.45	1,36,06,04,073	22.25	18.50	20,95,66,844
June-17	20.20	17.45	73,73,27,912	20.20	17.50	8,61,82,454
July-17	20.25	18.20	1,09,70,16,849	20.25	18.20	13,77,08,813
August-17	19.10	14.45	1,13,54,55,275	19.10	14.50	16,79,11,666
September-17	17.50	15.25	78,72,77,027	17.50	15.25	9,82,67,075
October-17	17.10	14.75	73,90,43,246	17.10	14.75	7,46,28,307
November-17	17.30	12.80	97,02,59,484	17.30	12.80	13,96,23,666
December-17	15.70	13.00	64,56,07,781	15.69	13.01	10,62,44,298
January-18	17.10	14.45	98,55,07,987	17.15	14.45	13,16,85,831
February-18	15.10	12.05	64,10,09,043	15.09	12.10	9,64,14,052
March-18	13.00	10.60	66,32,63,175	12.98	10.63	10,89,96,838

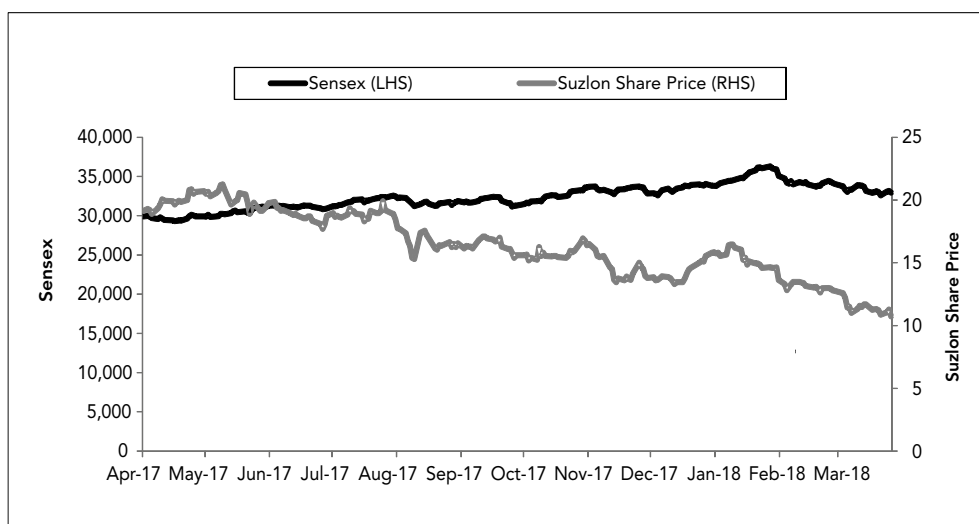
ix) **Performance of share price of the Company in comparison with broad-based indices**

a) **Comparison of the Company's share price with NSE Nifty**

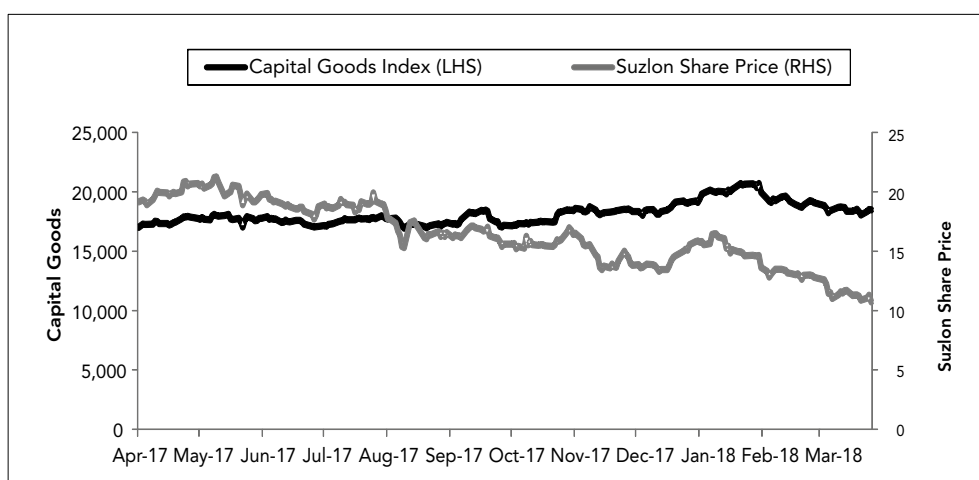




## b) Comparison of the Company's share price with BSE Sensex



## c) Comparison of the Company's share price with BSE capital goods index



x) **Registrar and Share Transfer Agents:** Karvy Computershare Private Limited, Unit: Suzlon Energy Limited, Karvy Selenium, Tower B, Plot 31 & 32, Gachibowli, Financial District, Nanakramguda, Hyderabad-500032. Tel: (+91 40) 67162222; Fax: (+91 40) 23001153; Toll Free No. 1800-3454-001; Website: [www.karvycomputershare.com](http://www.karvycomputershare.com). Email: [einward.ris@karvy.com](mailto:einward.ris@karvy.com). Contact person: Mr. Anandan K., Manager and Mr. Ganesh Chandra Patro, Senior Manager.

xi) **Share transfer system:** The shares of the Company are compulsorily traded in dematerialised form. Shares received in physical form are transferred within a period of 15 days from the date of lodgement subject to documents being valid and complete in all respects. In order to expedite the process of share transfer in line with corporate governance requirements, the Company has delegated the power of share transfer to registrar and share transfer agent - Karvy Computershare Private Limited.

All communications regarding change of address, transfer of shares and change of mandate (if the shares are held in physical form) can be addressed to Karvy Computershare Private Limited, Hyderabad, the Company's Registrar and Share Transfer Agent.

## xii) Distribution of shareholding as on March 31, 2018:

a) **Distribution of shareholding as per nominal value of shares held as on March 31, 2018:**

Nominal value of shares held	No. of Shareholders	% to total Shareholders	Total No. of shares held	Nominal amount of shares held (Rs.)	% to total shares
Up to 5000	9,14,090	89.38	40,50,03,807	81,00,07,614	7.61
5001-10000	53,667	5.25	20,18,35,743	40,36,71,486	3.79
10001-20000	28,673	2.80	21,57,80,053	43,15,60,106	4.06
20001-30000	9,077	0.89	11,39,48,273	22,78,96,546	2.14
30001-40000	4,859	0.48	8,81,16,452	17,62,32,904	1.66
40001-50000	2,783	0.27	6,42,77,576	12,85,55,152	1.21
50001-100000	5,311	0.52	19,08,35,115	38,16,70,230	3.59
100001 & above	4,195	0.41	4,03,99,77,102	8,07,99,54,204	75.94
<b>Total</b>	<b>10,22,655</b>	<b>100.00</b>	<b>5,31,97,74,121</b>	<b>10,63,95,48,242</b>	<b>100.00</b>

**b) Shareholding pattern as on March 31, 2018:**

Category of shareholders	No. of shares of Rs.2 each	% of total shares
Promoters	1,05,27,84,456	19.79
Foreign Portfolio Investors	53,42,57,931	10.04
Non-resident Indians/Overseas Corporate Bodies/Foreign Nationals	9,52,06,543	1.79
Mutual Funds, Financial Institutions, NBFCs, Insurance Co. and Banks	54,17,21,634	10.18
Private Corporate Bodies/Trusts/Clearing Members	1,08,09,51,517	20.32
Resident Indians / HUFs	2,00,58,04,776	37.70
GDRs	90,47,264	0.17
<b>Total</b>	<b>5,31,97,74,121</b>	<b>100.00</b>

- xiii) Dematerialisation of shares:** The equity shares of the Company are compulsorily traded in dematerialised form and are available for trading under National Securities Depository Limited (NSDL) and Central Depository Services (India) Limited (CDSL). The International Security Identification Number (ISIN) of the Company under Depository System is INE040H01021. Number of shares held in dematerialised and physical mode as on March 31, 2018 are noted below:

Particulars	No. of shares of Rs.2 each	% of total shares
Shares held in dematerialised form with NSDL	4,48,05,27,653	84.22
Shares held in dematerialised form with CDSL	83,90,81,987	15.77
Shares held in physical form	1,64,481	0.00
<b>Total</b>	<b>5,31,97,74,121</b>	<b>100.00</b>

**xiv) Outstanding GDRs or any other convertible instruments, conversion date and likely impact on equity:**

- a) Global Depository Receipts (GDRs):** The outstanding GDRs as on March 31, 2018 are 22,61,816 representing 90,47,264 equity shares of Rs.2/- each. Each GDR represents four underlying equity shares in the Company.

**b) Foreign Currency Convertible Bonds (FCCBs):**

The details have been provided in the Directors' Report forming part of this Annual Report.

The shares to be allotted on conversion of the FCCBs will aggregate to ~11.19 % of the post conversion equity base of the Company.

**xv) Factory Locations:**

Plot No.H-24 & H-25, M.G. Udyognagar Indl. Estate, Dabhel, Daman-396210

Plot No.306/1 & 3, Bhimpore, Nani Daman, Daman-396210

Survey No.42/2 & 3, 54, 1 to 8, Bhenslore Road, Dunetha, Daman-396210

Plot No.77, 13, Opp.GDDIC, Vanakbara Road, Village Malala, Diu-362520

Survey No.86/3-4, 87/1-3-4, 88/1-2-3, 89/1-2, Kadaiya Road, Daman-396210

Plot No.A/4, OIDC, M.G.Udhyog Nagar, Dabhel, Nani Daman, Daman-396210

RS.No.9/1A,9/1B,9/3,9/1C,9/2,10/1,10/3,58/1,9/4A,9/4B,57/1,57/3,58/2,58/3,58/5,58/6, 57/4, 59, Thiruvandralkoil, Opp. Whirlpool India Ltd., Pondicherry – 605102

Survey No.588, Paddar, Bhuj-370105

Plot No #02, Aspen Infrastructure Limited (SEZ), Annur Road, Kittampalayam (PO), Coimbatore -641659

Sr. No: 125, 150, 153, and 154, Village: Ipperu, Kuderu Mandal, Dist: Anantapur, Andhra Pradesh – 515711

Rotor Blade unit, Plot # 3, Aspen Infrastructure Limited (SEZ), Village: Nadsalu, Padubidri Post, Tal. & Dist.: Udupi - 574 111, Karnataka, India

- xvi) **Address for correspondence:** Registered Office: "Suzlon", 5, Shrimali Society, Near Shri Krishna Complex, Navrangpura, Ahmedabad-380009, Gujarat, India; Tel.: +91.79.6604 5000; Fax: +91.79.2656 5540; Email: investors@suzlon.com; Website: www.suzlon.com.

Block No. 93, Opp. Gayatri Petroleum, National Highway No.8, Village Vadsala-Varnama, Vadodara-391242

Survey No.282, Chhadvel (Korde), Sakri, Dhule-424305

Khasra No. 165/317/566#, Village – Bhoo, Patwar Circle–Bhoo, Tehsil and District – Jaisalmer, Jaisalmer – 345001

Survey No. 289/2,290/1/2,296,297, Patwari Halka No. 25, Village – Borali, Tehsil – Badnawar, Dist- Dhar, Madhya Pradesh 454660

**Technical Service Centre -**

Plot No. H-24 & H-25, M.G. Udyognagar Indl. Estate, Dabhel, Daman – 396210

**For and on behalf of the Board of Directors**

Place : Pune  
Date : May 30, 2018

**Tulsi R.Tanti**  
**Chairman & Managing Director**  
**DIN : 00002283**

## DECLARATION REGARDING COMPLIANCE WITH THE CODE OF ETHICS

26<sup>th</sup> May 2018.

The Board of Directors of  
Suzlon Energy Limited,  
[CIN: L40100GJ1995PLC025447]  
'Suzlon', 5, Shrimali Society,  
Near Shri Krishna Complex,  
Navrangpura,  
Ahmedabad-380009.

Dear Sirs,

**Sub.: Declaration regarding compliance with the Code of Ethics of the Company.**

**Ref.: Regulation 34(3) read with Part D of Schedule V of the Securities and Exchange Board of India (Listing Obligations and Disclosure Requirements) Regulations, 2015.**

I, J.P.Chalasani, Chief Executive Officer of Suzlon Energy Limited hereby declare that, as of 31<sup>st</sup> March 2018, the Board Members and Senior Management Personnel have affirmed compliance with the Code of Ethics laid down by the Company.

Thanking you,

Yours faithfully,  
**For Suzlon Energy Limited**

-sd-

**J.P.Chalasani,**  
**Chief Executive Officer.**

---

## INDEPENDENT AUDITORS' CERTIFICATE ON CORPORATE GOVERNANCE

### TO THE MEMBERS OF SUZLON ENERGY LIMITED

1. This certificate is issued in accordance with the terms of our engagement letter dated 27 November 2017.
2. We, Deloitte Haskins & Sells LLP, Chartered Accountants, the Statutory Auditors of Suzlon Energy Limited ("the Company"), have examined the compliance of conditions of Corporate Governance by the Company, for the year ended on 31 March 2018, as stipulated in regulations 17 to 27 and clauses (b) to (i) of regulation 46(2) and para C and D of Schedule V of the Securities and Exchange Board of India (Listing Obligations and Disclosure Requirements) Regulations, 2015 ("the Listing Regulations").

#### Managements' Responsibility

3. The compliance of conditions of Corporate Governance is the responsibility of the Management. This responsibility includes the design, implementation and maintenance of internal control and procedures to ensure the compliance with the conditions of the Corporate Governance stipulated in Listing Regulations.

#### Auditor's Responsibility

4. Our responsibility is limited to examining the procedures and implementation thereof, adopted by the Company for ensuring compliance with the conditions of the Corporate Governance. It is neither an audit nor an expression of opinion on the financial statements of the Company.
5. We have examined the books of account and other relevant records and documents maintained by the Company for the purposes of providing reasonable assurance on the compliance with Corporate Governance requirements by the Company.
6. We have carried out an examination of the relevant records of the Company in accordance with the Guidance Note on Certification of Corporate Governance issued by the Institute of the Chartered Accountants of India ("the ICAI"), the Standards on Auditing specified under Section 143(10) of the Companies Act 2013, in so far as applicable for the purpose of this certificate and as per the Guidance Note on Reports or Certificates for Special Purposes issued by the ICAI which requires that we comply with the ethical requirements of the Code of Ethics issued by the ICAI.

7. We have complied with the relevant applicable requirements of the Standard on Quality Control (SQC) 1, Quality Control for Firms that Perform Audits and Reviews of Historical Financial Information, and Other Assurance and Related Services Engagements.

**Opinion**

8. Based on our examination of the relevant records and according to the information and explanations provided to us and the representations provided by the Management, we certify that the Company has complied with the conditions of Corporate Governance as stipulated in regulations 17 to 27 and clauses (b) to (i) of regulation 46(2) and para C and D of Schedule V of the Listing Regulations during the year ended 31 March 2018.
9. We state that such compliance is neither an assurance as to the future viability of the Company nor the efficiency or effectiveness with which the Management has conducted the affairs of the Company.

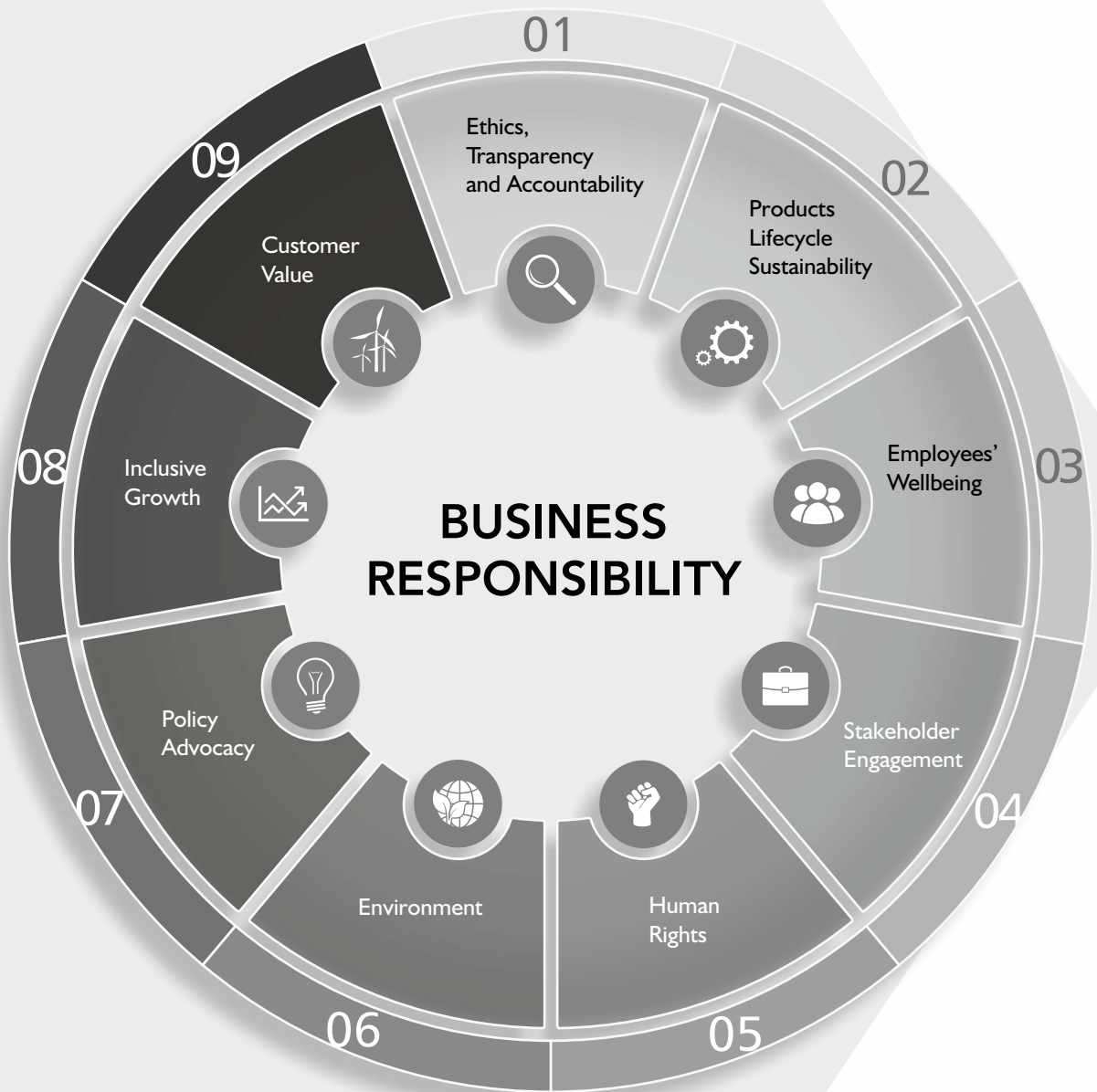
**For Deloitte Haskins & Sells LLP**  
**Chartered Accountants**  
**(Firm's Registration No. 117366W / W-100018)**

**Hemant M. Joshi**  
**Partner**  
**(Membership No. 038019)**

Pune, 30 May 2018.



# BUSINESS RESPONSIBILITY REPORT



## BUSINESS RESPONSIBILITY REPORT for the financial year ended March 31, 2018

[Pursuant to Regulation 34(2)(f) of Securities and Exchange Board of India  
(Listing Obligations and Disclosure Requirements) Regulations, 2015]

### SECTION A: GENERAL INFORMATION ABOUT THE COMPANY

Sr. No.	Particulars	Details
1.	Corporate Identity Number (CIN) of the Company	L40100GJ1995PLC025447
2.	Name of the Company	SUZLON ENERGY LIMITED (the "Company" or "Suzlon")
3.	Registered Address	"Suzlon", 5, Shrimali Society, Near Shri Krishna Complex, Navrangpura, Ahmedabad-380009
4.	Website	www.suzlon.com
5.	E-mail id	investors@suzlon.com
6.	Financial year reported	April 1, 2017 to March 31, 2018
7.	Sector(s) that the Company is engaged in (industrial activity code-wise)	<ul style="list-style-type: none"> <li>• Manufacture and Sale of Wind Turbine Generators and related components (NIC Code – 27101)</li> <li>• Sale of Solar Systems (NIC Code – 35105)</li> </ul>
8.	List of three key product / services that the Company manufactures / renders (as mentioned in balance sheet)	1. Sale of Wind Turbine Generators and related components 2. Operation and Maintenance of Wind Turbine Generators 3. Project Execution and Site Infrastructure Development
9.	Total number of locations where business activity is undertaken by the Company	The Company along with its subsidiaries has 14 manufacturing locations, 8 R&D centres and various sites with over 17.5 GW of installed capacity in 18 countries across 6 continents
a)	Number of international locations (provide details of major 5)	Business spread out in 17 countries other than India. Major markets are USA, Australia, Spain, South Africa and Turkey
b)	Number of national locations	14 manufacturing locations, 3 R & D Centres, various site locations spread across in 9 States in India and offices spread across 11 States in India
10.	Markets served by the Company – local / state / national / international	The Company along with its subsidiaries operates in 18 countries across 6 continents

### SECTION B: FINANCIAL DETAILS OF THE COMPANY:

Sr. No.	Particulars	Details as on March 31, 2018
1.	Paid-up Capital (INR)	Rs.1063,95,48,242/- (Rupees One Thousand Sixty Three Crores Ninety Five Lacs Forty Eight Thousand Two Hundred Forty Two Only) divided into 531,97,74,121 (Five Hundred Thirty One Crores Ninety Seven Lacs Seventy Four Thousand One Hundred Twenty One) equity shares of Rs.2/- (Rupees Two Only) each
2.	Total Turnover (INR)	Rs.6,142.62 Crores
3.	Total Profit (Loss) after Taxes (INR)	Loss of Rs.1,156.14 Crores
4.	Total spending on Corporate Social Responsibility (CSR) as percentage of profit after tax (%)	Refer annexure to Directors' Report – Annual Report on CSR activities forming part of this Annual Report
5.	List of activities in which expenditure in point 4 has been incurred	Refer annexure to Directors' Report – Annual Report on CSR activities forming part of this Annual Report

## SECTION C: OTHER DETAILS:

Sr. No.	Particulars	Details
1.	Does the Company have any Subsidiary Company(ies)	Yes. Refer Annexure to Directors' Report – Form No.MGT-9 – Extract of Annual Return forming part of this Annual Report
2.	Do the Subsidiary Company(ies) participate in the BR initiatives of the parent company? If yes, then indicate the number of such subsidiary company(ies)	Yes
3.	Do any other entity(ies) (e.g. suppliers, distributors etc.) that the Company does business with, participate in the BR initiatives of the Company? If yes, then indicate the percentage of such entity(ies) [Less than 30%, 30-60%, more than 60%]	Yes. Few of the customers participate in BR initiatives of the Company which is less than 30%

## SECTION D: BR INFORMATION

### 1. Details of Directors / Persons responsible for BR:

#### a) Details of Directors responsible for implementation of the BR policy / policies:

Mr. Vinod R.Tanti, the Wholtime Director & Chief Operating Officer oversees the implementation of BR Initiatives in consultation with various functional heads including the CSR head.

#### b) Details of the BR Head:

Sr. No.	Particulars	Details
1.	DIN (if applicable)	00002266
2.	Name	Mr. Vinod R.Tanti
3.	Designation	Wholtime Director & Chief Operating Officer
4.	Telephone Number	020-67022000
5.	E-mail id	investors@suzlon.com

### 2. Principle-wise (as per NVGs) BR Policy / policies :

#### Principle 1:

Business should conduct and govern themselves with Ethics, Transparency and Accountability

Abbreviation - P1

#### Principle 2:

Business should provide goods and services that are safe and contribute to sustainability throughout their life cycle

Abbreviation - P2

#### Principle 3:

Business should promote the well-being of all employees

Abbreviation - P3

#### Principle 4:

Business should respect the interests of, and be responsive towards all stakeholders, especially those who are disadvantaged, vulnerable and marginalized

Abbreviation - P4

#### Principle 5:

Business should respect and promote human rights

Abbreviation - P5

#### Principle 6:

Business should respect, protect and make efforts to restore the environment

Abbreviation - P6

#### Principle 7:

Business, when engaged in influencing public and regulatory policy, should do so in a responsible manner

Abbreviation - P7

#### Principle 8:

Business should support inclusive growth and equitable development

Abbreviation - P8

#### Principle 9:

Business should engage with and provide value to their customers and consumers in a responsible manner

Abbreviation - P9

**a) Details of compliance (Reply Y/N)**

Sr. No.	Questions	P1	P2	P3	P4	P5	P6	P7	P8	P9
1.	Do you have a policy for ....	Yes								
2.	Has the policy being formulated in consultation with the relevant stakeholder	The corporate governance policies have been formulated in consultation with the management of the Company								
3.	Does the policy conform to any national/international standards? If yes, specify (50 words)	Yes  These policies are generally compliant with respective principles of NVG guidelines, ILO, OHAS, SDGs, ISOs etc. wherever applicable								
4.	Has the policy being approved by the Board? If yes, has it been signed by MD/ Owner/ CEO/ appropriate Board Director?	The Board has approved the implementation of people policies, namely, code of ethics and ombudsman policy								
5.	Does the Company have a specified committee of the Board / Director / Official to oversee the implementation of the policy	Yes								
6.	Indicate the link for the policy to be viewed online?	www.suzlon.com								
7.	Has the policy been formally communicated to all relevant internal and external stakeholders?	Yes								
8.	Does the Company have in-house structure to implement the policy / policies?	Yes								
9.	Does the Company have a grievance redressal mechanism related to the policy / policies to address stakeholders' grievance related to the policy / policies?	Yes								
10.	Has the Company carried out independent audit / evaluation of the working of this policy by an internal or external agency?	Yes								

**b) If answer to the question at serial number 2(a)(1) against any principle is 'No', please explain why: (Tick up to 2 options):**

Sr. No.	Questions	P1	P2	P3	P4	P5	P6	P7	P8	P9
1.	The Company has not understood the Principles	Not Applicable								
2.	The Company is not at a stage where it finds itself in a position to formulate and implement the policies on specified principles									
3.	The Company does not have financial or manpower resources available for the task									
4.	It is planned to be done within next 6 (Six) months									
5.	It is planned to be done within next 1 year									
6.	Any other reason (please specify)									

**3. Governance related to BR :**

- a) **Indicate the frequency with which the Board of Directors, Committee of the Board or CEO assess the BR performance of the Company. Within 3 months, 3-6 months, annually, more than 1 year** - The BR performance of the Company is being assessed periodically by the Senior Management and assessing a BR performance is a continuously evolving process.
- b) **Does the Company publish a BR or a Sustainability Report? What is the hyperlink for viewing this report? How frequently it is published?** – No, the Company does not publish a Sustainability Report. The Company is furnishing the Business Responsibility Report since the financial year 2016-17.

**SECTION E: PRINCIPLE-WISE PERFORMANCE:**

**PRINCIPLE 1:**

**Business should conduct and govern themselves with Ethics, Transparency and Accountability**

1. **Does the policy relating to ethics, bribery and corruption cover only the company? Does it extend to the Group/Joint Ventures/ Suppliers/Contractors/NGOs/Others?**

The policy relating to ethics, bribery and corruption covers the Company and its subsidiaries.

2. **How many stakeholder complaints have been received in the past financial year and what percentage was satisfactorily resolved by the management? If so, provide details thereof, in about 50 words or so.**

51 complaints pertaining to ethics, transparency and accountability were received during the financial year under review; 80% were resolved and remaining 20% are under review.

**PRINCIPLE 2:**

**Business should provide goods and services that are safe and contribute to sustainability throughout their life cycle**

1. **List up to 3 of your products or services whose design has incorporated social or environmental concerns, risks and/or opportunities.**

Treatment of scrap of Blades which is made of reinforced fibres is disposed of responsibly after completion of its useful life.

2. **For each such product, provide the following details in respect of resource use (energy, water, raw material etc.) per unit of product (optional): (a) Reduction during sourcing/production/ distribution achieved since the previous year throughout the value chain? (b) Reduction during usage by consumers (energy, water) has been achieved since the previous year?**

The emissions from blade waste disposal were avoided by sending it for co-processing in India. Further, the emissions were also avoided at the co-processor's facility by replacing coal with the blade waste for fuel in their cement kilns. For details please refer to Management Discussion and Analysis Report.

3. **Does the company have procedures in place for sustainable sourcing (including transportation)? If yes, what percentage of your inputs was sourced sustainably? Also, provide details thereof, in about 50 words or so.**

Within supply chain, all vendors and suppliers are screened and only those vendors and suppliers that are compliant with social and environmental standards such as ISO 14001, ISO 19001 OHSAS 18001, as may be applicable, are considered.

4. **Has the company taken any steps to procure goods and services from local & small producers, including communities surrounding their place of work? If yes, what steps have been taken to improve their capacity and capability of local and small vendors?**

The Company along with its subsidiaries operates in very remote locations. Hence, the infrastructure facilities for its workforce are created at these locations. Suzlon generally promotes local vendors in the vicinity, to supply necessary goods, services and labour force required to complete projects and to operate the assets created for customers. It also creates job opportunities for the localities in which it operates.

5. **Does the company have a mechanism to recycle products and waste? If yes what is the percentage of recycling of products and waste (separately as <5%, 5-10%, >10%). Also, provide details thereof, in about 50 words or so.**

Disposal is viewed as the last option in the management of waste. If it is not practical to avoid/ re-use or recycle, the waste is removed from site by a suitably qualified and experienced approved waste contractor / vendor and disposed of to a facility that accepts that specific category of waste. To further ensure compliance with the waste management system, the following measures are carried out:

- Inspect waste receptacles to check that materials are segregated and recycled as appropriate



- Alternate use of waste materials are explored prior to disposal on continuous basis to avoid disposal at minimum level
- Inspection of site waste management practices into regular site Health, Safety and Environmental audits.

### PRINCIPLE 3:

**Business should promote the wellbeing of all employees**

1. **Please indicate the total number of employees as at the end of the year:** The Company has 3,023 permanent employees as at the end of the financial year under review.
2. **Please indicate the total number of employees hired on temporary/contractual/casual basis as at the end of the year:** The Company has 2,376 employees hired on temporary / contractual / casual basis as at the end of the financial year under review.
3. **Please indicate the number of permanent women employees as at the end of the year:** The Company has 129 permanent women employees as at the end of the year under review.
4. **Please indicate the number of permanent employees with disabilities as at the end of the year:** 6 (based on self-declaration).
5. **Do you have an employee association that is recognised by management:** Yes.
6. **What percentage of your permanent employees are members of this recognized employee association as at the end of the year?** 22.63%.
7. **Please indicate the number of complaints relating to child labour, forced labour, involuntary labour, sexual harassment in the last financial year and pending, as on the end of the financial year.**

Category	No. of complaints filed during the financial year	No. of complaints pending as on end of the financial year
Child labour/forced labour/involuntary labour	Nil	Nil
Sexual harassment	Nil	Nil
Discriminatory employment	Nil	Nil

8. **What percentage of your under mentioned employees were given safety and skill up-gradation training in the last year:**

(a) Permanent Employees; (b) Permanent Women Employees; (c) Casual / Temporary / Contractual Employees; (d) Employees with disabilities

Training has been given to all employees, as the case may be, who are engaged in safety relevant roles or tasks. The Company imparts induction training for all new joiners at regular intervals. Similarly, all eligible contract workforce who are engaged in safety relevant roles or tasks are also covered under the Company's training program. Personnel with disability are not hired for safety critical jobs.

### PRINCIPLE 4:

**Business should respect the interests of, and be responsive towards all stakeholders, especially those who are disadvantaged, vulnerable and marginalized**

1. **Has the company mapped its internal and external stakeholders?** Yes.
2. **Out of the above, has the company identified the disadvantaged, vulnerable & marginalized stakeholders?** Yes.
3. **Are there any special initiatives taken by the company to engage with the disadvantaged, vulnerable and marginalized stakeholders. If so, provide details thereof, in about 50 words or so.**

CSR initiatives at Suzlon are taken up to engage with disadvantaged, vulnerable and marginalized stakeholders in its immediate neighbourhood, villages where the wind farms and factories are located. The initiatives include, but are not limited to the following:

- Healthcare, eye care and sanitation access under its human capital program
- Education and skill development under its human capital program
- Women empowerment, empowerment of the village development committees and supporting the specially abled for social inclusion under its social capital program
- Environment and ecology enhancement under its natural capital program
- Sports development under its human capital program
- Rural development since all the above are carried out in the rural neighbourhoods of Suzlon.

**PRINCIPLE 5:**  
**Business should respect and promote human rights**

1. **Does the policy of the company on human rights cover only the company? Does it extend to the Group/Joint Ventures/Suppliers/Contractors/NGOs/Others?**

The policy relating to human rights covers the Company and its subsidiaries.

2. **How many stakeholder complaints have been received in the past financial year and what percent was satisfactorily resolved by the management?**

The Company has not received any complaints pertaining to human rights during the financial year under review.

**PRINCIPLE 6:**  
**Business should respect, protect and make efforts to restore the environment**

1. **Does the policy related to Principle 6 cover only the company? Does it extend to the Group/Joint Ventures/Suppliers/Contractors/NGOs/others.**

The policy relating to Principle 6 covers the Company and its subsidiaries.

2. **Does the company have strategies/ initiatives to address global environmental issues such as climate change, global warming, etc? If yes, please give hyperlink for webpage etc.**

Yes, please refer to the Company's website ([www.suzlon.com](http://www.suzlon.com)) for initiatives taken by the Company to address global environmental issues such as climate change, global warming etc.

3. **Does the company identify and assess potential environmental risks? Yes.**

4. **Does the company have any project related to Clean Development Mechanism? If so, provide details thereof, in about 50 words or so. Also, if Yes, whether any environmental compliance report is filed?**

No. However, the Company assists and provides necessary services to its customers in their projects related to Clean Development Mechanism.

5. **Has the company undertaken any other initiatives on – clean technology, energy efficiency, renewable energy, etc. Y/N. If yes, please give hyperlink for web page etc.**

As the Company and its subsidiaries are in the business of selling and installing wind turbine generators and related equipment, it is very active in promoting renewable sources of energy and supporting conservation. The Company concentrates on reengineering of process to facilitate optimum utilisation of energy. The Company has further embarked in the renewable sector by venturing into the solar space.

The Company's corporate headquarters in Pune, India named 'ONE EARTH' is an environment-friendly campus, with minimal carbon footprint on the surrounding environment. The campus has been awarded the coveted LEED (Leadership in Energy and Environmental Design) Platinum rating and GRIHA (Green Rating for Integrated Habitat Assessment) green building certifications for its approach towards sustainability and green practices towards infrastructure. The Company continues its efforts to reduce and optimise the use of energy consumption at its corporate headquarter and at its manufacturing facilities by installing hi-tech energy monitoring and conservation systems to monitor usage, minimise wastage and increase overall efficiency at every stage of power consumption. The Company is also emphasising to utilise maximum natural sources of energy instead of using electricity.

6. **Are the Emissions/Waste generated by the company within the permissible limits given by CPCB/SPCB for the financial year being reported? Yes.** All operations are undertaken with formal approval of CPCB/SPCB agencies as relevant.

7. **Number of show cause/ legal notices received from CPCB/SPCB which are pending (i.e. not resolved to satisfaction) as on end of financial year. NIL.**

**PRINCIPLE 7:**  
**Business, when engaged in influencing public and regulatory policy, should do so in a responsible manner**

1. **Is your company a member of any trade and chamber or association? If Yes, Name only those major ones that your business deals with:**

Sr. No.	Particulars
(a)	The Indian Wind Turbines Manufacturers Association (IWTMA)
(b)	Confederation of Indian Industry (CII)
(c)	Federation of Indian Chambers of Commerce & Industry (FICCI)
(d)	American Wind Energy Association (AWEA)
(e)	The Associated Chambers of Commerce and Industry of India (ASSOCHAM)
(f)	European Wind Energy Association (EWEA)
(g)	World Economic Forum (WEF)
(h)	Indian Wind Energy Association (INWEA)
(i)	Indian Wind Power Association (IWPA)

2. **Have you advocated/lobbied through above associations for the advancement or improvement of public good? Yes/No; if yes specify the broad areas ( drop box: Governance and Administration, Economic Reforms, Inclusive Development Policies, Energy security, Water, Food Security, Sustainable Business Principles, Others)**

The Company, being a member of various industry associations, has been raising concerns at appropriate forums for the improvement of public good.

#### PRINCIPLE 8:

**Business should support inclusive growth and equitable development**

1. **Does the company have specified programmes/initiatives/projects in pursuit of the policy related to Principle 8? If yes details thereof.**

Yes, Suzlon has a multi-pronged approach to CSR implementation. CSR is categorized in three components:

- **Transformative CSR:** All programs designed towards promoting responsible citizenship – at corporate as well as individual level – are transformative CSR programs. Integrating CSR perspective in business functions, mapping business footprint and planning sustainability initiatives, cultivating responsible behavior amongst employees are important aspects of transformative CSR. At employee level, activities to enhance environmental and social awareness are organized. Employee giving (cash contributions) and employee volunteering (time contribution) are part of these activities.
- **Proactive CSR:** All programs that have outcomes beyond the business boundaries and contribute to the sustainability of the planet are proactive CSR programs. Proactive programs include initiatives such as disaster response, national and international cooperation for internships to help young minds serve the planet.
- **Responsive CSR:** Suzlon believes that it has responsibility to enhance financial, natural, social, human and physical resources around its operating area. Suzlon has developed a sustainability framework which forms the basis of its responsive programs. All programs which respond to the neighbourhood needs and offset the social/environmental impact of the business while enhancing resources for the future are responsive CSR.

For initiatives undertaken by Suzlon refer to Principle 4 of this Report.

2. **Are the programmes/projects undertaken through in-house team/ own foundation/ external NGO/ government structures/ any other organization?** - Suzlon Foundation established in 2007 under Section 25 of the Companies Act, 1956 (Section 8 of the Companies Act, 2013) is the implementing arm of Suzlon's CSR. Suzlon Foundation implements the program directly or by engaging credible local NGO partners.
3. **Have you done any impact assessment of your initiative?** Yes, the impact assessment of the initiatives taken by the Company is being done internally annually. A third party external impact assessment was carried out in the financial year 2017-18.
4. **What is your company's direct contribution to community development projects; Amount in INR and the details of the projects undertaken?** For details, refer annexure to Directors' Report – Annual Report on CSR activities forming part of this Annual Report.
5. **Have you taken steps to ensure that this community development initiative is successfully adopted by the community? Please explain in 50 words, or so.**

Suzlon believes in sustainability of initiatives and uses the empowerment approach to community development. The strategies used are as follows:

- All community development initiatives are based on the basic needs of the local population
- Working through Village Development Committees (VDCs) creates ownership and makes the program sustainable
- Planning process is bottom up and the VDC determines the priority needs of the community

- There is an emphasis on building the capacity of the locals
- There are no free programs. Community is encouraged to participate by volunteering with labour and/or with funds and with complete involvement in the planning, implementation and monitoring
- Local knowledge is used in planning and implementation
- Emphasis is on not to create parallel service but to augment existing government services
- Linking to a sustainable source – for example, link to Krishi Vigyan Kendra for improved agricultural inputs – to make the management practices sustainable
- Involving multiple stakeholders in planning and implementation to get a holistic long term perspective
- Empowering the VDCs/Self Help Group (SHG) members so that sustainable decision making and actions are initiated
- Collaborating with the government to converge resources and provide comprehensive services to the communities
- Plans are afoot to create a corpus for local institutions when they are mature so that sustainability is achieved in the real sense of the word beyond the life of the CSR projects.

#### **PRINCIPLE 9:**

**Business should engage with and provide value to their customers and consumers in a responsible manner**

1. **What percentage of customer complaints/consumer cases are pending as on the end of financial year.**  
8.08% of customer complaints are pending to be resolved at the end of the financial year under review.
2. **Does the company display product information on the product label, over and above what is mandated as per local laws? Yes/ No/ N.A. /Remarks (additional information):** Yes.
3. **Is there any case filed by any stakeholder against the company regarding unfair trade practices, irresponsible advertising and/or anti-competitive behaviour during the last five years and pending as on end of financial year. If so, provide details thereof, in about 50 words or so.:** None.
4. **Did your company carry out any consumer survey/ consumer satisfaction trends? Yes.**

For and on behalf of the Board of Directors

Place : Pune  
Date : May 30, 2018

Tulsi R.Tanti  
Chairman & Managing Director  
DIN : 00002283

# STANDALONE FINANCIAL STATEMENTS

## INDEPENDENT AUDITORS' REPORT

To The Members of Suzlon Energy Limited

### Report on the Standalone Ind AS Financial Statements

We have audited the accompanying standalone Ind AS financial statements ("financial statements") of **Suzlon Energy Limited** ("the Company"), which comprise the Balance Sheet as at March 31, 2018, and the Statement of Profit and Loss (including Other Comprehensive Income), the Cash Flow Statement and the Statement of Changes in Equity for the year then ended, and a summary of the significant accounting policies and other explanatory information, in which are incorporated the Returns for the year ended on that date audited by the branch auditors of the Company's branches located at Germany and The Netherlands.

### Management's Responsibility for the Standalone Financial Statements

The Company's Board of Directors is responsible for the matters stated in Section 134(5) of the Companies Act, 2013 ("the Act") with respect to the preparation of these standalone financial statements that give a true and fair view of the financial position, financial performance including other comprehensive income, cash flows and changes in equity of the Company in accordance with the Indian Accounting Standards (Ind AS) prescribed under section 133 of the Act read with the Companies (Indian Accounting Standards) Rules, 2015, as amended, and other accounting principles generally accepted in India.

This responsibility also includes maintenance of adequate accounting records in accordance with the provisions of the Act for safeguarding the assets of the Company and for preventing and detecting frauds and other irregularities; selection and application of appropriate accounting policies; making judgements and estimates that are reasonable and prudent; and design, implementation and maintenance of adequate internal financial controls, that were operating effectively for ensuring the accuracy and completeness of the accounting records, relevant to the preparation and presentation of the standalone financial statements that give a true and fair view and are free from material misstatement, whether due to fraud or error.

### Auditor's Responsibility

Our responsibility is to express an opinion on these standalone financial statements based on our audit.

In conducting our audit, we have taken into account the provisions of the Act, the accounting and auditing standards and matters which are required to be included in the audit report under the provisions of the Act and the Rules made thereunder and the Order issued under section 143(11) of the Act.

We conducted our audit of the standalone financial statements in accordance with the Standards on Auditing specified under Section 143(10) of the Act. Those Standards require that we comply with ethical requirements and plan and perform the audit to obtain reasonable assurance about whether the standalone financial statements are free from material misstatement.

An audit involves performing procedures to obtain audit evidence about the amounts and the disclosures in the standalone financial statements. The procedures selected depend on the auditor's judgement, including the assessment of the risks of material misstatement of the standalone financial statements, whether due to fraud or error. In making those risk assessments, the auditor considers internal financial control relevant to the Company's preparation of the standalone financial statements that give a true and fair view in order to design audit procedures that are appropriate in the circumstances. An audit also includes evaluating the appropriateness of the accounting policies used and the reasonableness of the accounting estimates made by the Company's Directors, as well as evaluating the overall presentation of the standalone financial statements.

We believe that the audit evidence obtained by us and the audit evidence obtained by the branch auditors in terms of their reports referred to in the Other Matters paragraph below, is sufficient and appropriate to provide a basis for our audit opinion on the standalone financial statements.

### Opinion

In our opinion and to the best of our information and according to the explanations given to us, and based on the consideration of reports of the branch auditors on separate financial statements of the branches referred to in the Other Matters paragraph below, the aforesaid standalone financial statements give the information required by the Act in the manner so required and give a true and fair view in conformity with the Ind AS and other accounting principles generally accepted in India, of the state of affairs of the Company as at March 31, 2018 and its loss, total comprehensive loss, its cash flows and the changes in equity for the year ended on that date.

### Other Matters

We did not audit the financial statements of two branches included in the standalone financial statements of the Company whose financial statement reflect total assets of Rs. 391 Crore as at March 31, 2018 and total revenues of Rs. 339 Crore for the year ended on that date, as considered in the standalone financial statements. The financial statements of these branches have been audited by the branch auditors whose reports have been furnished to us, and our opinion in so far as it relates to the amounts and disclosures included in respect of these branches and our report in terms of subsection (3) of Section 143 of the Act, in so far as it relates to the aforesaid branches, is based solely on the report of such branch auditors.

Our opinion on the standalone financial statements and our report on Other Legal and Regulatory Requirements below is not modified in respect of this matter.

## Report on Other Legal and Regulatory Requirements

1. As required by Section 143(3) of the Act, based on our audit and on the consideration of the reports of the branch auditors on the separate financial statements of the branches, referred to in the Other Matters paragraph above we report to the extent applicable that:
  - a) We have sought and obtained all the information and explanations which to the best of our knowledge and belief were necessary for the purposes of our audit.
  - b) In our opinion, proper books of account as required by law have been kept by the Company so far as it appears from our examination of those books and proper returns adequate for the purposes of our audit have been received from the branches not visited by us.
  - c) The reports on the accounts of the branch offices of the Company audited under Section 143(8) of the Act by branch auditors have been sent to us and have been properly dealt with by us in preparing this report.
  - d) The Balance Sheet, the Statement of Profit and Loss including Other Comprehensive Income, the Cash Flow Statement and Statement of Changes in Equity dealt with by this Report are in agreement with the relevant books of account and with the returns received from the branches not visited by us.
  - e) In our opinion, the aforesaid standalone financial statements comply with the Indian Accounting Standards prescribed under section 133 of the Act.
  - f) On the basis of the written representations received from the directors of the Company as on March 31, 2018 taken on record by the Board of Directors, none of the directors is disqualified as on March 31, 2018 from being appointed as a director in terms of Section 164(2) of the Act.
  - g) With respect to the adequacy of the internal financial controls over financial reporting of the Company and the operating effectiveness of such controls, refer to our separate Report in "Annexure A". Our report expresses an unmodified opinion on the adequacy and operating effectiveness of the Company's internal financial controls over financial reporting.
  - h) With respect to the other matters to be included in the Auditor's Report in accordance with Rule 11 of the Companies (Audit and Auditors) Rules, 2014, as amended, in our opinion and to the best of our information and according to the explanations given to us:
    - i. The Company has disclosed the impact of pending litigations on its financial position in its standalone financial statements, refer note 41 to the standalone financial statements;
    - ii. The Company has made provision, as required under the applicable law or accounting standards, for material foreseeable losses, if any, on long-term contracts including derivative contracts, refer note 22 to the standalone financial statements;
    - iii. There were no amounts which were required to be transferred to the Investor Education and Protection Fund by the Company.
2. As required by the Companies (Auditor's Report) Order, 2016 ("the Order") issued by the Central Government in terms of Section 143(11) of the Act, we give in "Annexure B" a statement on the matters specified in paragraphs 3 and 4 of the Order.

**For Deloitte Haskins & Sells LLP**  
Chartered Accountants  
(Firm's Registration No. 117366W/W-100018)

**Hemant M. Joshi**  
Partner  
(Membership No. 38019)

Pune, May 30, 2018



**ANNEXURE "A" TO THE INDEPENDENT AUDITORS' REPORT**

(Referred to in paragraph 1(g) under 'Report on Other Legal and Regulatory Requirements' of our report of even date)

**Report on the Internal Financial Controls Over Financial Reporting under Clause (i) of Sub-section 3 of Section 143 of the Companies Act, 2013 ("the Act")**

We have audited the internal financial controls over financial reporting of **Suzlon Energy Limited** ("the Company") as of March 31, 2018 in conjunction with our audit of the standalone Ind AS financial statements ("financial statements") of the Company for the year ended on that date.

**Management's Responsibility for Internal Financial Controls**

The Company's management is responsible for establishing and maintaining internal financial controls based on the internal control over financial reporting criteria established by the Company considering the essential components of internal control stated in the Guidance Note on Audit of Internal Financial Controls Over Financial Reporting issued by the Institute of Chartered Accountants of India. These responsibilities include the design, implementation and maintenance of adequate internal financial controls that were operating effectively for ensuring the orderly and efficient conduct of its business, including adherence to company's policies, the safeguarding of its assets, the prevention and detection of frauds and errors, the accuracy and completeness of the accounting records, and the timely preparation of reliable financial information, as required under the Act.

**Auditor's Responsibility**

Our responsibility is to express an opinion on the Company's internal financial controls over financial reporting based on our audit. We conducted our audit in accordance with the Guidance Note on Audit of Internal Financial Controls Over Financial Reporting (the "Guidance Note") issued by the Institute of Chartered Accountants of India and the Standards on Auditing prescribed under Section 143(10) of the Act, to the extent applicable to an audit of internal financial controls. Those Standards and the Guidance Note require that we comply with ethical requirements and plan and perform the audit to obtain reasonable assurance about whether adequate internal financial controls over financial reporting were established and maintained and if such controls operated effectively in all material respects.

Our audit involves performing procedures to obtain audit evidence about the adequacy of the internal financial controls system over financial reporting and their operating effectiveness. Our audit of internal financial controls over financial reporting included obtaining an understanding of internal financial controls over financial reporting, assessing the risk that a material weakness exists, and testing and evaluating the design and operating effectiveness of internal control based on the assessed risk. The procedures selected depend on the auditor's judgement, including the assessment of the risks of material misstatement of the financial statements, whether due to fraud or error.

We believe that the audit evidence we have obtained is sufficient and appropriate to provide a basis for our audit opinion on the Company's internal financial controls system over financial reporting.

**Meaning of Internal Financial Controls Over Financial Reporting**

A company's internal financial control over financial reporting is a process designed to provide reasonable assurance regarding the reliability of financial reporting and the preparation of standalone financial statements for external purposes in accordance with generally accepted accounting principles. A company's internal financial control over financial reporting includes those policies and procedures that (1) pertain to the maintenance of records that, in reasonable detail, accurately and fairly reflect the transactions and dispositions of the assets of the company; (2) provide reasonable assurance that transactions are recorded as necessary to permit preparation of standalone financial statements in accordance with generally accepted accounting principles, and that receipts and expenditures of the company are being made only in accordance with authorisations of management and directors of the company; and (3) provide reasonable assurance regarding prevention or timely detection of unauthorised acquisition, use, or disposition of the company's assets that could have a material effect on the standalone financial statements.

**Inherent Limitations of Internal Financial Controls Over Financial Reporting**

Because of the inherent limitations of internal financial controls over financial reporting, including the possibility of collusion or improper management override of controls, material misstatements due to error or fraud may occur and not be detected. Also, projections of any evaluation of the internal financial controls over financial reporting to future periods are subject to the risk that the internal financial control over financial reporting may become inadequate because of changes in conditions, or that the degree of compliance with the policies or procedures may deteriorate.

**Opinion**

In our opinion, to the best of our information and according to the explanations given to us the Company has, in all material respects, an adequate internal financial controls system over financial reporting and such internal financial controls over financial reporting were operating effectively as at March 31, 2018, based on the internal control over financial reporting criteria established by the Company considering the essential components of internal control stated in the Guidance Note on Audit of Internal Financial Controls Over Financial Reporting issued by the Institute of Chartered Accountants of India.

**For Deloitte Haskins & Sells LLP**

Chartered Accountants  
(Firm's Registration No. 117366W/W-100018)

**Hemant M. Joshi**

Partner  
(Membership No. 38019)

Pune, May 30, 2018

## ANNEXURE B TO THE INDEPENDENT AUDITOR'S REPORT

(Referred to in paragraph 2 under 'Report on Other Legal and Regulatory Requirements' section of our report of even date)

- (i) In respect of its property plant and equipment / fixed assets:
- The Company has maintained proper records showing full particulars, including quantitative details and situation of property plant and equipment / fixed assets.
  - The property plant and equipment / fixed assets were physically verified during the year by the Management in accordance with a regular program of verification, which in our opinion, provides for physical verification of all the property plant and equipment / fixed assets at reasonable intervals. According to the information and explanations given to us no material discrepancies were noticed on such verification.
  - According to the information and explanations given to us and the records examined by us and based on the examination of the registered sale deed provided to us, we report that, the title deeds, comprising all the immovable properties of land and buildings which are freehold, are held in the name of the Company as at the balance sheet date.

Immovable properties of land and buildings whose title deeds have been pledged as security for loans, guarantees, etc., are held in the name of the Company based on the confirmations directly received by us from lenders / parties. In respect of immovable properties of land and buildings that have been taken on lease and disclosed as fixed asset in the financial statements, the lease agreements are in the name of the Company, where the Company is the lessee in the agreement, except for the following:

Particulars of the leasehold land and building	Gross block (Rs. in crore)	Net Block (Rs. in crore)	Remarks
Factory building constructed on land admeasuring 34.5 acre at Coimbatore.	55.78	24.12	The Company is in process of obtaining approval from local town planning committee

- (ii) As explained to us, the inventories were physically verified during the year by the Management at reasonable intervals and no material discrepancies were noticed on physical verification.
- (iii) The Company has not granted any loans, secured or unsecured, to companies, firms, Limited Liability Partnerships or other parties covered in the register maintained under section 189 of the Act.
- (iv) The Company has not granted any loans, made investments or provided guarantees and hence reporting under clause (iv) of the Order is not applicable. In our opinion and according to the information and explanations given to us, the Company has complied with the provisions of Sections 186 of the Act in respect of grant of loans, making investments and providing guarantees and securities, as applicable.
- (v) According to the information and explanations given to us, the Company has not accepted any deposit during the year. Accordingly, provisions of clause (v) of the Order are not applicable.
- (vi) The maintenance of cost records has been specified by the Central Government under section 148(1) of the Act. We have broadly reviewed the cost records maintained by the Company pursuant to the Companies (Cost Records and Audit) Rules, 2014, as amended prescribed by the Central Government under sub-section (1) of Section 148 of the Act and are of the opinion that, *prima facie*, the prescribed cost records have been made and maintained. We have, however, not made a detailed examination of the cost records with a view to determine whether they are accurate or complete.
- (vii) According to the information and explanations given to us, in respect of statutory dues:
- The Company has generally been regular in depositing undisputed statutory dues, including Provident Fund, Employees' State Insurance, Income-tax, Sales Tax, Service Tax, Customs Duty, Excise Duty, Value Added Tax, Goods and Service Tax, cess and other material statutory dues applicable to it to the appropriate authorities.
  - There were no undisputed amounts payable in respect of Provident Fund, Employees' State Insurance, Income-tax, Sales Tax, Service Tax, Customs Duty, Excise Duty, Value Added Tax, Goods and Service Tax, cess and other material statutory dues in arrears as at March 31, 2018 for a period of more than six months from the date they became payable.
  - Details of dues of Income-tax, Sales Tax, Service Tax, Customs Duty, Excise Duty, Value Added Tax and Goods and Service Tax which have not been deposited as on March 31, 2018 on account of disputes are given below:

Name of statute	Nature of dues	Forum where dispute is pending	Period to which the amount relates	Amount (Rs. In crore)	Amount paid under protest (Rs. In crore)
Customs Act, 1962	Customs Duty	CESTAT	2008-09, 2014-15	0.57	-
Customs Act, 1962	Customs Duty	Joint Director General of Foreign Trade	2007-08 to 2012-13	0.07	-
Finance Act, 1994	Service Tax	CESTAT	1999-2000 to 2000-01 to 2002-03, 2007-08 to 2011-12	87.24	-

- (viii) In our opinion and according to the information and explanations given to us, the Company has not defaulted in the repayment of loans or borrowings to financial institutions, banks and government and dues to debenture holders.
- (ix) The Company has not raised moneys by way of initial public offer or further public offer (including debt instruments) and the term loans have been applied by the Company during the year for the purposes for which they were raised.
- (x) To the best of our knowledge and according to the information and explanations given to us, no fraud by the Company and no material fraud on the Company by its officers or employees has been noticed or reported during the year.
- (xi) In our opinion and according to the information and explanations given to us, the Company has paid managerial remuneration in accordance with the requisite approvals mandated by the provisions of section 197 read with Schedule V to the Act.
- (xii) The Company is not a Nidhi Company and hence reporting under clause (xii) of the Order is not applicable.
- (xiii) In our opinion and according to the information and explanations given to us the Company is in compliance with Section 177 and 188 of the Act, where applicable, for all transactions with the related parties and the details of related party transactions have been disclosed in the financial statements etc. as required by the applicable accounting standards.
- (xiv) In our opinion and according to the information and explanations given to us, the Company has not made any preferential allotment or private placement of shares or fully or partly convertible debentures during the year.
- (xv) In our opinion and according to the information and explanations given to us, during the year the Company has not entered into any non-cash transactions with its directors or directors of its holding, subsidiary or associate company or persons connected with them and hence provisions of section 192 of the Act are not applicable.
- (xvi) The Company is not required to be registered under section 45-IA of the Reserve Bank of India Act, 1934.

**For Deloitte Haskins & Sells LLP**  
Chartered Accountants  
(Firm's Registration No. 117366W/W-100018)

**Hemant M. Joshi**  
Partner  
(Membership No. 38019)

Pune, May 30, 2018

**Balance sheet as at March 31, 2018**  
All amounts in Rupees Crore, unless otherwise stated

Particulars	Notes	As at March 31, 2018	As at March 31, 2017
<b>Assets</b>			
<b>Non-current assets</b>			
Property, plant and equipment	6	809.79	926.15
Capital work-in-progress	8	112.06	72.73
Investment property	9	40.79	34.14
Goodwill	7	471.80	643.36
Other intangible assets	7	147.61	185.88
Intangible assets under development	10	179.82	55.53
Investments in an associate and joint ventures	11	115.54	271.79
Financial assets			
Investments	11	2,762.92	2,894.98
Trade receivables	12	4.84	34.64
Loans	13	997.53	1,129.24
Other financial assets	14	488.22	620.46
Other non-current assets	15	26.96	31.71
		<b>6,157.88</b>	<b>6,900.61</b>
<b>Current assets</b>			
Inventories	16	1,551.81	2,275.87
Financial assets			
Investments	11	-	481.10
Trade receivables	12	1,891.93	2,306.88
Cash and cash equivalents	17	446.70	153.38
Loans	13	1,950.73	1,786.63
Other financial assets	14	195.54	103.23
Current tax assets, net		6.27	15.39
Other current assets	15	281.76	202.94
		<b>6,324.74</b>	<b>7,325.42</b>
<b>Asset classified as held for sale</b>	<b>18</b>	<b>358.40</b>	<b>-</b>
<b>Total assets</b>		<b>12,841.02</b>	<b>14,226.03</b>
<b>Equity and liabilities</b>			
<b>Equity</b>			
Equity share capital	19	1,063.95	1,004.88
Other equity	20	(710.34)	17.59
		<b>353.61</b>	<b>1,022.47</b>
<b>Non-current liabilities</b>			
Financial liabilities			
Borrowings	21	3,362.95	4,038.54
Other financial liabilities	22	9.48	201.59
Provisions	23	87.62	58.27
Other non-current liabilities	24	29.99	40.02
		<b>3,490.04</b>	<b>4,338.42</b>
<b>Current liabilities</b>			
Financial liabilities			
Borrowings	21	3,766.74	1,975.70
Trade payables	25	2,434.08	4,654.64
Other financial liabilities	22	1,337.83	678.76
Other current liabilities			
Due to customers		10.41	16.64
Other current liabilities	24	752.38	852.48
Provisions	23	695.93	686.92
		<b>8,997.37</b>	<b>8,865.14</b>
<b>Liabilities directly associated with assets classified as held for sale</b>	<b>18</b>	<b>-</b>	<b>-</b>
<b>Total equity and liabilities</b>		<b>12,841.02</b>	<b>14,226.03</b>
<b>Summary of significant accounting policies</b>	<b>2.3</b>		

The accompanying notes are an integral part of the financial statements.  
In terms of our report attached

For Deloitte Haskins and Sells LLP  
Chartered Accountants  
ICAI Firm Registration  
Number: 117366W / W-100018

Hemant M. Joshi  
Partner  
Membership No.: 038019

Place: Pune  
Date: May 30, 2018

For and on behalf of the Board of Directors of  
Suzlon Energy Limited

Tulsi R. Tanti  
Chairman and Managing Director  
DIN: 00002283

J. P. Chalasani  
Group Chief Executive Officer

Vinod R. Tanti  
Whole Time Director and Chief Operating Officer  
DIN: 00002266

Hemal A. Kanuga  
Company Secretary  
Membership No.: F4126

Place: Pune  
Date: May 30, 2018

**Statement of profit and loss for the year ended March 31, 2018**

All amounts in Rupees Crore, unless otherwise stated

Particulars	Notes	March 31, 2018	March 31, 2017
<b>Income</b>			
Revenue from operations	26	6,142.62	9,229.21
Other operating income		23.86	16.47
Other income	27	369.16	400.97
		<b>6,535.64</b>	<b>9,646.65</b>
<b>Expenses</b>			
Cost of raw materials and components consumed	28	2,745.10	5,873.44
Purchases of stock-in-trade	28	987.95	491.99
Changes in inventories of finished goods, semi-finished goods and work-in-progress	28	385.30	(823.57)
Employee benefits expense	29	278.48	415.19
Finance costs	30	1,222.84	930.71
Depreciation and amortisation expense	31	419.28	413.99
Other expenses	32	1,105.43	1,453.47
		<b>7,144.38</b>	<b>8,755.22</b>
<b>Profit / (loss) before exceptional items and tax</b>		<b>(608.74)</b>	<b>891.43</b>
Exceptional items	33	546.00	535.78
<b>Profit / (loss) before tax</b>		<b>(1,154.74)</b>	<b>355.65</b>
<b>Tax expense</b>			
Income tax	34	1.40	(0.05)
Deferred tax		-	-
<b>Profit / (loss) after tax</b>		<b>(1,156.14)</b>	<b>355.70</b>
<b>Other comprehensive income</b>			
<b>Item that will not be reclassified to profit or loss:</b>			
Re-measurements of the defined benefit plans	35	7.17	(9.94)
Income tax effect on the above		-	-
<b>Other comprehensive income for the year, net of tax</b>		<b>7.17</b>	<b>(9.94)</b>
<b>Total comprehensive income for the year</b>		<b>(1,148.97)</b>	<b>345.76</b>
<b>Earnings / (loss) per share:</b>	<b>36</b>		
- Basic earnings per share [Nominal value of share Rs 2 (Rs 2)]		(2.20)	0.71
- Diluted earnings per share [Nominal value of share Rs 2 (Rs 2)]		(2.20)	0.71
<b>Summary of significant accounting policies</b>	<b>2.3</b>		

The accompanying notes are an integral part of the financial statements.

In terms of our report attached

For Deloitte Haskins and Sells LLP  
Chartered Accountants  
ICAI Firm Registration  
Number: 117366W / W-100018

Hemant M. Joshi  
Partner  
Membership No.: 038019

Place: Pune  
Date: May 30, 2018

For and on behalf of the Board of Directors of  
Suzlon Energy Limited

Tulsi R. Tanti  
Chairman and Managing Director  
DIN: 00002283

J. P. Chalasani  
Group Chief Executive Officer

Vinod R. Tanti  
Whole Time Director and Chief Operating Officer  
DIN: 00002266

Hemal A. Kanuga  
Company Secretary  
Membership No.: F4126

Place: Pune  
Date: May 30, 2018

**Statement of changes in equity for the year ended March 31, 2018**  
All amounts in Rupees Crore, unless otherwise stated

a. Equity share capital									
Equity shares of Rs 2 each, subscribed and fully paid									
At March 31, 2016		No. in Crore	Rs in Crore						
Issue of share capital (refer Note 19)		502.05	1,004.10						
		0.39	0.78						
At March 31, 2017		502.44	1,004.88						
Issue of share capital (refer Note 19)		29.54	59.07						
At March 31, 2018		531.98	1,063.95						
b. Other equity									
	Equity component of compound financial instruments	Reserves and surplus					Total		
		Capital reserve	Capital redemption reserve	General reserve	Securities premium	Share option outstanding account		Foreign currency monetary item translation difference account	Retained earnings
As at April 1, 2016	28.50	23.30	15.00	852.99	8,844.45	53.33	(137.73)	(10,079.42)	(399.58)
Profit for the year	-	-	-	-	-	-	-	355.70	355.70
Other comprehensive income	-	-	-	-	-	-	-	(9.94)	(9.94)
Total comprehensive income	-	-	-	-	-	-	-	345.76	345.76
Conversion of FCCB's	-	-	-	-	5.24	-	-	-	5.24
Options cancelled during the year	-	-	-	0.51	-	(0.51)	-	-	-
Share based payment (refer Note 38)	-	-	-	-	-	2.24	-	-	2.24
Amortisation on long term foreign currency monetary items	-	-	-	-	-	-	72.10	-	72.10
De-recognition of security premium on FCCB	-	-	-	-	(8.17)	-	-	-	(8.17)
As at March 31, 2017	28.50	23.30	15.00	853.50	8,841.52	55.06	(65.63)	(9,733.66)	17.59
As at April 1, 2017	28.50	23.30	15.00	853.50	8,841.52	55.06	(65.63)	(9,733.66)	17.59
Loss for the year	-	-	-	-	-	-	-	(1,156.14)	(1,156.14)
Other comprehensive income	-	-	-	-	-	-	-	7.17	7.17
Total comprehensive income	-	-	-	-	-	-	-	(1,148.97)	(1,148.97)
Conversion of FCCB's	-	-	-	-	397.58	-	-	-	397.58
Options cancelled during the year	-	-	-	9.46	-	(9.46)	-	-	-
Amortisation on long term foreign currency monetary items	-	-	-	-	-	-	23.46	-	23.46
As at March 31, 2018	28.50	23.30	15.00	862.96	9,239.10	45.60	(42.17)	(10,882.63)	(710.34)



a) Refer Note 20 for nature and purpose of reserves

### Summary of significant accounting policies

2.3

In terms of our report attached

For Deloitte Haskins and Sells LLP  
Chartered Accountants  
ICAI Firm Registration  
Number: 117366W / W-100018

Hemant M. Joshi  
Partner  
Membership No.: 038019

Place: Pune  
Date: May 30, 2018

For and on behalf of the Board of Directors of  
Suzlon Energy Limited

Tulsi R. Tanti  
Chairman and Managing Director  
DIN: 00002283

J. P. Chalasani  
Group Chief Executive Officer

Vinod R. Tanti  
Whole Time Director and Chief Operating Officer  
DIN: 00002266

Hemal A. Kanuga  
Company Secretary  
Membership No.: F4126  
Place: Pune  
Date: May 30, 2018

# Statement of cash flows for the year ended March 31, 2018

All amounts in Rupees Crore, unless otherwise stated

Particulars	March 31, 2018	March 31, 2017
<b>Cash flow from operating activities</b>		
<b>Profit / (loss) before tax</b>	<b>(1,154.74)</b>	<b>355.65</b>
<b>Adjustments for:</b>		
Depreciation and amortisation	419.28	413.99
Exceptional items	546.00	535.78
Loss / (gain) on property, plant and equipments sold / discarded, net	(30.83)	0.79
Other income	(370.10)	(386.23)
Interest expenses, other borrowing cost	1,059.88	805.71
Gain on sale of mutual funds	(14.19)	(21.66)
Operation, maintenance and warranty expenditure	97.35	198.78
Liquidated damages expenditure	100.95	150.01
Performance guarantee expenditure	75.39	59.91
Loss on sale of investment	-	0.00*
Bad debts written off	11.17	-
Impairment allowance	(4.49)	3.87
Allowance / (reversal) for doubtful debts and advances	(28.62)	10.21
Exchange differences, net	(22.13)	45.86
Share-based payment expense	-	2.24
<b>Operating profit before working capital changes</b>	<b>684.92</b>	<b>2,174.91</b>
<b>Movements in working capital</b>		
(Increase) / decrease in financial assets and other assets	(109.74)	754.27
(Increase) / decrease in trade receivables	456.65	(438.84)
(Increase) / decrease in inventories	724.06	(874.71)
(Decrease) / increase in other liabilities, financial liabilities and provisions	(2,558.00)	1,190.04
<b>Cash (used in) / generated from operating activities</b>	<b>(802.11)</b>	<b>2,805.67</b>
Direct taxes paid (net of refunds)	5.94	(4.32)
<b>Net cash (used in) / generated from operating activities</b> <b>A</b>	<b>(796.17)</b>	<b>2,801.35</b>
<b>Cash flow from investing activities</b>		
Payments for purchase of property, plant and equipment including capital work-in-progress and capital advances	(292.20)	(357.36)
Investment in subsidiaries / joint ventures	(504.98)	(720.03)
Proceeds from sale of property, plant and equipments	61.23	1.36
Proceeds from sale of stake in subsidiaries / joint ventures	0.08	8.55
Income from investment property	15.13	6.92
Proceeds from sale / (purchase) of mutual fund	495.29	(192.41)
Inter-corporate deposits repaid / (granted), net	237.84	(1,059.26)
Interest received	19.55	465.05
<b>Net cash (used in) / generated from investing activities</b> <b>B</b>	<b>31.94</b>	<b>(1,847.18)</b>
<b>Cash flow from financing activities</b>		
Repayment of long-term borrowings	(56.83)	(437.56)
Proceeds from long-term borrowings	-	6.13
Proceeds from short term-borrowings, net	1,791.04	193.29
Interest and other borrowing cost paid	(676.66)	(659.57)
<b>Net cash (used in) / generated from financing activities</b> <b>C</b>	<b>1,057.55</b>	<b>(897.71)</b>
<b>Net increase in cash and cash equivalents</b> <b>A+B+C</b>	<b>293.32</b>	<b>56.46</b>
Cash and cash equivalents at the beginning of year	153.38	94.21
Add: Addition due to merger	-	2.71
<b>Cash and cash equivalents at the end of year</b>	<b>446.70</b>	<b>153.38</b>

**Statement of cash flows for the year ended March 31, 2018**

All amounts in Rupees Crore, unless otherwise stated

Components of cash and cash equivalents	As at	As at
	March 31, 2018	March 31, 2017
Balances with banks	265.54	153.15
Cheques on hand	181.00	-
Cash on hand	0.16	0.23
	<b>446.70</b>	<b>153.38</b>

\* Less than Rs 0.01 Crore

**Summary of significant accounting policies****2.3**

Note:

The figures in brackets represent outflows.

The accompanying notes are an integral part of the financial statements.  
In terms of our report attached

For Deloitte Haskins and Sells LLP  
Chartered Accountants  
ICAI Firm Registration  
Number: 117366W / W-100018

Hemant M. Joshi  
Partner  
Membership No.: 038019

Place: Pune  
Date: May 30, 2018

For and on behalf of the Board of Directors of  
Suzlon Energy Limited

Tulsi R. Tanti  
Chairman and Managing Director  
DIN: 00002283

J. P. Chalasani  
Group Chief Executive Officer

Vinod R. Tanti  
Whole Time Director and Chief Operating Officer  
DIN: 00002266

Hemal A. Kanuga  
Company Secretary  
Membership No.: F4126

Place: Pune  
Date: May 30, 2018

## Notes to financial statements for the year ended March 31, 2018

All amounts in Rupees Crore, unless otherwise stated

### 1. Company information

Suzlon Energy Limited ('SEL' or 'the Company') having CIN: L40100GJ1995PLC025447 is a public company domiciled in India and is incorporated under the provisions of the Companies Act applicable in India. Its shares are listed on two recognised stock exchanges in India. The registered office of the Company is located at "Suzlon", 5 Shrimali Society, Near Shree Krishna Complex, Navrangpura, Ahmedabad – 380 009, India. The principal place of business is its headquarters located at One Earth, Hadapsar, Pune – 411 028, India.

The Company is primarily engaged in the business of manufacturing of wind turbine generators ('WTGs') and related components of various capacities.

The financial statement were authorised for issue in accordance with a resolution of the directors on May 30, 2018.

### 2. Basis of preparation and significant accounting policies

#### 2.1 Basis of preparation

The financial statements of the Company have been prepared in accordance with Indian Accounting Standards (Ind AS) notified under section 133 of the Companies Act, 2013 read together with the Companies (Indian Accounting Standards) Rules, 2015, as amended ("the Rules").

The financial statements have been prepared on a historical cost basis, except for the following assets and liabilities which have been measured at fair value:

- Derivative financial instruments and
- Certain financial assets and liabilities measured at fair value (refer accounting policy regarding financial instruments).

The financial statements are presented in Indian Rupees and all values are rounded to the nearest Crore (INR 0,000,000) up to two decimals, except when otherwise indicated.

Financial statements for the year ended March 31, 2017 were audited by– S. R. Batliboi & Co. LLP, Pune and SNK & Co. Pune.

#### 2.2 Recent accounting developments

##### Standards issued but not yet effective

The amendments to standards that are issued, but not yet effective, up to the date of issuance of the Company's financial statements are disclosed below. The Company intends to adopt these standards, if applicable, when they become effective.

The Ministry of Corporate Affairs (MCA) has issued the Companies (Indian Accounting Standards) Amendment Rules, 2018 and has amended the following standards:

##### Appendix B to Ind AS 21 Foreign currency transactions and advance considerations:

On March 28, 2018, the Ministry of Corporate Affairs ('the MCA') notified the Companies (Indian Accounting Standards) Amendment Rules, 2018 containing Appendix B to Ind AS 21 Foreign currency transactions and advance consideration which clarifies the date of the transaction for the purpose of determining the exchange rate to use on initial recognition of the related asset, expense or income, when an entity has received or paid advance consideration in a foreign currency.

The amendment will come into force from April 1, 2018. The Company has evaluated the effect of this on the financial statements and the impact is not material.

##### Ind AS 115 Revenue from contracts with customers:

On March 28, 2018, the MCA notified Ind AS 115. The cores principle of new standard is that an entity should recognise revenue to depict the transfer of promised good or services to customers in an amount that reflects the consideration to which the entity expects to be entitled in exchange for those goods or services. Further, the new standard requires enhanced disclosures about the nature, amount, timing and uncertainty of revenue and cash flows arising from the entity's contracts with customers.

The standard permits two possible methods of transition:

- Retrospective approach – Under this approach the standard will be applied retrospectively to each reporting period presented in accordance with Ind AS 8, Accounting Policies, Changes in Accounting Estimates and Errors.

- Retrospectively with cumulative effect of initially applying the standard recognised at the date of initial application (Cumulative catch-up approach).

The effective date for adoption of Ind AS 115 is financial period beginning from April 1, 2018. The Company will adopt the standard on April 1, 2018 by using the cumulative catch-up transition method and accordingly, comparatives for the year ending or ended March 31, 2018 will not be retrospectively adjusted. The Company is evaluating the impact of adoption of Ind AS 115 and based on the preliminary assessment there shall be no material impact.

## 2.3 Summary of significant accounting policies

### a. Current versus non-current classification

The Company presents assets and liabilities in the balance sheet based on current / non-current classification. An asset is treated as current when it is:

- Expected to be realised or intended to be sold or consumed in normal operating cycle
- Held primarily for the purpose of trading
- Expected to be realised within twelve months after the reporting period, or
- Cash or cash equivalent unless restricted from being exchanged or used to settle a liability for at least twelve months after the reporting period.

All other assets are classified as non-current.

A liability is current when:

- It is expected to be settled in normal operating cycle
- It is held primarily for the purpose of trading
- It is due to be settled within twelve months after the reporting period, or
- There is no unconditional right to defer the settlement of the liability for at least twelve months after the reporting period.

Deferred tax assets and liabilities are classified as non-current assets and liabilities.

The Company classifies all other liabilities as non-current. The operating cycle is the time between the acquisition of assets for processing and their realisation in cash and cash equivalents. The Company has identified twelve months as its operating cycle.

### b. Foreign currencies

The Company's financial statements are presented in Indian Rupees, which is also the Company's functional currency.

#### Transactions and balances

Foreign currency transactions are recorded in the reporting currency, by applying to the foreign currency amount the exchange rate between the reporting currency and the foreign currency at the date of the transaction.

Foreign currency monetary items are retranslated using the exchange rate prevailing at the reporting date. Exchange differences arising on settlement or translation of monetary items are recognised in profit or loss.

Non-monetary items that are measured in terms of historical cost in a foreign currency are translated using the exchange rates at the dates of the initial transactions. Non-monetary items measured at fair value in a foreign currency are translated using the exchange rates at the date when the fair value is determined. The gain or loss arising on translation of non-monetary items measured at fair value is treated in line with the recognition of the gain or loss on the change in fair value of the item (i.e., translation differences on items whose fair value gain or loss is recognised in OCI (other comprehensive income) or profit or loss are also recognised in OCI or profit or loss, respectively).

In accordance with Ind AS 101 First time adoption of Indian accounting standard provisions related to first time adoption, the Company has elected to continue with the policy of accounting for exchange differences arising from translation of long-term foreign currency monetary items recognised in the financial statements prepared as per IGAAP (Indian Generally accepted accounting principle) for the year ended March 31, 2016. Accordingly, exchange differences arising on other long-term foreign currency monetary items (existing as at March 31, 2016) are accumulated in the "Foreign Currency Monetary Item Translation Difference Account" and amortised over the remaining life of the concerned monetary item. It is presented as a part of "Other Equity".

**c. Fair value measurement**

The Company measures financial instruments, such as, derivatives at fair value at each balance sheet date.

Fair value is the price that would be received to sell an asset or paid to transfer a liability in an orderly transaction between market participants at the measurement date. The fair value measurement is based on the presumption that the transaction to sell the asset or transfer the liability takes place either:

- In the principal market for the asset or liability, or
- In the absence of a principal market, in the most advantageous market for the asset or liability.

The principal or the most advantageous market must be accessible by the Company.

The fair value of an asset or a liability is measured using the assumptions that market participants would use when pricing the asset or liability, assuming that market participants act in their economic best interest.

A fair value measurement of a non-financial asset takes into account a market participant's ability to generate economic benefits by using the asset in its highest and best use or by selling it to another market participant that would use the asset in its highest and best use.

The Company uses valuation techniques that are appropriate in the circumstances and for which sufficient data are available to measure fair value, maximising the use of relevant observable inputs and minimising the use of unobservable inputs.

All assets and liabilities for which fair value is measured or disclosed in the financial statements are categorised within the fair value hierarchy, described as follows, based on the lowest level input that is significant to the fair value measurement as a whole:

- Level 1 - Quoted (unadjusted) market prices in active markets for identical assets or liabilities.
- Level 2 - Valuation techniques for which the lowest level input that is significant to the fair value measurement is directly or indirectly observable.
- Level 3 - Valuation techniques for which the lowest level input that is significant to the fair value measurement is unobservable.

For assets and liabilities that are recognised in the financial statements on a recurring basis, the Company determines whether transfers have occurred between levels in the hierarchy by re-assessing categorisation (based on the lowest level input that is significant to the fair value measurement as a whole) at the end of each reporting period.

The Company management determines the policies and procedures for recurring and non-recurring fair value measurement. Involvement of external valuers is decided upon annually by company management. The management decides after discussion with external valuers, about valuation technique and inputs to use for each case.

At each reporting date, the Company's management analyses the movements in the values of assets and liabilities which are required to be re-measured or re-assessed as per the Company's accounting policies. For this analysis, the Company verifies the major inputs applied in the latest valuation by agreeing the information in the valuation computation to contracts and other relevant documents.

The Company, in conjunction with the Company's external valuers, also compares the change in the fair value of each asset and liability with relevant external sources to determine whether the change is reasonable.

For the purpose of fair value disclosures, the Company has determined classes of assets and liabilities on the basis of the nature, characteristics and risks of the asset or liability and the level of the fair value hierarchy as explained above.

This note summarises accounting policy for fair value. Other fair value related disclosures are given in the relevant notes.

- Quantitative disclosures of fair value measurement hierarchy (refer Note 46)
- Investment properties (refer Note 2.3 (h))
- Financial instruments (including those carried at amortised cost) (refer Note 2.3(p))

**d. Revenue recognition**

Revenue is recognised to the extent it is probable that the economic benefits will flow to the Company and that the revenue can be reliably measured, regardless of when the payment is being made. Revenue is measured at the fair value of the consideration received or receivable, taking into account contractually



defined terms of payment and excluding taxes or duties collected on behalf of the government. The Company assesses its revenue arrangements against specific criteria, i.e., whether it has exposure to the significant risks and rewards associated with the sale of goods or the rendering of services, in order to determine if it is acting as a principal or as an agent.

Revenue is recognised, net of trade discounts, Goods and Service tax or other taxes, as applicable.

#### **Sale of goods**

Revenue from sale of goods is recognised in the statement of profit and loss when the significant risks and rewards in respect of ownership of goods have been transferred to the buyer as per the terms of the respective sales order and the Company neither continuing managerial involvement to the degree usually associated with ownership nor effective control over the goods sold. Revenue from the sale of goods is measured at the fair value of consideration received or receivable, net of returns and allowances and discounts.

Contracts to deliver wind power systems (turnkey and projects involving installation and / or commissioning apart from supply) are classified as construction contracts and the revenue from them is recognised based on the stage of completion of the individual contract using the percentage completion method, provided the order outcome as well as expected total costs can be reliably estimated. Where the profit from a contract cannot be estimated reliably, revenue is only recognised equalling the expenses incurred to the extent that it is probable that the expenses will be recovered.

Due from customers, if any, are measured at the selling price of the work performed based on the stage of completion less interim billing and expected losses. The stage of completion is measured by the proportion that the contract expenses incurred to date bear to the estimated total contract expenses. The value of components is recognised in 'Contracts in progress' upon dispatch of the complete set of components which are specifically identified for a customer and are within the scope of contract, or on completion of relevant milestones, depending on the type of contracts. Where it is probable that total contract expenses will exceed total revenues from a contract, the expected loss is recognised immediately as an expense in the statement of profit and loss.

Where the selling price of a contract cannot be estimated reliably, the selling price is measured only on the expenses incurred to the extent that it is probable that these expenses will be recovered. Prepayments from customers are recognised as liabilities. A contract in progress for which the selling price of the work performed exceeds interim billings and expected losses is recognised as an asset. Contracts in progress for which interim billings and expected losses exceed the selling price are recognised as a liability. Expenses relating to sales work and the winning of contracts are recognised in the statement of profit and loss as incurred.

#### **Operation and maintenance income**

Revenues from operation and maintenance contracts are recognised pro-rata over the period of the contract and when services are rendered.

#### **Power evacuation infrastructure facilities**

Revenue from power evacuation infrastructure facilities is recognised upon commissioning and electrical installation of the Wind Turbine Generator (WTG) to the said facilities followed by approval for commissioning of WTG from the concerned authorities.

#### **Land revenue**

Revenue from land lease activity is recognised upon the transfer of leasehold rights to the customers. Revenue from sale of land / right to sale land is recognised when significant risks and rewards in respect of title of land are transferred to the customers as per the terms of the respective sales order. Revenue from land development is recognised upon rendering of the service as per the terms of the respective sales order.

#### **Sale of services**

Revenue from sale of services is recognised in the statement of profit and loss as and when the services are rendered.

#### **Interest income**

For all financial assets measured either at amortised cost, interest income is recorded using the effective interest rate ('EIR'). EIR is the rate that exactly discounts the estimated future cash payments or receipts over the expected life of the financial instrument or a shorter period, where appropriate, to the gross carrying amount of the financial asset or to the amortised cost of a financial liability. When calculating the effective interest rate, the Company estimates the expected cash flows by considering all the contractual terms of the financial instrument (for example, prepayment, extension, call and similar options) but does not consider the expected credit losses. Interest income is included in other income in the statement of profit and loss.

## **Dividend income**

Dividend income from investments is recognised when the right to receive the payment is established, which is generally when shareholders approve the dividend.

### **e. Government grants and subsidies**

Grants and subsidies from the government are recognised when there is reasonable assurance that (i) the Company will comply with the conditions attached to them, and (ii) the grant / subsidy will be received.

When the grant or subsidy relates to revenue, it is recognised as income on a systematic basis in the statement of profit and loss over the periods necessary to match them with the related costs, which they are intended to compensate. Where the grant relates to an asset, it is recognised as deferred income and released to income in equal amounts over the expected useful life of the related asset.

When the Company receives grants of non-monetary assets, the asset and the grant are recorded at fair value amounts and released to profit or loss over the expected useful life in a pattern of consumption of the benefit of the underlying asset i.e. by equal annual instalments. When loans or similar assistance are provided by governments or related institutions, with an interest rate below the current applicable market rate, the effect of this favourable interest is regarded as a government grant. The loan or assistance is initially recognised and measured at fair value and the government grant is measured as the difference between the initial carrying value of the loan and the proceeds received. The loan is subsequently measured as per the accounting policy applicable to financial liabilities.

### **f. Taxes**

#### **Current income tax**

Current income tax assets and liabilities are measured at the amount expected to be recovered from or paid to the taxation authorities. The tax rates and tax laws used to compute the amount are those that are enacted or substantively enacted, at the reporting date.

Current income tax relating to items recognised outside profit or loss is recognised either in other comprehensive income or in equity. Current tax items are recognised in correlation to the underlying transaction either in OCI or directly in equity. Management periodically evaluates the positions taken in the tax returns with respect to situations in which applicable tax regulations are subject to interpretation and establishes provisions where appropriate.

#### **Deferred tax**

Deferred tax is provided using the balance sheet method on temporary differences between the tax bases of assets and liabilities and their carrying amounts for financial reporting purposes at the reporting date.

Deferred tax liabilities are recognised for all taxable temporary differences, except:

- When the deferred tax liability arises from the initial recognition of goodwill or an asset or liability in a transaction that is not a business combination and, at the time of the transaction, affects neither the accounting profit nor taxable profit or loss.
- In respect of taxable temporary differences associated with investments in subsidiaries, associates and interests in joint ventures, when the timing of the reversal of the temporary differences can be controlled and it is probable that the temporary differences will not reverse in the foreseeable future.

Deferred tax assets are recognised for all deductible temporary differences, the carry forward of unused tax credits and any unused tax losses. Deferred tax assets are recognised to the extent that it is probable that taxable profit will be available against which the deductible temporary differences, and the carry forward of unused tax credits and unused tax losses can be utilised, except:

- When the deferred tax asset relating to the deductible temporary difference arises from the initial recognition of an asset or liability in a transaction that is not a business combination and, at the time of the transaction, affects neither the accounting profit nor taxable profit or loss
- In respect of deductible temporary differences associated with investments in subsidiaries, associates and interests in joint ventures, deferred tax assets are recognised only to the extent that it is probable that the temporary differences will reverse in the foreseeable future and taxable profit will be available against which the temporary differences can be utilised

The carrying amount of deferred tax assets is reviewed at each reporting date and reduced to the extent that it is no longer probable that sufficient taxable profit will be available to allow all or part of the deferred tax asset to be utilised. Unrecognised deferred tax assets are re-assessed at each reporting date and are recognised to the extent that it has become probable that future taxable profits will allow the deferred tax asset to be recovered.

Deferred tax assets and liabilities are measured at the tax rates that are expected to apply in the year when the asset is realised or the liability is settled, based on tax rates (and tax laws) that have been enacted or substantively enacted at the reporting date.

Deferred tax relating to items recognised outside profit or loss is recognised outside profit or loss (either in other comprehensive income or in equity). Deferred tax items are recognised in correlation to the underlying transaction either in OCI or directly in equity.

Deferred tax assets and deferred tax liabilities are offset if a legally enforceable right exists to set off current tax assets against current tax liabilities and the deferred taxes relate to the same taxable entity and the same taxation authority.

**g. Property, plant and equipment ('PPE')**

Property, plant and equipment are stated at cost, net of accumulated depreciation and accumulated impairment loss, if any. Such cost includes the cost of replacing part of the plant and equipment and borrowing costs for long-term construction projects if the recognition criteria are met. When significant parts of plant and equipment are required to be replaced at intervals, the Company depreciates them separately based on their specific useful lives.

Capital work-in-progress comprises of the cost of PPE that are not yet ready for their intended use as at the balance sheet date.

Likewise, when a major inspection is performed, its cost is recognised in the carrying amount of the plant and equipment as a replacement if the recognition criteria are satisfied. All other repair and maintenance costs are recognised in the statement of profit and loss when they are incurred.

Depreciation is calculated on the written down value method ('WDV') based on the useful lives and residual values estimated by the management in accordance with Schedule II to the Companies Act, 2013. The identified components are depreciated separately over their useful lives; the remaining components are depreciated over the life of the principal asset.

Depreciation is calculated on a written down value over the estimated useful lives of the assets (As per Schedule II to the Companies Act) as follows:

Type of asset	Useful lives (years)
Buildings	28 to 58
Plant and machinery	15 to 22
Moulds	15 years or useful life based on usage, Whichever is higher
Wind research and measuring equipment	4
Computers and office equipment	3 to 5
Furniture and fixtures	10
Vehicles	10

Leasehold land is amortised on a straight line basis over the period of lease.

Gains or losses arising from de recognition of property, plant and equipment are measured as the difference between the net disposal proceeds and the carrying amount of the asset on the date of disposal and are recognised in the statement of profit and loss when the asset is derecognised.

The residual values, useful lives and methods of depreciation of property, plant and equipment are reviewed at each financial year end and adjusted prospectively, if appropriate.

**h. Investment properties**

Investment properties are measured initially at cost, including transaction costs. Subsequent to initial recognition, investment properties are stated at cost less accumulated depreciation and accumulated impairment loss, if any.

The cost includes the cost of replacing parts and borrowing costs for long-term construction projects if the recognition criteria are met. When significant parts of the investment property are required to be replaced at intervals, the Company depreciates them separately based on their specific useful lives. All other repair and maintenance costs are recognised in profit or loss as incurred.

The Company depreciates building component of investment property over 58 years from the date of original purchase / date of capitalisation.

Though the Company measures investment property using cost based measurement, the fair value of investment property is disclosed in the notes.

Investment properties are derecognised either when they have been disposed of or when they are permanently withdrawn from use and no future economic benefit is expected from their disposal. The difference between the net disposal proceeds and the carrying amount of the asset is recognised in profit or loss in the period of de-recognition.

#### i. Intangible assets

Intangible assets acquired separately are measured on initial recognition at cost. The cost of intangible assets acquired in a business combination is their fair value at the date of acquisition. Following initial recognition, intangible assets are carried at cost less any accumulated amortisation and accumulated impairment losses, if any. Internally generated intangibles, excluding capitalised development costs, are not capitalised and the related expenditure is reflected in statement of profit and loss in the year in which the expenditure is incurred.

Intangible assets are amortised over the useful economic life and assessed for impairment whenever there is an indication that the intangible asset may be impaired. The amortisation period and the amortisation method are reviewed at least at the end of each reporting period. Changes in the expected useful life or the expected pattern of consumption of future economic benefits embodied in the asset are considered to modify the amortisation period or method, as appropriate, and are treated as changes in accounting estimates. Intangible assets are amortized on a straight line basis over the estimated useful economic life.

Gains or losses arising from de-recognition of an intangible asset are measured as the difference between the net disposal proceeds and the carrying amount of the asset and are recognised in the statement of profit and loss when the asset is derecognised.

#### Research and development costs

Research costs are expensed as incurred. Development expenditures on an individual project are recognised as an intangible asset when the Company can demonstrate:

- The technical feasibility of completing the intangible asset so that the asset will be available for use or sale
- Its intention to complete and its ability and intention to use or sell the asset
- How the asset will generate future economic benefits
- The availability of resources to complete the asset
- The ability to measure reliably the expenditure during development

Following initial recognition of the development expenditure as an asset, the asset is carried at cost less any accumulated amortisation and accumulated impairment losses. Amortisation of the asset begins when development is complete and the asset is available for use. It is amortised on a straight line basis over the period of expected future benefit from the related project, i.e., the estimated useful life. Amortisation is recognised in the statement of profit and loss. During the period of development, the asset is tested for impairment annually.

Intangible assets are amortised on a straight line basis over the estimated useful economic life which generally does not exceed five years.

A summary of amortisation policies applied to the Company's acquired and internally generated intangible assets is as below:

Type of asset	Basis
Design and drawings	Straight line basis over a period of five years
SAP and other software	Straight line basis over a period of five years
Goodwill	Amortisation as per law or acquired cost less impairment allowance, as applicable

#### j. Borrowing costs

Borrowing costs directly attributable to the acquisition, construction or production of a qualifying asset that necessarily takes a substantial period of time to get ready for its intended use or sale are capitalised as part of the cost of the asset. All other borrowing costs are expensed in the period in which they occur. Borrowing costs consist of interest and other costs that an entity incurs in connection with the borrowing of funds. Borrowing cost also includes exchange differences to the extent regarded as an adjustment to the borrowing costs.

#### k. Leases

The determination of whether an arrangement is (or contains) a lease is based on the substance of the arrangement at the inception of the lease. The arrangement is, or contains, a lease if fulfilment of the arrangement is dependent on the use of a specific asset or assets and the arrangement conveys a right to use the asset or assets, even if that right is not explicitly specified in an arrangement.

**Company as a lessee**

Leases, where the lessor effectively retains substantially all the risks and benefits of ownership of the leased item, are classified as operating leases. Operating lease payments are recognised as an expense in the statement of profit and loss on a straight-line basis over the lease term. Initial direct costs such as legal costs, brokerage costs, etc. are recognised immediately in the statement of profit and loss.

**Company as a lessor**

Leases in which the Company does not transfer substantially all the risks and benefits of ownership of the asset are classified as operating leases. Assets subject to operating leases other than land and building are included in property, plant and equipment. Lease income on an operating lease is recognised in the statement of profit and loss on a straight-line basis over the lease term. Costs, including depreciation, are recognised as an expense in the statement of profit and loss.

**l. Inventories**

Inventories of raw materials including stores and spares and consumables, packing materials, semi-finished goods, components, work-in-progress, project work-in-progress and finished goods are valued at the lower of cost and estimated net realisable value. Cost is determined on weighted average basis. The cost of work-in-progress, project work-in-progress, semi-finished goods and finished goods includes the cost of material, labour and a proportion of manufacturing overheads.

Stock of land and land lease rights is valued at lower of cost and estimated net realisable value.

Cost is determined on weighted average basis. Net realisable value is the estimated selling price in the ordinary course of business, less estimated costs of completion and the estimated costs necessary to make the sale.

**m. Provisions****General**

Provisions are recognised when the Company has a present obligation (legal or constructive) as a result of a past event, it is probable that an outflow of resources embodying economic benefits will be required to settle the obligation and a reliable estimate can be made of the amount of the obligation.

If the effect of the time value of money is material, provisions are discounted using a current pre-tax rate that reflects, when appropriate, the risks specific to the liability. When discounting is used, the increase in the provision due to the passage of time is recognised as a finance cost.

**Liquidity damages**

Liquidated damages ('LD') represents the expected claims which the Company may need to pay for non-fulfilment of certain commitments as per the terms of the respective sales / purchase contracts. These are determined on a case to case basis considering the dynamics of each contract and the factors relevant to that sale.

**Operation, maintenance and warranty provisions**

Operation, maintenance and warranty ('O&M') represents the expected liability on account of field failure of parts of Wind Turbine Generators ('WTG') and expected expenditure of servicing the WTGs over the period of free operation, maintenance and warranty, which varies according to the terms of each sales order.

**n. Retirement and other employee benefits**

Retirement benefits in the form of provident fund, employee state insurance and superannuation fund are defined contribution schemes. The Company has no obligation other than the contribution payable to the funds and the contribution payable to fund is recognised as an expense, when an employee renders the related service. If the contribution payable to the scheme for service received before the balance sheet date exceeds the contribution already paid, the deficit payable to the scheme is recognised as a liability after deducting the contribution already paid. If the contribution already paid exceeds the contribution due for services received before the balance sheet date, then excess is recognized as an asset to the extent that the pre-payment will lead to, for example, a reduction in future payment or a cash refund.

Retirement benefits in the form of gratuity is defined benefit obligations and is provided for on the basis of an actuarial valuation, using projected unit credit method as at each balance sheet date.

Re-measurements, comprising of actuarial gains and losses, the effect of the asset ceiling, excluding amounts included in net interest on the net defined benefit liability and the return on plan assets (excluding amounts included in net interest on the net defined benefit liability), are recognised immediately in the balance sheet with a corresponding debit or credit to retained earnings through OCI in the period in which they occur. Re-measurements are not reclassified to statement of profit and loss in subsequent periods.

Net interest is calculated by applying the discount rate to the net defined benefit liability or asset. The Company recognised the following changes in defined benefit obligation as an expense in statement of profit or loss:

- Service cost comprising of current service cost, past service cost, gains and loss on entitlements and non-routine settlement.
- Net interest expenses or income.

Short-term compensated absences are provided based on estimates. Long term compensated absences and other long-term employee benefits are provided for on the basis of an actuarial valuation, using projected unit credit method, as at each balance sheet date. As the Company does not have an unconditional right to defer its settlement for 12 months after the reporting date, the entire leave is presented as a current liability in the balance sheet and expenses recognised in statement of profit and loss account.

**o. Share-based payments**

Employees of the Company receive remuneration in the form of share based payment transactions, whereby employees render services as consideration for equity instruments (equity-settled transactions).

**Equity-settled transactions**

The cost of equity-settled transactions is determined by the fair value at the date when the grant is made using an appropriate valuation model.

That cost is recognised, together with a corresponding increase in share option outstanding account in equity, over the period in which the performance and / or service conditions are fulfilled in employee benefits expense.

The cumulative expense recognised for equity-settled transactions at each reporting date until the vesting date reflects the extent to which the vesting period has expired and the Company's best estimate of the number of equity instruments that will ultimately vest. The statement of profit and loss expense or credit for a period represents the movement in cumulative expense recognised as at the beginning and end of that period and is recognised in employee benefits expense.

Service and non-market performance conditions are not taken into account when determining the grant date fair value of awards, but the likelihood of the conditions being met is assessed as part of the Company's best estimate of the number of equity instruments that will ultimately vest. Market performance conditions are reflected within the grant date fair value. Any other conditions attached to an award, but without an associated service requirement, are considered to be non-vesting conditions. Non-vesting conditions are reflected in the fair value of an award and lead to an immediate expensing of an award unless there are also service and / or performance conditions.

No expense is recognised for awards that do not ultimately vest because non-market performance and / or service conditions have not been met. Where awards include a market or non-vesting condition, the transactions are treated as vested irrespective of whether the market or non-vesting condition is satisfied, provided that all other performance and / or service conditions are satisfied.

When the terms of an equity-settled award are modified, the minimum expense recognised is the expense had the terms had not been modified, if the original terms of the award are met. An additional expense is recognised for any modification that increases the total fair value of the share-based payment transaction, or is otherwise beneficial to the employee as measured at the date of modification. Where an award is cancelled by the entity or by the counterparty, any remaining element of the fair value of the award is expensed immediately through profit or loss.

The dilutive effect of outstanding options is reflected as additional share dilution in the computation of diluted earnings per share.

**p. Financial instruments**

A financial instrument is any contract that gives rise to a financial asset of one entity and a financial liability or equity instrument of another entity.

**Financial assets**

***Initial recognition and measurement***

All financial assets are recognised initially at fair value plus, in the case of financial assets not recorded at fair value through profit or loss, transaction costs that are attributable to the acquisition of the financial asset.

***Subsequent measurement***

For purposes of subsequent measurement, financial assets are classified in four categories:

- Debt instruments at amortized cost



- Debt instruments at fair value through other comprehensive income ('FVTOCI')
- Debt instruments, derivatives and equity instruments at fair value through profit or loss ('FVTPL')
- Equity instruments measured at fair value through other comprehensive income ('FVTOCI')

#### **Debt instruments at amortised cost**

A 'debt instrument' is measured at the amortised cost if both the following conditions are met:

- The asset is held within a business model whose objective is to hold assets for collecting contractual cash flows, and
- Contractual terms of the asset give rise on specified dates to cash flows that are solely payments of principal and interest ('SPPI') on the principal amount outstanding.

This category is the most relevant to the Company. After initial measurement, such financial assets are subsequently measured at amortised cost using the effective interest rate ('EIR') method. Amortised cost is calculated by taking into account any discount or premium on acquisition and fees or costs that are an integral part of the EIR. The EIR amortisation is included in other income in the statement of profit and loss. The losses arising from impairment are recognised in the statement of profit and loss. This category generally applies to trade and other receivables.

#### **Debt instrument at FVTOCI**

A 'debt instrument' is classified as at the FVTOCI if both of the following criteria are met:

- The objective of the business model is achieved both by collecting contractual cash flows and selling the financial assets, and
- The asset's contractual cash flows represent SPPI.

Debt instruments included within the FVTOCI category are measured initially as well as at each reporting date at fair value. Fair value movements are recognized in the OCI. However, the Company recognizes interest income, impairment losses & reversals and foreign exchange gain or loss in the P&L. On de-recognition of the asset, cumulative gain or loss previously recognised in OCI is reclassified from the equity to P&L. Interest earned whilst holding FVTOCI debt instrument is reported as interest income using the EIR method.

The Company has not designated any financial asset as at FVTOCI.

#### **Debt instrument at FVTPL**

FVTPL is a residual category for debt instruments. Any debt instrument, which does not meet the criteria for categorisation as at amortised cost or as FVTOCI, is classified as at FVTPL.

In addition, the Company may elect to designate a debt instrument, which otherwise meets amortised cost or FVTOCI criteria, as at FVTPL. However, such election is allowed only if doing so reduces or eliminates a measurement or recognition inconsistency (referred to as 'accounting mismatch').

Debt instruments included within the FVTPL category are measured at fair value with all changes recognised in the P&L.

#### **Equity investments**

All equity investments in scope of Ind AS 109 are measured at fair value. Equity instruments which are held for trading and contingent consideration recognised by an acquirer in a business combination to which Ind AS 103 Business Combinations applies are classified as at FVTPL. For all other equity instruments, the Company may make an irrevocable election to present in other comprehensive income subsequent changes in the fair value. The Company makes such election on an instrument by- instrument basis. The classification is made on initial recognition and is irrevocable.

If the Company decides to classify an equity instrument as at FVTOCI, then all fair value changes on the instrument, excluding dividends, are recognized in the OCI. There is no recycling of the amounts from OCI to P&L, even on sale of investment. However, the Company may transfer the cumulative gain or loss within equity.

Equity instruments included within the FVTPL category are measured at fair value with all changes recognized in the P&L.

Investment in equity shares, compulsorily convertible debentures and compulsory convertible preference shares of subsidiaries, associates and joint ventures have been measured at cost less impairment allowance, if any.

#### **De-recognition**

A financial asset (or, where applicable, a part of a financial asset or part of a Company of similar financial assets) is primarily derecognised (i.e. removed from the Company's balance sheet) when:

- The rights to receive cash flows from the asset have expired, or
- The Company has transferred its rights to receive cash flows from the asset or has assumed an obligation to pay the received cash flows in full without material delay to a third party under a 'pass-through' arrangement; and either:
  - a) the Company has transferred substantially all the risks and rewards of the asset, or
  - b) The Company has neither transferred nor retained substantially all the risks and rewards of the asset, but has transferred control of the asset.

When the Company has transferred its rights to receive cash flows from an asset or has entered into a pass-through arrangement, it evaluates if and to what extent it has retained the risks and rewards of ownership. When it has neither transferred nor retained substantially all of the risks and rewards of the asset, nor transferred control of the asset, the Company continues to recognise the transferred asset to the extent of the Company's continuing involvement. In that case, the Company also recognises an associated liability. The transferred asset and the associated liability are measured on a basis that reflects the rights and obligations that the Company has retained.

Continuing involvement that takes the form of a guarantee over the transferred asset is measured at the lower of the original carrying amount of the asset and the maximum amount of consideration that the Company could be required to repay.

#### **Impairment of financial assets**

In accordance with Ind AS 109, the Company applies expected credit loss (ECL) model for measurement and recognition of impairment loss on the following financial assets and credit risk exposure:

- a) Financial assets that are debt instruments, and are measured at amortised cost e.g., loans, debt securities, deposits, trade receivables and bank balance
- b) Financial assets that are debt instruments and are measured as at FVTOCI
- c) Trade receivables or any contractual right to receive cash or another financial asset that result from transactions that are within the scope of Ind AS 11 Construction contracts and Ind AS 18 Revenue
- d) Loan commitments which are not measured as at FVTPL
- e) Financial guarantee contracts which are not measured as at FVTPL

The Company follows 'simplified approach' for recognition of impairment loss allowance on trade receivables or contract revenue receivables. The application of simplified approach does not require the Company to track changes in credit risk. Rather, it recognises impairment loss allowance based on lifetime ECLs at each reporting date, right from its initial recognition.

For recognition of impairment loss on other financial assets and risk exposure, the Company determines that whether there has been a significant increase in the credit risk since initial recognition. If credit risk has not increased significantly, 12-month ECL is used to provide for impairment loss. However, if credit risk has increased significantly, lifetime ECL is used. If, in a subsequent period, credit quality of the instrument improves such that there is no longer a significant increase in credit risk since initial recognition, then the entity reverts to recognising impairment loss allowance based on 12-month ECL.

Lifetime ECL are the expected credit losses resulting from all possible default events over the expected life of a financial instrument. The 12-month ECL is a portion of the lifetime ECL which results from default events that are possible within 12 months after the reporting date.

ECL is the difference between all contractual cash flows that are due to the Company in accordance with the contract and all the cash flows that the entity expects to receive (i.e., all cash shortfalls), discounted at the original EIR. When estimating the cash flows, an entity is required to consider:

- All contractual terms of the financial instrument (including prepayment, extension, call and similar options) over the expected life of the financial instrument. However, in rare cases when the expected life of the financial instrument cannot be estimated reliably, then the entity is required to use the remaining contractual term of the financial instrument.
- Trade receivables do not carry any interest and are stated at their nominal value as reduced by appropriate allowances for estimated irrecoverable amounts. Estimated irrecoverable amounts are based on the ageing of the receivables balance and historical experience. Individual trade receivables are written off when management deems them not to be collectible.

ECL impairment loss allowance (or reversal) recognised during the period is recognised as income / expense in the statement of profit and loss. This amount is reflected under the head 'other expenses' in the profit and loss. The balance sheet presentation for various financial instruments is described below:

- *Financial assets measured as at amortised cost and contractual revenue receivables:* ECL is presented as an allowance, i.e., as an integral part of the measurement of those assets in the balance sheet. The allowance reduces the net carrying amount. Until the asset meets write-off

criteria, the Company does not reduce impairment allowance from the gross carrying amount.

- *Loan commitments and financial guarantee contracts:* ECL is presented as a provision in the balance sheet, i.e. as a liability.
- *Debt instruments measured at FVTOCI:* Since financial assets are already reflected at fair value, impairment allowance is not further reduced from its value. Rather, ECL amount is presented as 'accumulated impairment amount' in the OCI.

For assessing increase in credit risk and impairment loss, the Company combines financial instruments on the basis of shared credit risk characteristics with the objective of facilitating an analysis that is designed to enable significant increases in credit risk to be identified on a timely basis.

## Financial liabilities

### Initial recognition and measurement

Financial liabilities are classified, at initial recognition, as financial liabilities at fair value through profit or loss, loans and borrowings, payables, or as derivatives designated as hedging instruments in an effective hedge, as appropriate.

All financial liabilities are recognised initially at fair value and, in the case of loans and borrowings and payables, net of directly attributable transaction costs.

The Company's financial liabilities include trade and other payables, loans and borrowings including bank overdrafts, financial guarantee contracts and derivative financial instruments.

### Subsequent measurement

The measurement of financial liabilities depends on their classification, as described below:

#### Financial liabilities at fair value through profit or loss

Financial liabilities at fair value through profit or loss include financial liabilities held for trading and financial liabilities designated upon initial recognition as at fair value through profit or loss. Financial liabilities are classified as held for trading if they are incurred for the purpose of repurchasing in the near term. This category also includes derivative financial instruments entered into by the Company that are not designated as hedging instruments in hedge relationships as defined by Ind AS 109. Separated embedded derivatives are also classified as held for trading unless they are designated as effective hedging instruments.

Gains or losses on liabilities held for trading are recognised in the profit or loss.

Financial liabilities designated upon initial recognition at fair value through profit or loss are designated as such at the initial date of recognition, and only if the criteria in Ind AS 109 are satisfied. For liabilities designated as FVTPL, fair value gains / losses attributable to changes in own credit risk are recognised in OCI. These gains / loss are not subsequently transferred to P&L. However, the Company may transfer the cumulative gain or loss within equity. All other changes in fair value of such liability are recognised in the statement of profit and loss. The Company has not designated any financial liability as at fair value through profit and loss.

#### Loans and borrowings

This is the category most relevant to the Company. After initial recognition, interest-bearing loans and borrowings are subsequently measured at amortised cost using the EIR method. Gains and losses are recognised in profit or loss when the liabilities are derecognised as well as through the EIR amortisation process.

Amortised cost is calculated by taking into account any discount or premium on acquisition and fees or costs that are an integral part of the EIR. The EIR amortisation is included as finance costs in the statement of profit and loss.

This category generally applies to borrowings.

#### Financial guarantee contracts

Financial guarantee contracts issued by the Company are those contracts that require a payment to be made to reimburse the holder for a loss it incurs because the specified debtor fails to make a payment when due in accordance with the terms of a debt instrument. Financial guarantee contracts are recognised initially as a liability at fair value, adjusted for transaction costs that are directly attributable to the issuance of the guarantee. Subsequently, the liability is measured at the higher of the amount of loss allowance determined as per impairment requirements of Ind AS 109 and the amount recognised less cumulative amortisation.

The Company on a contract by contract basis, elects to account for financial guarantee contracts, as a financial instrument or as an insurance contract, as specified in Ind AS 109 of Financial Instrument and Ind AS 104 on Insurance Contracts. For insurance contract, the Company performs a liability adequacy test (i.e. assesses the likelihood of any pay-out based on current discounted estimates of future cash flows), and any deficiency is recognised in statement of profit and loss.

### **De-recognition**

A financial liability is derecognised when the obligation under the liability is discharged or cancelled or expires. When an existing financial liability is replaced by another from the same lender on substantially different terms, or the terms of an existing liability are substantially modified, such an exchange or modification is treated as the de recognition of the original liability and the recognition of a new liability. The difference in the respective carrying amounts is recognised in the statement of profit and loss.

### **Embedded derivatives**

An embedded derivative is a component of a hybrid (combined) instrument that also includes a non-derivative host contract – with the effect that some of the cash flows of the combined instrument vary in a way similar to a standalone derivative. An embedded derivative causes some or all of the cash flows that otherwise would be required by the contract to be modified according to a specified interest rate, financial instrument price, commodity price, foreign exchange rate, index of prices or rates, credit rating or credit index, or other variable, provided in the case of a non-financial variable that the variable is not specific to a party to the contract. Reassessment only occurs if there is either a change in the terms of the contract that significantly modifies the cash flows that would otherwise be required or a reclassification of a financial asset out of the fair value through profit or loss.

If the hybrid contract contains a host that is a financial asset within the scope of Ind AS 109, the Company does not separate embedded derivatives. Rather, it applies the classification requirements contained in Ind AS 109 to the entire hybrid contract. Derivatives embedded in all other host contracts are accounted for as separate derivatives and recorded at fair value if their economic characteristics and risks are not closely related to those of the host contracts and the host contracts are not held for trading or designated at fair value through profit or loss. These embedded derivatives are measured at fair value with changes in fair value recognised in profit or loss, unless designated as effective hedging instruments.

### **Reclassification of financial assets and liabilities**

The Company determines classification of financial assets and liabilities on initial recognition. After initial recognition, no reclassification is made for financial assets which are equity instruments and financial liabilities. For financial assets which are debt instruments, a reclassification is made only if there is a change in the business model for managing those assets. Changes to the business model are expected to be infrequent. The Company's senior management determines change in the business model as a result of external or internal changes which are significant to the Company's operations. Such changes are evident to external parties. A change in the business model occurs when the Company either begins or ceases to perform an activity that is significant to its operations. If the Company reclassifies financial assets, it applies the reclassification prospectively from the reclassification date which is the first day of the immediately next reporting period following the change in business model. The Company does not restate any previously recognised gains, losses (including impairment gains or losses) or interest.

### **Offsetting of financial instruments**

Financial assets and financial liabilities are offset and the net amount is reported in the balance sheet if there is a currently enforceable legal right to offset the recognised amounts and there is an intention to settle on a net basis, to realise the assets and settle the liabilities simultaneously.

## **q. Derivative financial instruments and hedge accounting**

### **Initial recognition and subsequent measurement**

The Company uses derivative financial instruments, such as forward currency contracts to hedge its foreign currency risks. Such derivative financial instruments are initially recognised at fair value on the date on which a derivative contract is entered into and are subsequently re-measured at fair value. Derivatives are carried as financial assets when the fair value is positive and as financial liabilities when the fair value is negative.

The purchase contracts that meet the definition of a derivative under Ind AS 109 are recognised in the statement of profit and loss. Commodity contracts that are entered into and continue to be held for the purpose of the receipt or delivery of a non-financial item in accordance with the Company's expected purchase, sale or usage requirements are held at cost.

Any gains or losses arising from changes in the fair value of derivatives are taken directly to profit or loss, except for the effective portion of cash flow hedges, which is recognised in OCI and later reclassified to profit or loss when the hedge item affects profit or loss or treated as basis adjustment if a hedged forecast transaction subsequently results in the recognition of a non-financial asset or non-financial liability.

For the purpose of hedge accounting, hedges are classified as:

- Fair value hedges when hedging the exposure to changes in the fair value of a recognised asset or liability or an unrecognised firm commitment
- Cash flow hedges when hedging the exposure to variability in cash flows that is either attributable to a particular risk associated with a recognised asset or liability or a highly probable forecast transaction or the foreign currency risk in an unrecognised firm commitment

- Hedges of a net investment in a foreign operation

At the inception of a hedge relationship, the Company formally designates and documents the hedge relationship to which the Company wishes to apply hedge accounting and the risk management objective and strategy for undertaking the hedge. The documentation includes the Company's risk management objective and strategy for undertaking hedge, the hedging / economic relationship, the hedged item or transaction, the nature of the risk being hedged, hedge ratio and how the entity will assess the effectiveness of changes in the hedging instrument's fair value in offsetting the exposure to changes in the hedged item's fair value or cash flows attributable to the hedged risk. Such hedges are expected to be highly effective in achieving offsetting changes in fair value or cash flows and are assessed on an ongoing basis to determine that they actually have been highly effective throughout the financial reporting periods for which they were designated.

Hedges that meet the strict criteria for hedge accounting are accounted for, as described below:

**i) Fair value hedges**

The change in the fair value of a hedging instrument is recognised in the statement of profit and loss as finance costs. The change in the fair value of the hedged item attributable to the risk hedged is recorded as part of the carrying value of the hedged item and is also recognised in the statement of profit and loss as finance costs.

For fair value hedges relating to items carried at amortised cost, any adjustment to carrying value is amortised through profit or loss over the remaining term of the hedge using the EIR method. EIR amortisation may begin as soon as an adjustment exists and no later than when the hedged item ceases to be adjusted for changes in its fair value attributable to the risk being hedged.

If the hedged item is derecognised, the unamortised fair value is recognised immediately in profit or loss. When an unrecognised firm commitment is designated as a hedged item, the subsequent cumulative change in the fair value of the firm commitment attributable to the hedged risk is recognised as an asset or liability with a corresponding gain or loss recognised in profit and loss.

**ii) Cash flow hedges**

The effective portion of the gain or loss on the hedging instrument is recognised in OCI in the cash flow hedge reserve, while any ineffective portion is recognised immediately in the statement of profit and loss.

The Company uses forward currency contracts as hedges of its exposure to foreign currency risk in forecast transactions and firm commitments, as well as forward commodity contracts for its exposure to volatility in the commodity prices. The ineffective portion relating to foreign currency contracts is recognised in finance costs and the ineffective portion relating to commodity contracts is recognised in other income or expenses. Amounts recognised as OCI are transferred to profit or loss when the hedged transaction affects profit or loss, such as when the hedged financial income or financial expense is recognised or when a forecast sale occurs. When the hedged item is the cost of a non-financial asset or non-financial liability, the amounts recognised as OCI are transferred to the initial carrying amount of the non-financial asset or liability.

If the hedging instrument expires or is sold, terminated or exercised without replacement or rollover (as part of the hedging strategy), or if its designation as a hedge is revoked, or when the hedge no longer meets the criteria for hedge accounting, any cumulative gain or loss previously recognised in OCI remains separately in equity until the forecast transaction occurs or the foreign currency firm commitment is met.

**iii) Foreign exchange forward contract**

While the Company entered into other foreign exchange forwards contract with the intention of reducing the foreign exchange risk of expected sales and purchases, these other contracts are not designated in hedge relationships and are measured at fair value through profit and loss.

**r. Earnings / (loss) per share**

Basic earnings / (loss) per share are calculated by dividing the net profit / (loss) for the year attributable to equity shareholders by the weighted average number of equity shares outstanding during the year. The weighted average number of equity shares outstanding during the year are adjusted for any bonus shares, share splits or reverse splits issued during the year and also after the balance sheet date but before the date the financial statements are approved by the board of directors. For the purpose of calculating diluted earnings / (loss) per share, the net profit / (loss) for the year attributable to equity shareholders and the weighted average number of shares outstanding during the year are adjusted for the effects of all dilutive potential equity shares.

The number of equity shares and potentially dilutive equity shares are adjusted for bonus shares, share splits or reverse splits as appropriate. The dilutive potential equity shares are adjusted for the proceeds receivable, had the shares been issued at fair value. Dilutive potential equity shares are deemed converted as of the beginning of the year, unless issued at a later date.

**s. Cash and cash equivalents**

Cash and cash equivalents in the balance sheet comprise cash at banks and in hand and short-term deposits with an original maturity of three months or less, which are subject to an insignificant risk of changes in value.

**t. Impairment of non-financial assets**

The Company assesses at each reporting date whether there is an indication that an asset may be impaired. If any indication exists, or when annual impairment testing for an asset is required, the Company estimates the asset's recoverable amount. An asset's recoverable amount is the higher of an asset's or cash-generating unit's ('CGU') net selling price and its value in use. The recoverable amount is determined for an individual asset, unless the asset does not generate cash inflows that are largely independent of those from other assets or groups of assets. Where the carrying amount of an asset or CGU exceeds its recoverable amount, the asset is considered impaired and is written down to its recoverable amount. Impairment losses are recognised in the statement of profit and loss.

In assessing value in use, the estimated future cash flows are discounted to their present value using a pre-tax discount rate that reflects current market assessments of the time value of money and the risks specific to the asset. In determining net selling price, recent market transactions are taken into account, if available. If no such transactions can be identified, an appropriate valuation model is used.

The Company bases its impairment calculation on detailed budgets and forecast calculations, which are prepared separately for each of the Company's CGUs to which the individual assets are allocated. These budgets and forecast calculations generally cover a period of five years. For longer periods, a long-term growth rate is calculated and applied to project future cash flows after the fifth year. To estimate cash flow projections beyond periods covered by the most recent budgets/ forecasts, the Company extrapolates cash flow projections in the budget using a steady or declining growth rate for subsequent years, unless an increasing rate can be justified. In any case, this growth rate does not exceed the long-term average growth rate for the products, industries, or country or countries in which the entity operates, or for the market in which the asset is used.

After impairment, depreciation is provided on the revised carrying amount of the asset over its remaining useful life. Impairment losses of continuing operations, including impairment on inventories, are recognised in the statement of profit and loss, except for properties previously revalued with the revaluation surplus taken to OCI. For such properties, the impairment is recognised in OCI up to the amount of any previous revaluation surplus.

The impairment loss recognised in prior accounting periods is reversed if there has been a change in estimates of recoverable amount. The carrying value after reversal is not increased beyond the carrying value that would have prevailed by charging usual depreciation if there was no impairment.

Goodwill and intangible assets with indefinite useful life are tested for impairment annually as at year end. Impairment is determined for goodwill by assessing the recoverable amount of each CGU (or group of CGUs) to which the goodwill relates. When the recoverable amount of the CGU is less than its carrying amount, an impairment loss is recognised. Impairment losses relating to goodwill cannot be reversed in future periods.

**u. Contingent liabilities**

A contingent liability is a possible obligation that arises from past events and whose existence will be confirmed only by the occurrence or non-occurrence of one or more uncertain future events not wholly within the control of the entity or a present obligation that arises from past events but is not recognised because it is not probable that an outflow of resource embodying economic benefit will be required to settle the obligation or the amount of the obligation cannot be measured with sufficient reliability.

The company does not recognise a contingent liability but discloses it as per Ind AS 37 Provisions, Contingent Liabilities and Contingent Assets in the financial statements unless the possibility of an outflow of resources embodying economic benefit is remote.

**v. Non-current asset held for sale**

Non-current assets or disposal groups comprising of assets and liabilities are classified as 'held for sale' if their carrying amount will be recovered principally through a sale transaction rather than through continuing use and a sale is considered high probable to be concluded within 12 months of the balance sheet date.

Such non-current assets or disposal groups are measured at the lower of their carrying amount and fair value less costs to sell. Non-current assets including those that are part of a disposal group held for sale are not depreciated or amortised while they are classified as held for sale.

**3. Significant accounting judgements, estimates and assumptions**

The preparation of the Company's financial statements requires management to make judgements, estimates and assumptions that affect the reported amounts of revenues, expenses, assets and liabilities, and the accompanying



disclosures, and the disclosure of contingent liabilities. Uncertainty about these assumptions and estimates could result in outcomes that require a material adjustment to the carrying amount of assets or liabilities affected in future periods.

**a. Significant judgements in applying the Company's accounting policy**

In the process of applying the Company's accounting policies, management has made the following judgements, which have the most significant effect on the amounts recognised in the financial statements:

**Guarantee classified as an insurance contract**

The Company, together with its three Indian subsidiaries and a joint venture are obligors to the State Bank of India and other Indian lenders and have given security in connection with loan availed by AE Rotor Holding B.V. ('AERH'), The Netherlands, a step down wholly owned subsidiary of the Company. The Company has treated the said guarantee as an insurance contract under Ind AS 104. Please refer to Note 4 for further details.

**Operating lease commitments – Company as a lessor**

The Company has entered into commercial property leases on its investment property portfolio. The Company has determined, based on an evaluation of the terms and conditions of the arrangements, such as the lease term not constituting a major part of the economic life of the commercial property and the fair value of the asset, that it retains all the significant risks and rewards of ownership of these properties and accounts for the contracts as operating leases.

**Revenue recognition and presentation**

The Company assesses its revenue arrangements against specific criteria, i.e. whether it has exposure to the significant risks and rewards associated with the sale of goods or the rendering of services, in order to determine if it is acting as principal or as an agent. When deciding the most appropriate basis for presenting revenue or costs of revenue, both the legal form and substance of the agreement between the Company and its business partners are reviewed to determine each party's respective role in the transaction.

**b. Significant accounting estimates and assumptions**

The key assumptions concerning the future and other key sources of estimation uncertainty at the reporting date, that have a significant risk of causing a material adjustment to the carrying amounts of assets and liabilities within the next financial year, are described below. Uncertainty about these assumption and estimates could result in outcomes that require a material adjustment to the carrying amount of assets or liabilities affected in future periods.

**Allowance for trade receivables**

Trade receivables do not carry any interest and are stated at their normal value as reduced by appropriate allowances for expected credit loss. The Company recognises impairment loss allowance based on lifetime ECLs at each reporting date, right from its initial recognition. For recognition of impairment loss on other financial assets and risk exposure, the Company determines that whether there has been a significant increase in the credit risk since initial recognition. The carrying value of allowance for doubtful debts is Rs 73.49 Crore, Rs 89.91 Crore as of March 31, 2018 and March 31, 2017 respectively. Refer Note 12

**Share-based payments**

Estimating fair value for share-based payment transactions requires determination of the most appropriate valuation model, which is dependent on the terms and conditions of the grant. This estimate also requires determination of the most appropriate inputs to the valuation model including the expected life of the share option, volatility and dividend yield and making assumptions about them. The assumptions and models used for estimating fair value for share-based payment transactions are disclosed in Note 38.

**Taxes**

Deferred tax assets are recognised for all unused tax losses to the extent that it is probable that taxable profit will be available against which the losses can be utilised. Significant management judgement is required to determine the amount of deferred tax assets that can be recognised, based upon the likely timing and the level of future taxable profits, future tax planning strategies. The company has unabsorbed depreciation, unabsorbed business loss, unutilised MAT credit and capital loss details which are given in Note 34. The unabsorbed depreciation can be carried forward indefinitely. The business loss can be carried forward for 8 years, MAT credit for 15 years and capital loss for 8 years. Majority of business losses will expire in between March 2020 to March 2022, MAT credit in between March 2022 to March 2023 and capital loss in between March 2024 to March 2025. As there are not certain taxable temporary differences or tax planning operations, the Company has not recognised deferred tax assets on conservative basis. Refer Note 34

**Defined benefit plans (gratuity benefits)**

The cost of the defined benefit gratuity plan and the present value of the gratuity obligation are determined using actuarial valuations. An actuarial valuation involves making various assumptions that may differ from actual developments in the future. These include the determination of the discount rate, future salary increases and mortality rates. Due to the complexities involved in the valuation and its long-term nature, a defined benefit obligation is highly sensitive to changes in these assumptions. All assumptions are reviewed at each reporting date.

The parameter most subject to change is the discount rate. In determining the appropriate discount rate for plans operated, the management considers the interest rates of government bonds in currencies consistent with the currencies of the post-employment benefit obligation.

The estimates of future salary increases take into account the inflation, seniority, promotion and other relevant factors.

Further details about gratuity obligations are given in Note 37.

#### **Fair value measurement of financial instruments**

When the fair values of financial assets and financial liabilities recorded in the balance sheet cannot be measured based on quoted prices in active markets, their fair value is measured using valuation techniques including the DCF model. The inputs to these models are taken from observable markets where possible, but where this is not feasible, a degree of judgement is required in establishing fair values. Judgements include considerations of inputs such as liquidity risk, credit risk and volatility. Changes in assumptions about these factors could affect the reported fair value of financial instruments. Refer Note 45 for further disclosures.

#### **Intangible asset under development**

The Company capitalises intangible asset under development for a project in accordance with the accounting policy. Initial capitalisation of costs is based on management's judgement that technological and economic feasibility is confirmed, usually when a product development project has reached a defined milestone according to an established project management model. In determining the amounts to be capitalised, management makes assumptions regarding the expected future cash generation of the project, discount rates to be applied and the expected period of benefits. Refer Note 10. Refer Note 2.3 (i) for the estimated useful life of intangible assets.

#### **Property, plant and equipment**

Refer Note 2.3 (g) for the estimated useful life of property, plant and equipment. The carrying value of property, plant and equipment has been disclosed in Note 6.

#### **Recompense liability**

The Company is in negotiation with CDR lenders for a voluntary exit from CDR scheme. The Company has recognised recompense liability payable to CDR lenders based on management estimate which is derived considering certain scenarios and assumptions in relation to interest rate, waiver in recompense, timing of loan repayment and CDR Exit etc. The amount payable by the Company as recompense is dependent on various factors and also on discussions and negotiations with the CDR lenders. Refer Note 22.

#### **4. SBLC facility and security given to AE Rotor Holding B.V. ('AERH')**

Suzlon Energy Limited ('the Company'), together with its three Indian subsidiaries and a joint venture are obligors to the State Bank of India and other Indian lenders under an Onshore SBLC Facility Agreement and have given security on behalf of AE Rotor Holding B.V. ('AERH') a step down wholly owned subsidiary of the Company under the Offshore SBLC Facility Agreement for the issuance of the stand-by letter of credit by State Bank of India in favour of the Security Agent acting on behalf of the lenders of AERH. The outstanding amount of loan as at March 31, 2018 is USD 569.40 Million. In accordance with the loan agreement the said loan is repayable in February 2023. The Company has treated the said guarantee as an insurance contract under Ind AS 104 and has assessed that no provision is required thereon as on March 31, 2018.

#### **5. Composite scheme of amalgamation and arrangement**

On April 27, 2016, the board of directors of the Company had approved a composite scheme which comprised of merger of its three wholly owned subsidiaries, namely, SE Blades Limited ('SEBL'), SE Electricals Limited ('SEEL') and Suzlon Wind International Limited ('SWIL') in the Company, with effect from January 1, 2016 (being the appointed date for merger) and demerger of tower business from wholly owned subsidiary, Suzlon Structures Limited ('SSL') (now known as Suzlon Global Services Limited) ('Scheme') with the Company, with effect from April 1, 2016 (being the appointed date for demerger).

This Scheme has been approved by the Honourable National Company Law Tribunal, Ahmedabad Bench on May 31, 2017 and the Company had incorporated the "accounting effects" in the financial statement of FY 2016-17, as per the accounting treatment prescribed in the Scheme which is in compliance and accordance with the accounting standards applicable to the Company as of the appointed date of the Scheme. As per the Scheme, the Company has recognised Goodwill of Rs 1,059.80 Crore which shall be amortised over five years in accordance with the Scheme. Had the Company applied the accounting treatment in accordance with Ind-AS 103, this accounting treatment would have been different.

## 6 Property, plant and equipment

Particulars	Gross block			Accumulated depreciation			Net block	
	As at April 1, 2017	Additions	Deduction / adjustment	As at March 31, 2018	As at April 1, 2017	Charge for the year	As at March 31, 2018	As at March 31, 2018
Freehold land	107.16	0.15	2.39	104.92	-	-	-	104.92
Leasehold land	31.38	-	0.49	30.89	1.35	1.12	0.01	28.43
Site development	28.04	-	-	28.04	3.42	2.73	-	21.89
Buildings	472.51	15.41	22.39	465.53	68.01	36.00	3.38	364.90
Plant and machinery	438.95	39.83	23.77	455.01	150.04	82.07	6.01	228.91
Wind research and measuring equipments	21.01	11.16	1.50	30.67	9.28	7.72	0.67	14.34
Computers and office equipments	41.02	6.07	0.47	46.62	15.84	12.30	0.14	18.62
Furniture and fixtures	41.53	1.10	3.78	38.85	19.89	5.92	1.72	14.76
Vehicles	15.27	4.66	0.04	19.89	2.89	4.00	0.02	13.02
<b>Total</b>	<b>1,196.87</b>	<b>78.38</b>	<b>54.83</b>	<b>1,220.42</b>	<b>270.72</b>	<b>151.86</b>	<b>11.95</b>	<b>410.63</b>
								<b>809.79</b>

Particulars	Gross block			Accumulated depreciation			Net block	
	As at April 1, 2016	Additions	Due to merger	Deduction / adjustment	As at March 31, 2017	Charge for the year	As at April 1, 2016	As at March 31, 2017
Freehold land	103.25	2.41	1.50	-	107.16	-	-	107.16
Leasehold land	31.38	-	-	-	31.38	1.06	0.29	30.03
Site development	28.04	-	-	-	28.04	2.75	0.67	24.62
Buildings	357.67	107.54	7.31	-	472.51	32.33	35.68	404.51
Plant and machinery	213.62	218.53	8.98	2.18	438.95	84.49	66.32	288.91
Wind research and measuring equipments	7.76	14.45	-	1.20	21.01	6.11	3.77	11.73
Computers and office equipments	21.18	19.86	0.19	0.22	41.02	11.37	4.61	25.17
Furniture and fixtures	38.08	3.32	0.15	0.02	41.53	8.36	11.53	21.64
Vehicles	2.90	12.44	0.00*	0.07	15.27	2.33	0.58	12.38
<b>Total</b>	<b>803.88</b>	<b>378.55</b>	<b>18.13</b>	<b>3.69</b>	<b>1,196.87</b>	<b>148.80</b>	<b>123.45</b>	<b>926.15</b>
								<b>270.72</b>
								<b>1.53</b>

\* Less than Rs 0.01 Crore

a) Buildings include those constructed on leasehold land.

b) For contractual commitment with respect to property, plant and equipment refer Note 40.

c) For details of property, plant and equipment given as security to lenders refer Note 21(b).

7. Other intangible assets and goodwill

Particulars	Gross block			Accumulated amortisation			Net block	
	As at April 1, 2017	Additions	Deduction / adjustment	As at March 31, 2018	As at April 1, 2017	Charge for the year	As at March 31, 2018	As at March 31, 2018
Design and drawings	356.24	41.84	-	398.08	182.16	85.05	267.21	130.87
SAP and other Softwares	15.84	11.62	-	27.46	4.04	6.68	10.72	16.74
<b>Total intangible assets</b>	<b>372.08</b>	<b>53.46</b>	<b>-</b>	<b>425.54</b>	<b>186.20</b>	<b>91.73</b>	<b>277.93</b>	<b>147.61</b>
<b>Goodwill</b>	<b>1,059.80</b>	<b>-</b>	<b>-</b>	<b>1,059.80</b>	<b>416.44</b>	<b>171.56</b>	<b>588.00</b>	<b>471.80</b>

Particulars	Gross block			Accumulated amortisation			Net block	
	As at April 1, 2016	Additions	Deduction / adjustment	As at March 31, 2017	As at April 1, 2016	Charge for the year	As at March 31, 2017	As at March 31, 2017
Design and drawings	340.66	15.58	-	356.24	94.55	87.61	182.16	174.08
SAP and other Softwares	5.98	9.86	-	15.84	1.23	2.81	4.04	11.80
<b>Total intangible assets</b>	<b>346.64</b>	<b>25.44</b>	<b>-</b>	<b>372.08</b>	<b>95.78</b>	<b>90.42</b>	<b>186.20</b>	<b>185.88</b>
<b>Goodwill</b>	<b>1,059.80</b>	<b>-</b>	<b>-</b>	<b>1,059.80</b>	<b>244.88</b>	<b>171.56</b>	<b>416.44</b>	<b>643.36</b>

a) For details of intangible assets given as security to lenders refer Note 21(b).

Goodwill acquired pursuant through the Scheme has been allocated to the cash generating units based in special economic zone. These CGUs form part of the WTG operating segment, for impairment testing. The carrying amount of goodwill of Rs 471.80 Crore as at March 31, 2018 and Rs 643.36 Crore as at March 31, 2017, has been allocated to single CGU.

The Company performed its annual impairment test for years ended March 31, 2018 and March 31, 2017, respectively. The Company considers the relationship between its market capitalisation and its book value, among other factors, when reviewing for indicators of impairment.

The recoverable amount of the CGU has been determined based on a value in use calculation using cash flow projections from financial projections approved by senior management covering a five-year period. The pre-tax discount rate applied to cash flow projections for impairment testing during the current year is 26.2% (26.2%) and cash flows beyond the five-year period are extrapolated using a 5% growth rate (5%). The Company is also amortising the goodwill over a period of five full year's period.

#### Key assumptions used for value in use calculations

The calculation of value in use for the CGU is most sensitive to the following assumptions:

**Discount rates** - Discount rates represent the current market assessment of the risks specific to each CGU, taking into consideration the time value of money and individual risks of the underlying assets that have not been incorporated in the cash flow estimates. The discount rate calculation is based on the specific circumstances of the Company and is derived from its weighted average cost of capital ('WACC'). The WACC takes into account both debt and equity. The cost of equity is derived by applying capital asset pricing model and considering equity premium of 7% for Indian market and 5.5% for overseas market. The cost of debt is based on current average borrowing cost that a market participant would expect to pay to obtain its debt financing assuming the target capital structure. Weightage of equity and debt are considered based on the average capital structure of public companies in the wind industry. The beta factors are evaluated annually based on publicly available market data of companies in wind industry. Adjustments to the discount rate are made to factor in the specific amount and timing of the future tax flows in order to reflect a pre-tax discount rate.

**Gross margins** - The management expects to earn a stable margin over the five year period. The rate used by management is comparable to other comparable CGUs owned by the Company.

#### Sensitivity to changes in assumptions

The implications of the key assumptions for the recoverable amount are discussed below:

- **Gross margins** - A decreased demand can lead to a decline in gross margin. A decrease in gross margin to 3% would result in impairment.
- **Discount rates** - A rise in pre-tax discount rate to 8% would result in impairment.

During the financial year 2016-17, in accordance with a Scheme for Arrangement, the Company has recognised goodwill on amalgamation aggregating to Rs 1,059.80 Crore and amortised Rs 171.56 Crore for the year ended March 31, 2018 in the standalone financial statements. This accounting treatment is different from the accounting treatment prescribed under Indian Accounting Standards.

#### 8. Capital work-in-progress

Capital work in progress as at March 31, 2018, Rs 112.06 Crore (previous year: Rs 72.73 Crore), primarily includes building and plant and machineries under construction.

#### 9. Investment property

	March 31, 2018	March 31, 2017
<b>Gross block</b>		
Opening balance	40.57	36.59
Additions	0.32	3.98
Classified as investment property from PPE	17.56	-
Classified as asset held for sale (refer Note 18 (a))	(4.61)	-
<b>Closing balance</b>	<b>53.84</b>	<b>40.57</b>
<b>Depreciation and impairment</b>		
Opening balance	6.43	3.22
Depreciation	4.13	3.21
Classified as investment property from PPE	3.15	-
Classified as asset held for sale (refer Note 18 (a))	(0.66)	-
<b>Closing balance</b>	<b>13.05</b>	<b>6.43</b>
<b>Net block</b>	<b>40.79</b>	<b>34.14</b>

The Company has classified certain office premises given on lease as investment property.

For details of investment property given as security to lenders refer Note 21(b).

**Information regarding income and expenditure of investment property:**

	March 31, 2018	March 31, 2017
Rental income derived from investment property	15.13	6.92
Direct operating expenses (including repairs and maintenance) generating rental income	-	-
not generating rental income	1.16	0.67
Profit before depreciation and indirect expenses	13.97	6.25
Depreciation	4.13	3.21
<b>Profit before indirect expenses</b>	<b>9.84</b>	<b>3.04</b>

The company's investment property consist of three commercial properties.

As at March 31, 2018 and March 31, 2017 the fair value of the properties are Rs 183.84 Crore and Rs 81.16 Crore respectively. The fair valuation is derived by management internally.

Description of valuation techniques used and key inputs to valuation on investment properties:

Investment property	Valuation technique	Significant unobservable inputs	Range	
			March 31, 2018	March 31, 2017
Godrej Millennium	DCF method	Rent growth p.a.	5%	5%
		Rent growth p.a. (for terminal value)	2%	2%
		Long term vacancy rate	0%	0%
		Long term vacancy rate (for terminal value)	7%	7%
		Discount rate	7.10%	7.14%
Aqua Lounge One Earth	DCF method	Rent growth p.a.	5%	-
		Rent growth p.a. (for terminal value)	2%	-
		Long term vacancy rate	10%	-
		Long term vacancy rate (for terminal value)	7%	-
		Discount rate	7.10%	-
Sun Lounge One Earth	DCF method	Rent growth p.a.	5%	5%
		Rent growth p.a. (for terminal value)	2%	2%
		Long term vacancy rates	10%	10%
		Long term vacancy rate (for terminal value)	7%	7%
		Discount rate	7.10%	7.14%

Under the DCF method, fair value is estimated using assumptions regarding the benefits and liabilities of ownership over the asset's life including an exit or terminal value. This method involves the projection of a series of cash flows on a real property interest. To this projected cash flow series, a market-derived discount rate is applied to establish the present value of the income stream associated with the asset.

**10. Intangible assets under development**

Intangible assets under development as at March 31, 2018, Rs 179.82 Crore (previous year: Rs 55.53 Crore), primarily includes design and drawings under development.

**11. Investments**

	March 31, 2018	March 31, 2017
<b>Non-current investments</b>		
(1) <b>Investments in associate</b>		
(a) <b>Investments at cost</b>		
(i) <b>Investments in equity instruments</b>		
Suzlon Energy (Tianjin) Limited, China	58.33	58.33
<b>Total investments in equity shares of associate</b>	<b>58.33</b>	<b>58.33</b>
(2) <b>Investments in joint ventures ('JV')</b>		
(a) <b>Investments at cost</b>		
(i) <b>Investments in equity instruments</b>		
Nil (3,320,280) equity shares of Rs 10 each fully paid of Amun Solarfarms Limited <sup>#2</sup>	-	3.51
Nil (3,352,520) equity shares of Rs 10 each fully paid of Avighna Solarfarms Limited <sup>#2</sup>	-	3.51
Nil (9,323,800) equity shares of Rs 10 each fully paid of Prathamesh Solarfarms Limited <sup>#2</sup>	-	24.12



	March 31, 2018	March 31, 2017
Nil (173,994) equity shares of Rs 10 each fully paid of Rudra Solarfarms Limited <sup>#2</sup>	-	4.53
Nil (476,365) equity shares of Rs 10 each fully paid of Vayudoot Solarfarms Limited <sup>#2</sup>	-	12.32
Nil (1,829,555) equity shares of Rs 10 each fully paid of SE Solar Limited <sup>#2</sup>	-	54.62
57,210,247 (57,210,247) equity shares of Rs 10 each fully paid of Suzlon Generators Limited	57.21	57.21
<b>Total investments in equity shares of joint ventures</b>	<b>57.21</b>	<b>159.82</b>
<b>(ii) Investments in equity debentures</b>		
Nil (105,417) 0.01% compulsory convertible debentures of Rs 1,000 each fully paid of Amun Solarfarms Limited <sup>#2</sup>	-	10.54
Nil (105,417) 0.01% compulsory convertible debentures of Rs 1,000 each fully paid of Avighna Solarfarms Limited <sup>#2</sup>	-	10.54
Nil (69,554) 0.01% compulsory convertible debentures of Rs 1,000 each fully paid of Rudra Solarfarms Limited <sup>#2</sup>	-	6.96
<b>Total investments in debentures of joint ventures</b>	<b>-</b>	<b>28.04</b>
<b>(b) Investment at amortised cost</b>		
<b>(i) Investment in debentures</b>		
Nil (2,445,450) 10.70% compulsory convertible debentures of Rs 100 each fully paid of Prathamesh Solarfarms Limited <sup>#2</sup>	-	25.60
<b>Total investment in debentures of joint ventures</b>	<b>-</b>	<b>25.60</b>
<b>Total investments in joint ventures</b>	<b>57.21</b>	<b>213.47</b>
<b>Total investments in associate and joint ventures</b>	<b>115.54</b>	<b>271.79</b>
<b>(3) Investments in subsidiaries</b>		
<b>(a) Investments at cost</b>		
<b>(i) Investments in equity instruments</b>		
<b>Indian</b>		
20 (20) equity shares of Rs 10 each fully paid of Varadvinayak Renewables Limited (formerly known as Varadvinayak Wind Energy Limited)	0.00*	0.00*
20 (20) equity shares of Rs 10 each fully paid of Manas Renewables Limited (formerly known as Sirrocco Wind Energy Limited)	0.00*	0.00*
20 (20) equity shares of Rs 10 each fully paid of Vakratunda Renewables Limited (formerly known as Vakratunda Wind Energy Limited)	0.00*	0.00*
29,366,800 (29,366,800) equity shares of Rs 10 each fully paid of Suzlon Global Services Limited ('SGSL') (formerly Known as Suzlon Structures Limited) ('SSL')	961.50	961.50
375,020 (375,020) equity shares of Rs 10 each fully paid of Vignaharta Renewables Limited (formerly Known as Vignaharta Wind Energy Limited )	37.50	37.50
20 (20) equity shares of Rs 10 each fully paid of Sirocco Renewables Limited	0.00*	0.00*
194,610,000 (194,610,000) equity shares of Rs 10 each fully paid of Suzlon Power Infrastructure Limited ('SPIL')	194.61	194.61
Nil (4,840,020) equity shares of Rs 10 each fully paid of Heramba Renewables Limited (formerly known as Heramba Wind Energy Limited) <sup>#2</sup>	-	4.84
Nil (29,442,300) equity shares of Rs 10 each fully paid of Gale Solarfarms Limited <sup>#2</sup>	-	29.44
Nil (11,980,000) equity shares of Rs 10 each fully paid of Tornado Solarfarms Limited <sup>#2</sup>	-	11.98

	March 31, 2018	March 31, 2017
Nil (1,373,700) equity shares of Rs 10 each fully paid of Abha Solarfarms Limited <sup>#2</sup>	-	1.37
Nil (1,373,700) equity shares of Rs 10 each fully paid of Aalok Solarfarms Limited <sup>#2</sup>	-	1.37
Nil (2,727,500) equity shares of Rs 10 each fully paid of Shreyas Solarfarms Limited <sup>#2</sup>	-	2.73
784,920,791 (784,920,791) equity shares of Rs 10 each fully paid of SE Forge Limited	1,044.96	1,044.96
125,420 (125,420) equity shares of Rs 10 each fully paid of Sharanya Renewables Limited	12.54	12.54
62,820 (62,820) equity shares of Rs 10 each fully paid of Suryodaya Renewables Limited	6.28	6.28
Nil (14) equity shares of Rs 10 each fully paid of Kanak Renewables Limited	-	0.00*
14 (14) equity shares of Rs 10 each fully paid of Suyash Renewables Limited	0.00*	0.00*
Nil (14) equity shares of Rs 10 each fully paid of Shanay Renewables Limited	-	0.00*
14 (14) equity shares of Rs 10 each fully paid of Gale Green Urja Limited	0.00*	0.00*
Nil (14) equity shares of Rs 10 each fully paid of Saroja Renewables Limited	-	0.00*
Nil (14) equity shares of Rs 10 each fully paid of Rajat Renewables Limited	-	0.00*
250,420 (250,420) equity shares of Rs 10 each fully paid of Anshuman Renewables Limited	25.04	25.04
14 (Nil) equity shares of Rs 10 each fully paid of Tsovinar Renewables Limited <sup>#1</sup>	0.00*	-
14 (Nil) equity shares of Rs 10 each fully paid of Weyland Renewables Limited <sup>#1</sup>	0.00*	-
<b>Total investments in equity shares of Indian subsidiaries</b>	<b>2,282.43</b>	<b>2,334.16</b>
<b>Overseas</b>		
5,004,961 (344,000) equity shares of Euro 10 each fully paid of AE Rotor Holding B.V., The Netherlands ('AERH')	384.69	21.00
Less: Impairment allowance	(384.69)	(21.00)
764,595 (764,595) equity shares of Euro 1 each fully paid of Suzlon Energy A/S, Denmark ('SEAS')	23.24	23.24
Less: Impairment allowance	(23.24)	(23.24)
8,618,000 (8,618,000) equity shares of Euro 1 each fully paid up of Tarilo Holdings B.V. ('THBV')	61.32	61.32
4,401,315,657 (4,358,552,059) equity shares of MUR 10 each fully paid of Suzlon Energy Limited, Mauritius ('SELM')	6,396.08	6,314.83
Less: Impairment allowance	(6,396.08)	(6,314.83)
Suzlon Wind Energy Equipment Trading (Shanghai) Co. Limited, China ('SWETCO')	10.11	10.11
Less: Impairment allowance	(10.11)	(10.11)
<b>Total investments in equity shares of overseas subsidiaries</b>	<b>61.32</b>	<b>61.32</b>
<b>(ii) Investments in debentures</b>		
4,000,000 (4,000,000) 0.01% compulsory convertible debentures of Rs 1000 each fully paid of Suzlon Global Services Limited (formerly known as Suzlon Structures Limited)	400.00	400.00
Nil (119,800) 0.01% compulsory convertible debentures of Rs 1,000 each fully paid of Tornado Solarfarms Limited <sup>#2</sup>	-	11.98
Nil (282,877) 0.01% compulsory convertible debentures of Rs 1,000 each fully paid of Gale Solarfarms Limited <sup>#2</sup>	-	28.29
<b>Total investments in debentures of subsidiaries</b>	<b>400.00</b>	<b>440.27</b>

	March 31, 2018	March 31, 2017
<b>(b) Investments at fair value through profit or loss</b>		
<b>(i) Investments in preference shares</b>		
1,000,000 (1,000,000) 8% cumulative redeemable preference shares of Rs 100 each fully paid of Suzlon Global Services Limited (formerly known as Suzlon Structures Limited)	19.15	17.91
<b>Total investment in preference shares of subsidiaries</b>	<b>19.15</b>	<b>17.91</b>
<b>(ii) Other investments</b>		
Investments in government securities	0.01	0.01
7,550 (7,550) equity shares of Rs 10 each fully paid of Saraswat Co-operative Bank Limited	0.01	0.01
30 (30) equity shares of Rs 10 of Godrej Millennium Condominium	0.00*	0.00*
<b>Total other investment</b>	<b>0.02</b>	<b>0.02</b>
<b>Total investment measured at fair value through profit or loss</b>	<b>19.17</b>	<b>17.93</b>
<b>(c) Investments at amortised cost</b>		
<b>(i) Investments in debentures</b>		
Nil (707,630) 10.70% compulsory convertible debentures of Rs 100 each fully paid of Abha Solarfarms Limited <sup>#2</sup>	-	7.27
Nil (707,630) 10.70% compulsory convertible debentures of Rs 100 each fully paid of Aalok Solarfarms Limited <sup>#2</sup>	-	7.27
Nil (1,415,250) 10.70% compulsory convertible debentures of Rs 100 each fully paid of Shreyas Solarfarms Limited <sup>#2</sup>	-	14.55
Nil (1,206,000) 10.70% compulsory convertible debentures of Rs 100 each fully paid of Heramba Renewables Limited <sup>#2</sup>	-	12.21
<b>Total investment in debenture of subsidiaries</b>	<b>-</b>	<b>41.30</b>
<b>Total investments in subsidiaries and other investments</b>	<b>2,762.92</b>	<b>2894.98</b>
<b>Aggregate amount of unquoted investments (cost)</b>	<b>2,755.39</b>	<b>2,886.62</b>
<b>Aggregate impairment allowance for investment measured at cost</b>	<b>(6,814.13)</b>	<b>(6,369.18)</b>
<b>Current investments</b>		
<b>(a) Investments at fair value through profit or loss</b>		
<b>(i) Investments in mutual funds</b>		
SBI Premier liquid fund regular plan growth - Nil (841,498 units of Rs 2,545.69 each)	-	214.22
SBI Ultra short term debt fund - Nil (138,180 units of Rs 2,100.46 each)	-	35.33
SBI STD Fund L148IG - Nil (111,919,394 units of Rs 18.90 each)	-	211.53
BSL Cash Plus Growth Direct - Nil (766,114 units of Rs 261.31 each)	-	20.02
<b>Total investment measured at fair value through profit or loss</b>	<b>-</b>	<b>481.10</b>
<b>Total current investment</b>	<b>-</b>	<b>481.10</b>
<b>Aggregate amount of quoted investments (cost)</b>	<b>-</b>	<b>473.61</b>
<b>Aggregate amount of quoted investments (fair value)</b>	<b>-</b>	<b>481.10</b>
<b>Aggregate amount of unquoted investments</b>	<b>-</b>	<b>-</b>
*Less than Rs 0.01 Crore		

Figures in bracket are in respect of previous year.

For details of investment given as security to lenders refer Note 21(b).

<sup>#1</sup>Subsidiary under liquidation.

<sup>#2</sup>Refer Note 18(b).

## 12. Trade receivables

	March 31, 2018	March 31, 2017
<b>Non-current</b>		
Unsecured, considered good	4.89	34.99
Unsecured, considered doubtful	54.33	66.26
	<b>59.22</b>	<b>101.25</b>
Less: Impairment allowance	(0.05)	(0.35)
Less: Allowance for doubtful debts	(54.33)	(66.26)
<b>Total</b>	<b>4.84</b>	<b>34.64</b>
<b>Current</b>		
Unsecured considered good	1,911.04	2,330.18
Less: Impairment allowance	(19.11)	(23.30)
<b>Total</b>	<b>1,891.93</b>	<b>2,306.88</b>

The movement in impairment allowance as per ECL model is as under:

	March 31, 2018	March 31, 2017
Balance as at the beginning of the year	23.65	19.78
Impairment allowance during the year	(4.49)	3.87
<b>Balance as at the end of the year</b>	<b>19.16</b>	<b>23.65</b>

Trade receivable include receivable of Rs Nil (previous year: Rs 0.00\* Crore) from private companies in which director is a director or member.

\*less than Rs 0.01 Crore

For details of receivable given as security to lenders refer Note 21(b).

## 13. Loans

	March 31, 2018	March 31, 2017
<b>Non-current</b>		
Inter-corporate deposits to related parties		
Unsecured, considered good	997.53	1,129.24
Unsecured, considered doubtful	511.28	390.48
Less: Allowance for doubtful debts	(511.28)	(390.48)
<b>Total</b>	<b>997.53</b>	<b>1,129.24</b>
<b>Current</b>		
Unsecured, considered good		
Loans to employees	0.73	1.19
Inter-corporate deposits to related parties	1,911.80	1,740.74
Inter-corporate deposits	38.20	44.70
<b>Total</b>	<b>1,950.73</b>	<b>1,786.63</b>

For details of loans given as security to lenders refer Note 21(b).

## 14. Other financial assets

	March 31, 2018	March 31, 2017
<b>Non-current</b>		
Bank balances	293.28	326.63
Security deposits (unsecured, considered good)	68.65	60.29
Security deposits (unsecured, considered doubtful)	3.53	3.50
	<b>72.18</b>	<b>63.79</b>
Less: Allowance for doubtful deposits	(3.53)	(3.50)
	<b>68.65</b>	<b>60.29</b>
Other assets (refer Note (a) below)	126.29	233.54
<b>Total</b>	<b>488.22</b>	<b>620.46</b>
<b>Current</b>		
Security deposits (unsecured, considered good)	13.94	25.61
Interest accrued on deposits, loans and advances	24.69	19.68
Advances recoverable in cash (considered good)	-	3.87
Other assets (refer Note (a) below)	156.91	54.07
<b>Total</b>	<b>195.54</b>	<b>103.23</b>

Other financial assets include deposits of Rs 3.53 Crore (previous year: Rs 3.53 Crore) from private companies in which director is a director or member.

- a) The Company incurs expenditure on development of infrastructure facilities for power evacuation arrangements as per authorisation of the State Electricity Boards ('SEB') / Nodal agencies in Maharashtra and Tamil Nadu. The expenditure is reimbursed, on agreed terms, by the SEB/ Nodal agencies. In certain cases, the Company recovers the cost from customers in the ordinary course of business. The cost incurred towards development of infrastructure facility inventory is reduced by the reimbursements received from SEB/Nodal agencies and the net amount is shown as 'Infrastructure Development Asset' under other financial assets. The excess of cost incurred towards the infrastructure facilities net of reimbursement received from SEB/Nodal agencies/customers is charged to statement of profit and loss as infrastructure development expenses. Other asset include Rs 250.06 Crore (previous year: Rs 278.53 Crore)

For details of financial assets given as security to lenders refer Note 21(b).

**Break up of financial assets at amortised cost**

	March 31, 2018	March 31, 2017
Loans (refer Note 13)	2,948.26	2,915.87
Investment (refer Note 11)	-	66.90
Trade receivables (refer Note 12)	1,896.77	2,341.52
Cash and cash equivalent (refer Note 17)	446.70	153.38
Security deposits (refer Note 14)	82.59	85.90
Other financial assets (refer Note 14)	601.17	637.79
<b>Total</b>	<b>5,975.49</b>	<b>6,201.36</b>

**15. Other assets**

	March 31, 2018	March 31, 2017
<b>Non-current</b>		
Capital advances (unsecured, considered good)	4.60	7.91
Advances recoverable in kind		
Unsecured, considered good	0.72	0.16
Unsecured, considered doubtful	299.75	238.56
	<b>300.47</b>	<b>238.72</b>
Less: Allowance for doubtful advances	(299.75)	(238.56)
	<b>0.72</b>	<b>0.16</b>
Advance income tax (net of provisions)	4.41	2.67
Prepaid expenses	17.23	20.97
<b>Total</b>	<b>26.96</b>	<b>31.71</b>
<b>Current</b>		
Advances recoverable in cash		
Unsecured, considered good	45.04	72.36
Unsecured, considered doubtful	-	8.08
	<b>45.04</b>	<b>80.44</b>
Less: Allowance for doubtful advances	-	(8.08)
	<b>45.04</b>	<b>72.36</b>
Prepaid expenses	56.42	65.72
Balances with government / statutory authorities	179.39	62.26
Advances to employees	0.91	2.60
<b>Total</b>	<b>281.76</b>	<b>202.94</b>

For details of other assets given as security to lenders refer Note 21(b).

Other assets include advances recoverable of Rs 2.00 Crore (previous year: Rs 2.00 Crore) from private companies in which director is a director or member.

**16. Inventories (valued at lower of cost and net realisable value)**

	March 31, 2018	March 31, 2017
Raw materials (including goods in transit of Rs 71.45 Crore (previous year: Rs 83.56 Crore))	575.34	926.04
Finished goods, semi-finished goods and work- in- progress	813.72	1,192.78
Stores and spares	156.75	144.81
Land and lease rights	6.00	12.23
<b>Total</b>	<b>1,551.81</b>	<b>2,275.86</b>

For details of inventories given as security to lenders refer Note 21(b).

## 17. Cash and cash equivalents

	March 31, 2018	March 31, 2017
Balances with banks	265.54	153.15
Cheques on hand	181.00	-
Cash on hand	0.16	0.23
<b>Total</b>	<b>446.70</b>	<b>153.38</b>

There are no restrictions with regard to cash and cash equivalents at the end of the reporting period and prior period.

## 18. Assets classified as held for sale

	March 31, 2018	March 31, 2017
Investment property held for sale (refer Note (a) below)	3.95	-
Investments in Indian subsidiaries and joint ventures (refer Note (b) below)	354.45	-
<b>Total</b>	<b>358.40</b>	<b>-</b>
Liabilities directly associated with assets classified as held for sale	-	-
<b>Total</b>	<b>-</b>	<b>-</b>

- The Company intends to dispose one of its commercial property given on lease within next 12 months. The property was previously used as its corporate office for carrying out the business. No impairment loss was recognised on reclassification of the property as held for sale as the Company expects that the fair value (estimated based on the recent market prices of similar properties in similar locations) less costs to sell is higher than the carrying amount.
- The Company has reclassified its investments in two subsidiaries and ten joint ventures, who are in the business of generation of electricity through solar energy, as "held for sale". These investments has been measured at the lower of carrying amount and fair value less cost to sell. The disposal group does not constitute a separate major component of the Company and therefore has not been classified as discontinued operations. As per Companies Act 2013, these entities are still subsidiaries of the company as at March 31, 2018.

Investments	Investment type	March 31, 2018	March 31, 2017
Aalok Solarfarms Limited	Equity share and compulsory convertible debentures	10.18	-
Abha Solarfarms Limited	Equity share and compulsory convertible debentures	10.18	-
Amun Solarfarms Limited	Equity share and compulsory convertible debentures	14.05	-
Avighna Solarfarms Limited	Equity share and compulsory convertible debentures	14.05	-
Gale Solarfarms Limited	Equity share and compulsory convertible debentures	74.23	-
Heramba Renewables Limited	Equity share and compulsory convertible debentures	20.07	-
Prathamesh Solarfarms Limited	Equity share and compulsory convertible debentures	51.51	-
Rudra Solarfarms Limited	Equity share and compulsory convertible debentures	14.22	-
SE Solar Limited	Equity share	77.58	-
Shreyas Solarfarms Limited	Equity share and compulsory convertible debentures	20.37	-
Tornado Solarfarms Limited	Equity share and compulsory convertible debentures	33.79	-
Vayudoot Solarfarms Limited	Equity share	14.22	-
<b>Total</b>		<b>354.45</b>	<b>-</b>



**19. Equity share capital**

	March 31, 2018	March 31, 2017
<b>Authorised shares</b>		
12,490,000,000 (12,490,000,000) equity shares of Rs 2 each	2,498.00	2,498.00
	<b>2,498.00</b>	<b>2,498.00</b>
<b>Issued shares</b>		
5,338,706,098 (5,043,330,927) equity shares of Rs 2 each	1,067.74	1,008.67
	<b>1,067.74</b>	<b>1,008.67</b>
<b>Subscribed and fully paid-up shares</b>		
5,319,774,121 (5,024,398,950) equity shares of Rs 2 each	1,063.95	1,004.88
	<b>1,063.95</b>	<b>1,004.88</b>

**a. Reconciliation of the equity shares outstanding at the beginning and at the end of the financial year**

	March 31, 2018		March 31, 2017	
	Number of shares (Crore)	Rs in Crore	Number of shares (Crore)	Rs in Crore
At the beginning of the year	502.44	1004.88	502.05	1,004.10
Issued during the year				
- Conversion of bonds	29.54	59.07	0.39	0.78
<b>Outstanding at the end of the year</b>	<b>531.98</b>	<b>1063.95</b>	<b>502.44</b>	<b>1,004.88</b>

**b. Terms/rights attached to equity shares**

The Company has only one class of equity shares having a par value of Rs 2 each. Each holder of equity shares is entitled to one vote per share except for the underlying depository shares held against the Global Depository Receipts ('GDRs').

Holders of the GDR have no voting rights with respect to the equity shares represented by the GDRs Deutsche Bank Trust Company Americas (the 'Depository'), which is the shareholder on record in respect of the equity shares represented by the GDRs, will not exercise any voting rights in respect of the equity shares against which GDRs are issued, unless it is required to do so by law. Equity shares which have been withdrawn from the Depository facility and transferred on the Company's register of members to a person other than the Depository, ICICI Bank Limited (the 'Custodian') or a nominee of either the Depository or the Custodian may be voted by the holders thereof.

As regard the shares which did not have voting rights as on March 31, 2018 are GDRs – 22,61,816 / (equivalent shares – 90,47,264) and as on March 31, 2017 are GDRs – 2,749,000 / (equivalent shares – 10,996,000).

The Company declares and pays dividends in Indian rupees. The dividend proposed by the Board of Directors is subject to approval of the shareholders in the ensuing Annual General Meeting.

In the event of liquidation of the Company, the holder of equity shares will be entitled to receive remaining assets of the Company, after distribution of all preferential amounts. The distribution will be in proportion to the number of equity shares held by the shareholders.

The Company on February 13, 2015 signed a Shareholder Agreement as amended by an Amendment Agreement dated December 11, 2015 (collectively the "Agreement") with the Investor Group in terms of which the Investor Group agreed to subscribe to 100 Crore equity shares at the rate of Rs 18 per shares aggregating to Rs 1,800.00 Crore, which were allotted on May 15, 2015. This is in addition to shares acquired under an Open Offer under SEBI Takeover Regulations. The key terms of the Agreement with the Investor Group are as follows;

- Appointment of one nominee director.
- Certain decisions by virtue of the agreement need shareholder approval.
- Investor group and Promoters of the Company shall be considered as Persons Acting in Concert under Regulation 2(1) (q) of the SEBI Takeover Regulations.
- If the Promoters decide to transfer any of their shareholding in the Company, they shall first offer these to the Investor Group. Also, if the Investor Group decide to transfer any of their shareholding in the Company, they shall first offer these to the Promoter Group.
- The Investor Group shares shall be subject to a lock-in period applicable under applicable regulations or one-year whichever is later.
- The Investor Group shall be consulted in accordance with the provisions of the Agreement.

**c. Aggregate number of bonus shares issued, share issued for consideration other than cash and shares bought back during the period of five years immediately preceding the reporting date:**

The Company issued 10,095,000 (previous year: 10,095,000) shares to employees under Employee stock purchase scheme, wherein part consideration was received in the form of employee services.

**d. Shares reserved for issue under options**

For details of shares reserved for issue under the employee stock option (ESOP) plan of the Company, refer Note 38(b), under heading of "Closing balance".

For details of shares reserved for issue on conversion of FCCBs, refer Note 21(c) (i) for terms of conversion / redemption.

For details of shares reserved for issue on conversion of Funded Interest Term Loan into equity shares or compulsory convertible debentures and issue of equity shares in lieu of sacrifice of the CDR Lenders, refer Note 21(a) (iv) for terms of conversion. There are no shares reserved for issue under options as at the balance sheet date.

**e. Details of shareholders holding more than 5% equity shares in the Company:**

Name of the shareholder	March 31, 2018		March 31, 2017	
	Number of shares (Crore)	% holding	Number of shares (Crore)	% holding
Equity shares of Rs 2/- each fully paid-up Sugati Holdings Private Limited	-	_*	26.25	5.24

\* As on March 31, 2018 holding is less than 5%

Note: As per records of the Company, including its register of shareholders / members and other declarations received from shareholders regarding beneficial interest, the above shareholding represents both legal and beneficial ownership of shares.

**20. Other equity**

Refer Statement of Changes in Equity for detailed movement in equity balance.

	March 31, 2018	March 31, 2017
General reserve	862.96	853.50
Securities premium	9,239.10	8,841.52
Share option outstanding account	45.60	55.06
Retained earnings	(10,882.63)	(9,733.66)
Capital reserve	23.30	23.30
Capital redemption reserve	15.00	15.00
Foreign currency monetary item translation difference account (FCMITDA) (refer Note 2.3(b) and 50)	(42.17)	(65.63)
Equity component of compound financial instruments	28.50	28.50
<b>Total</b>	<b>(710.34)</b>	<b>17.59</b>

**Nature and purposes of various items in other equity:**

**(a) Securities premium**

Securities premium reserve is used to record the premium on issue of shares. The reserve is utilised in accordance with the provisions of the Companies Act, 2013.

**(b) Share option outstanding account**

The share-based payment reserve is used to recognise the value of equity-settled share-based payments provided to employees, including key management personnel, as part of their remuneration.

**(c) Capital reserve**

The Company recognises profit or loss on purchase / sale of the equity instruments in case of merger to capital reserve.

**(d) Capital redemption reserve**

The Company has transferred amount from statement of profit or loss to capital redemption reserve on redemption of preference shares issued by the company.

**(e) Foreign currency monetary item translation difference account (FCMITDA)**

The Company recognises FCMITDA for unamortised exchange difference pertains to long term foreign currency monetary items. (refer Note 2.3(b))

**(f) General reserve**

The Company has transferred a portion of the net profit of the company before declaring dividend or a portion of net profit kept separately for future purpose is disclosed as general reserve.

**(g) Equity component of compound financial instruments**

The FCCB has been classified as compound financial instrument. This instrument has been split between equity and liability by primarily valuing the liability portion without equity conversion options. The balance between instrument value and liability component has been treated as the value of equity conversion options. On the date of transition the amount of FCMITDA has been recomputed under Ind AS. The difference in the value as a result has been transferred to retained earnings.

**21. Borrowings**

	March 31, 2018	March 31, 2017
<b>Non-current</b>		
Term loans from banks (secured)	1,033.65	1,125.07
Term loans from financial institutions (secured)	1,190.00	1,267.92
Foreign currency convertible bonds (unsecured)	1,139.30	1,645.55
<b>Total</b>	<b>3,362.95</b>	<b>4,038.54</b>
<b>Current</b>		
Working capital facilities from banks (secured)	3,766.74	1,975.70
<b>Total</b>	<b>3,766.74</b>	<b>1,975.70</b>

**a) Corporate debt restructuring (CDR)**

During the financial year ended March 31, 2013, Suzlon Energy Limited ('SEL') along with its identified domestic subsidiaries and a joint venture collectively referred to as the 'Borrowers' and individually as the 'Borrower', had restructured various financial facilities (restructured facilities) from the secured CDR lenders under the Corporate Debt Restructuring Proposal. Pursuant to approval of CDR Package by the CDR Empowered Group ('CDR EG'), the implementation of the CDR package was formalised upon execution of Master Restructuring Agreement (MRA) between the CDR Lenders and Borrowers during the financial year ending March 31, 2013. The MRA inter-alia covers the provisions to govern the terms and conditions of restructured facilities.

The key features of the CDR package are as follows:

- Repayment of Restructured Term Loans ('RTL') after moratorium of 2 years from cut-off date in 32 structured quarterly instalments commencing from December 2014 to September 2022. The moratorium period of 2 years has expired on September 30, 2014.
- Conversion of various irregular / outstanding / devolved financial facilities into Working Capital Term Loan ('WCTL') and the repayment terms of which are in similar to that of RTL with enabling mandatory prepayment obligations on realisation of proceeds from certain asset sale and capital infusion.
- Restructuring of existing fund based and non-fund based working capital facilities, subject to renewal and reassessment every year.
- Unpaid Interest due on certain existing facilities on cut-off date, interest accrued during the moratorium period on RTL and WCTL and interest on fund based working capital facilities for certain period were to be converted into Funded Interest Term Loans ('FITLs') and which were to be converted into equity shares of the Company.
- The rate of interest on RTL, WCTL, FITL and fund based working capital facilities were reduced to 11.00% per annum with reset option in accordance with MRA.
- Waiver of existing events of defaults, penal interest and charges etc. in accordance with MRA.
- Contribution of Rs 250.00 Crore in SEL by promoters, their friends, relatives and business associates as stipulated, conversion of existing promoter's loan of Rs 145.00 Crore into equity shares / CCDs at the price determined in compliance with Securities and Exchange Board of India.

Other key features of the CDR Package are:

- Right of Recompense to CDR Lenders for the relief and sacrifice extended, subject to provisions of CDR Guidelines and MRA and;
- SEL to issue equity shares in lieu of sacrifice of the CDR Lenders for the first three years from cut-off date at the price determined in compliance with Securities and Exchange Board of India, if exercised by CDR lenders.

In case of financial facilities availed from the non-CDR Lenders, the terms and conditions shall continue to be governed by the provisions of the existing financing documents.

During the financial year ended March 31, 2015, the restructuring proposal with Power Finance Corporation ('PFC') which is a non-CDR lender was approved by CDR EG. As per the terms of restructuring, the PFC has converted certain portion of interest accrued into FITL I and FITL II. Repayment of outstanding term loan would be in accordance with terms and conditions similar to those of RTL, whereas repayment of FITL I would be made in 32 equal quarterly instalments and should be co-terminus with RTL. Repayment of FITL II would be made in 12 quarterly instalments from December 2022 to September 2025. To give effect to the restructuring a bilateral agreement between the Borrower and PFC was entered into on August 12, 2015.

**b) The details of security for the current and non-current secured loans are as follows:**

- i) In case of financial facilities from CDR lenders in accordance with MRA and non-CDR lenders, RTL, WCTL, FITL aggregating Rs 2,392.86 Crore (previous year: Rs 2,396.91 Crore) of which Rs 2,175.50 Crore (previous year: Rs 2,336.41 Crore) classified as long-term borrowings and Rs 217.36 Crore (previous year: Rs 60.50 Crore) classified as current maturities of long-term borrowings, fund based working capital facilities of Rs 2,276.08 Crore (previous year: Rs 1,512.03 Crore), and non-fund based working capital facilities are secured by first pari passu charge on all chargeable present and future tangible / intangible movable assets of each of the Borrowers, first charge on all chargeable present and future immovable assets (excluding the identified properties) of each of the Borrowers, first charge on all present and future chargeable current assets of each of the Borrowers, first charge over Trust and Retention Account ('TRA') and other bank accounts of the Borrowers, pledge of equity shares held by SEL in its identified domestic subsidiaries and a joint venture which are forming part of the Borrowers, negative lien over the equity shares held by SEL in SE Forge Limited, pledge on shares of Suzlon Energy Limited, Mauritius ('SELM') held by SEL, negative lien over the equity shares of certain overseas subsidiaries of SEL held by its step down overseas subsidiaries, pledge of certain equity shares of SEL held by its promoters, personal guarantee of the chairman and managing director of SEL and limited personal guarantee of an erstwhile director of a subsidiary.
- ii) Rs 49.71 Crore (previous year: Rs 50.00 Crore) of which Rs 42.25 Crore (previous year: Rs 50.00 Crore) classified as long-term borrowings and Rs 7.46 Crore (previous year: Rs Nil) classified as current maturities of long-term borrowings is secured by first pari passu charge on all the assets of the borrowers provided to the CDR lenders shown in long-term borrowings. This loan is repayable in 24 quarterly structured instalments starting from March 18 quarter.
- iii) Rs 6.13 Crore (previous year: Rs 6.13 Crore) of which Rs 4.98 Crore (previous year: Rs 6.13 Crore) classified as long-term borrowings and Rs 1.15 (previous year: Rs Nil) classified as current maturities of long-term borrowings is secured by first pari passu charge on all the assets of the borrowers provided to the CDR lenders shown in long-term borrowing. This loan is repayable in 15 quarterly structured instalments starting from September 18 quarter.
- iv) Rs 403.82 Crore (previous year: Rs 413.32 Crore) secured by way of exclusive charge on the stock, receivables and escrow bank account maintained for the identified projects with the lender, pledge of shares and corporate guarantee of third parties.
- v) Rs Nil (previous year: Rs 50.35 Crore) secured by first pari passu charge on all current assets (except for land considered as stock in trade) and first pari passu charge on all property, plant and equipment and this is shown in short-term borrowings.
- vi) Vehicle loan of Rs 2.37 Crore (previous year: Rs 1.10 Crore) of which Rs 0.92 Crore (previous year: Rs 1.10 Crore) classified as long-term borrowings and Rs 1.45 Crore (previous year: Rs 0.66 Crore) classified as current maturities of long-term borrowings is secured against vehicle under hire purchase contract.
- vii) Rs 472.74 Crore (previous year: Rs Nil) secured by first pari-passu charge on all the existing domestic assets as available with existing lenders, both CDR and non-CDR lenders (excluding offshore securities) and escrowing the receivables from the identified projects.
- viii) Rs.614.10 Crore (previous year: Rs Nil) secured by first pari-passu charge on all current assets (except for land considered as stock in trade) and first pari-passu charge on all property, plant and equipment and this is shown in short term borrowings.

**c) Foreign currency convertible bonds (FCCBs)**

**i) Following are the key terms of the bonds post restructuring:**

Particulars	July 2019 Bonds
Issue date	July 15, 2014
Outstanding post restructuring (in USD)	546.92 Million
Face value per bond (in USD)	1,000
Conversion price per share (Rs)	15.46
Fixed exchange rate (Rs/ USD)	60.225
Redemption amount as a % of principal amount (%)	100.00
Coupon rate	3.25% for first 18 months 5.75% for balance 42 months
Maturity date	July 16, 2019
Current outstanding (in USD)	172.00 Million

Since the date of issuance, bonds equivalent to USD 374.92 Million of July 2019 have been converted into shares by March 31, 2018. The bond holders have exercised their rights to convert bonds of USD 75.82 million (previous year: USD 1 Million) of July 2019 bonds during the year.

## d) The details of repayment of long-term borrowing are as follows :

Particulars	Year	Up to 1 year	2 to 5 years	Above 5 years	Total
Secured loans*	March 31, 2018	227.42	2,013.03	210.62	2,451.07
	March 31, 2017	61.16	1,785.11	607.88	2,454.15
Unsecured loans	March 31, 2018	-	1,139.30	-	1,139.30
	March 31, 2017	-	1,645.55	-	1,645.55
<b>Total</b>	<b>March 31, 2018</b>	<b>227.42</b>	<b>3,152.33</b>	<b>210.62</b>	<b>3,590.37</b>
	<b>March 31, 2017</b>	<b>61.16</b>	<b>3,430.66</b>	<b>607.88</b>	<b>4,099.70</b>

\* The effective rate of interest on long term borrowings ranges between 11% p.a. to 15% p.a. and on short-term borrowing ranges between 8.75% to 12.75% during the year, depending upon the prime lending rate of the banks and financial institutions at the time of borrowing, wherever applicable, and the interest rate spread agreed with the banks.

## e) A financial institution has converted interest of Rs 53.75 Crore (previous year: Rs 46.65 Crore) to long-term borrowings.

## 22. Other financial liabilities

	March 31, 2018	March 31, 2017
<b>Non-current</b>		
Other liabilities	9.48	201.59
<b>Total</b>	<b>9.48</b>	<b>201.59</b>
<b>Current</b>		
Current maturities of long-term borrowings	227.42	61.16
Interest accrued on borrowings	11.02	21.02
Other liabilities*	1,099.39	596.58
<b>Total</b>	<b>1,337.83</b>	<b>678.76</b>

\* Primarily includes provision for recompense and SEB / nodal agencies deposit.

## 23. Provisions

	March 31, 2018	March 31, 2017
<b>Non-current</b>		
Employee benefits	17.96	23.87
Provision for performance guarantee, maintenance and warranty and liquidated damages	69.66	34.40
<b>Total</b>	<b>87.62</b>	<b>58.27</b>
<b>Current</b>		
Employee benefits	20.81	24.83
Provision for performance guarantee, maintenance and warranty and liquidated damages	675.12	662.09
<b>Total</b>	<b>695.93</b>	<b>686.92</b>

In pursuance of Ind AS 37 - 'Provisions, contingent liabilities and contingent assets, the provisions required have been incorporated in the books of account in the following manner:

Particulars	Performance guarantee	Operation, maintenance and warranty	Liquidated damages
Opening balance	46.13 (40.73)	363.96 (262.30)	286.40 (145.00)
Additions during the year	82.34 (59.91)	101.13** (222.59)**	145.48 (159.42)
Unwinding of warranty discounting and deferral of O & M	- (-)	-3.09 (-16.86)	- (-)
Utilisation	69.86 (54.51)	111.65 (100.89)	44.58 (8.04)
Reversal	6.95 (-)	- (3.18)	44.53 (9.98)
Closing balance	51.66 (46.13)	350.35 (363.96)	342.77 (286.40)

\*\* Includes expenditure booked under various expenditure heads by their nature.

Performance guarantee ('PG') represents the expected outflow of resources against claims for performance shortfall

expected in future over the life of the guarantee assured. The period of performance guarantee varies for each customer according to the terms of contract. The key assumptions in arriving at the performance guarantee provisions are wind velocity, plant load factor, grid availability, load shedding, historical data, wind variation factor etc.

Operation, maintenance and warranty ('O&M') represents the expected liability on account of field failure of parts of WTG and expected expenditure of servicing the WTGs over the period of free operation, maintenance and warranty, which varies according to the terms of each sales order.

Liquidated damages ('LD') represents the expected claims which the Company may need to pay for non-fulfilment of certain commitments as per the terms of the respective sales / purchase contracts. These are determined on a case to case basis considering the dynamics of each contract and the factors relevant to that sale.

The figures shown against 'Utilisation' represent withdrawal from provisions credited to statement of profit and loss to offset the expenditure incurred during the year and debited to statement of profit and loss.

#### 24. Other liabilities

	March 31, 2018	March 31, 2017
<b>Non-current</b>		
Deferred revenue	29.99	40.02
<b>Total</b>	<b>29.99</b>	<b>40.02</b>
<b>Current</b>		
Advance from customer	709.99	782.64
Statutory dues	16.75	49.43
Deferred revenue	9.32	4.47
Others*	16.32	15.94
<b>Total</b>	<b>752.38</b>	<b>852.48</b>

\* Primarily includes deposits adjustable against asset and accruals.

#### 25. Trade payables

	March 31, 2018	March 31, 2017
Trade payables	1,412.76	3,492.00
Outstanding dues of micro enterprises and small enterprises	25.16	31.18
Trade payables to related parties	996.16	1,131.46
<b>Total</b>	<b>2,434.08</b>	<b>4,654.64</b>

##### Details of due to micro and small enterprises as defined under MSMED Act, 2006

	March 31, 2018	March 31, 2017
Principal amount remaining unpaid to any supplier as at the end of the year	25.16	31.18
Interest due on the above amount	1.95	0.64
Amount of interest paid in terms of section 16 of the Micro, Small and Medium Enterprises Act, 2006	-	-
Amounts of payment made to the suppliers beyond the appointed day during the year	120.00	131.13
Amount of interest due and payable for the period of delay in making payment but without adding the interest specified under this Act	4.08	2.94
Amount of interest accrued and remaining unpaid at the end of the year*	-	-
Amount of further interest remaining due and payable even in the succeeding years, until such date when the interest dues as above are actually paid to the small enterprise	59.38	44.92

\*Interest payable as per section 16 of the Micro, Small and Medium Enterprises Development Act, 2006, for the year is Rs 59.38 Crore (previous year: Rs 44.92 Crore). The same has not been accrued in the books of the Company as amount is not contractually payable.

##### Break up of financial liabilities at amortised cost

	March 31, 2018	March 31, 2017
Borrowings (refer Note 21)	7,129.69	6,014.24
Trade payables (refer Note 25)	2,434.08	4,654.64
Other financial liabilities (refer Note 22)	1,347.31	880.35
<b>Total</b>	<b>10,911.08</b>	<b>11,549.23</b>



**26. Revenue from operations**

	March 31, 2018	March 31, 2017
Sale of wind turbine generators, solar systems and other systems	5,999.84	9,068.97
Sale of services	117.74	134.27
Scrap sales	25.04	25.97
<b>Total</b>	<b>6,142.62</b>	<b>9,229.21</b>

**Disclosure pursuant to Ind AS 11- 'Construction contracts'**

	March 31, 2018	March 31, 2017
Contract revenue recognised during the year	260.16	2,022.26
Aggregate amount of contract cost incurred and recognised profits (less recognised losses) for all contracts in progress up to the reporting date	1,080.41	2,728.16
Amount of customer advances outstanding for contracts in progress up to the reporting date	-	-
Retention amount due from customers for contract in progress up to the reporting date	-	-
Due from customers	-	-
Due to customers	10.41	16.64

**27. Other income**

	March 31, 2018	March 31, 2017
Interest income on		
Financial assets measured at amortised cost		
on inter corporate deposit	300.77	189.58
on deposits with banks	21.67	19.08
on other financial assets	31.02	168.96
Financial liabilities measured at amortised cost	0.27	0.60
Net gain on assets measured at fair value through profit or loss	1.24	1.09
Gain on sale of mutual funds measured at fair value through profit or loss	14.19	21.66
<b>Total</b>	<b>369.16</b>	<b>400.97</b>

**28. Cost of raw materials and components consumed**

	March 31, 2018	March 31, 2017
<b>Consumption of raw materials (including project business)</b>		
Opening inventory	926.04	882.79
Add: Acquisition on account of merger / de-merger	-	41.37
Add: Purchases	2,394.40	5,875.32
	<b>3,370.44</b>	<b>6,799.48</b>
Less : Closing inventory	575.34	926.04
	<b>2,745.10</b>	<b>5,873.44</b>
<b>Purchases of stock-in-trade</b>	<b>987.95</b>	<b>491.99</b>
<b>(Increase) / decrease in stocks:</b>		
Opening inventory		
Finished, semi-finished goods and work- in- progress	1,192.79	340.28
Land and land lease rights	12.23	18.40
Acquisition on account of merger / demerger		
Finished, semi-finished goods and work- in- progress	-	22.77
(A)	<b>1,205.02</b>	<b>381.45</b>
Closing inventory		
Finished, semi-finished goods and work- in- progress	813.72	1,192.79
Land and land lease rights	6.00	12.23
(B)	<b>819.72</b>	<b>1,205.02</b>
<b>(Increase) / decrease in stocks</b>	<b>(C) = (A) - (B)</b>	<b>(823.57)</b>

## 29. Employee benefits expense

	March 31, 2018	March 31, 2017
Salaries, wages, allowances and bonus	246.18	373.16
Contribution to provident fund and other funds*	20.66	20.91
Share based payments (refer Note 38)	-	2.24
Staff welfare expenses	11.64	18.88
<b>Total</b>	<b>278.48</b>	<b>415.19</b>

\*Includes gratuity expense of Rs 6.76 Crore (previous year: Rs 4.54 Crore).

## 30. Finance costs

	March 31, 2018	March 31, 2017
Interest expense on		
Financial liabilities measured at amortised cost	753.92	761.04
Financial assets measured at amortised cost	8.97	9.63
Unwinding of long term provisions	4.07	3.49
Bank charges	147.84	111.54
Compensation in lieu of bank sacrifice	292.93	38.51
Exchange difference to the extent considered as an adjustment to borrowing cost	15.11	6.50
<b>Total</b>	<b>1,222.84</b>	<b>930.71</b>

## 31. Depreciation and amortisation expenses

	March 31, 2018	March 31, 2017
Depreciation on property, plant and equipment (refer Note 6)	151.86	148.80
Amortisation of intangible assets (refer Note 7)	91.73	90.42
Amortisation of goodwill (refer Note 7)	171.56	171.56
Depreciation on investment property (refer Note 9)	4.13	3.21
<b>Total</b>	<b>419.28</b>	<b>413.99</b>

## 32. Other expenses

	March 31, 2018	March 31, 2017
Stores and spares consumed	90.08	143.53
Power and fuel	16.84	27.01
Factory and site expenses	47.40	38.67
Repairs and maintenance:		
Plant and machinery	4.22	6.79
Building	3.02	7.56
Others	23.63	22.81
Operation and maintenance charges	86.51	72.74
Design change and technical upgradation charges	-	3.15
Rent	37.45	44.12
Rates and taxes	7.35	13.90
Performance guarantee expenditure (refer Note 23)		
Expenses incurred during the year	60.86	54.51
Provision made during the year	75.39	59.91
Less: Utilisation	(60.86)	(54.51)
Liquidated damages expenditure (refer Note 23)		
Expenses incurred during the year	44.58	8.04
Provision made during the year	100.95	150.01
Less: Utilisation	(44.58)	(8.04)
Operation, maintenance and warranty expenditure (refer Note 23)	97.35	198.78
Quality assurance expenses	21.42	17.38
R & D, certification and product development	10.48	11.16
Insurance	12.07	14.11
Advertisement and sales promotion	6.57	18.14
Freight outward and packing expenses	156.36	326.88

	March 31, 2018	March 31, 2017
Sales commission	12.71	6.65
Travelling, conveyance and vehicle expenses	40.01	50.57
Communication expenses	6.67	6.92
Auditors' remuneration and expenses (refer details below)	0.84	1.57
Consultancy charges	59.32	73.03
CSR, charity and donations	4.49	5.98
Security expenses	7.61	7.45
Miscellaneous expenses	97.46	167.38
Exchange differences, net	132.00	(57.60)
Bad debts written off	11.17	-
Loss on sale of investment	-	0.00*
Impairment allowance	(4.49)	3.87
Allowance for doubtful debts and advances	(28.62)	10.21
(Profit) / loss on property, plant and equipment sold / discarded, net	(30.83)	0.79
<b>Total</b>	<b>1,105.43</b>	<b>1,453.47</b>

\*Less than 0.01 Crore

The Company has average negative net profit for preceding three financial years, and therefore CSR disclosure is not applicable.

#### Payment to auditors

	March 31, 2018	March 31, 2017
<b>As auditor:</b>		
Statutory audit fees	0.75*	1.36
Tax audit fees	-	0.05
Certification and other advisory services	0.04	0.06
Reimbursement of out of pocket expenses	0.05	0.10
<b>Total</b>	<b>0.84</b>	<b>1.57*</b>

\* Included payment to earlier statutory auditors.

### 33. Exceptional items

	March 31, 2018	March 31, 2017
Provision / (reversal) for investments, loans and other financial assets to subsidiaries (Note 33(a))	546.00	535.78
Loss / (gain) on sale of investment in subsidiaries, net (Note 33(b))	-	674.16
Utilisation of provision for investment (Note 33(b))	-	(674.16)
<b>Total</b>	<b>546.00</b>	<b>535.78</b>

- The Company has made provision for investments, loans and other financial assets to subsidiaries of Rs 546.00 Crore (previous year: Rs 535.78 Crore)
- During financial year 2016-17, the Company with an objective of rationalising the ownership structure for international business, has transferred its investment in SEAS to SELM and SRC to SEAS which resulted in a net loss of Rs 674.16 Crore and against which company has utilised an amount of Rs 674.16 Crore from provision for investments.

### 34. Income tax

#### a. Components of income tax expense

	March 31, 2018	March 31, 2017
Current tax	1.40	-
Earlier years tax	-	(0.05)
<b>Total</b>	<b>1.40</b>	<b>(0.05)</b>

b. **Reconciliation of tax expense and the accounting profit multiplied by India's domestic tax rate for March 31, 2018 and March 31, 2017:**

	March 31, 2018	March 31, 2017
<b>Accounting profit before income tax</b>	<b>(1,154.74)</b>	<b>355.64</b>
Enacted tax rates in India	34.608%	34.608%
Computed tax expense	(399.63)	123.08
Non-deductible expenses for tax purpose	5.33	2.07
Deductible expenses for tax purpose	(10.99)	(13.93)
Expenses taxable at different rates	-	77.84
Non-taxable income for tax purpose	-	(2.36)
Adjustments in respect of current income tax of previous years	-	(0.05)
Unused tax loss	406.69	-
Utilisation of previously unrecognised tax losses	-	(186.70)
<b>Tax expense as per statement of profit and loss</b>	<b>1.40</b>	<b>(0.05)</b>

c. **Details of carry forward losses and unused credit on which no deferred tax asset is recognised by the Company are as follows:**

Unabsorbed depreciation can be carried forward indefinitely. Business loss and capital loss can be carried forward for a period for 8 years from the year in which losses arose. MAT credit can be carried forward up to a period of 15 years. Majority of the business loss will expire between March 2020 to March 2022. Majority of the capital loss will expire between March 2024 to March 2025. MAT credit will expire between March 2022 to March 2023.

	March 31, 2018	March 31, 2017
Business loss	4,143.13	3,839.43
Unabsorbed depreciation	950.45	636.05
Long term capital loss	2,327.99	2,403.26
MAT credit	161.88	162.73
<b>Total</b>	<b>7,583.45</b>	<b>7,041.47</b>

35. **Components of other comprehensive income (OCI)**

	March 31, 2018	March 31, 2017
Re-measurement gains / (losses) on defined benefit plans	7.17	(9.94)
<b>Total</b>	<b>7.17</b>	<b>(9.94)</b>

36. **Earnings per share (EPS)**

	March 31, 2018	March 31, 2017
<b>Basic</b>		
Net profit / (loss) after tax	(1,156.14)	355.69
Weighted average number of equity shares	5,257,378,830	5,022,862,081
Basic earnings per share of Rs 2 each	(2.20)	0.71
<b>Diluted</b>		
Profit attributable to equity shareholders	(1,156.14)	355.69
Add: Interest on foreign currency convertible bonds (net of tax)	50.84	101.45
Employee stock option scheme	-	1.46
Adjusted net profits after tax	(1,105.30)	458.60
Weighted average number of equity shares	5,257,378,830	5,022,862,081
Add: Potential weighted average equity shares that could arise on		
conversion of foreign currency convertible bonds	733,244,674	966,952,190
conversion of employee stock option	3,109,312	3,788,494
Weighted average number of equity shares for diluted EPS	5,993,732,816	5,993,602,765
Diluted earnings per share (Rs) of face value of Rs 2 each	(2.20)*	0.71*

\*Since the earnings per share computation based on diluted weighted average number of shares is anti-dilutive, the basic and diluted earnings per share is the same.

### 37. Post-employment benefit plans

#### Defined contribution plan:

During the year the Company has recognised the following amounts in the statement of profit or loss:

	March 31, 2018	March 31, 2017
Employer contribution towards provident fund / pension fund	12.04	12.54

#### Defined benefit plan:

The Company has a defined benefit gratuity plan. Every employee who has completed five or more years of service is eligible for gratuity. Gratuity is computed based on 15 days salary based on last drawn salary for each completed year of service. The scheme is partially funded with an insurance company in the form of a qualifying insurance policy.

#### Net employees benefit expense recognised in Statement of profit and loss and in other comprehensive income:

	March 31, 2018	March 31, 2017
Current service cost	5.84	3.85
Net interest cost	0.92	0.69
<b>Net defined benefit cost recognised in statement of profit and loss</b>	<b>6.76</b>	<b>4.54</b>
<b>Other comprehensive income</b>		
Re-measurement for the period - Obligation (gain) / loss	(7.11)	9.90
Re-measurement for the period – Plan assets (gain) / loss	(0.06)	0.04
<b>Total defined benefit expense recognised in OCI</b>	<b>(7.17)</b>	<b>9.94</b>
<b>Total</b>	<b>(0.41)</b>	<b>14.48</b>

#### Changes in the defined benefit obligation:

	March 31, 2018	March 31, 2017
Opening defined benefit obligation	46.44	31.32
Current service cost	5.84	3.85
Interest cost	3.25	2.46
Benefits paid	(4.19)	(2.77)
Acquisition adjustment / settlement cost	(1.41)	0.23
Impact on account of merger	-	1.45
<b>Re-measurement adjustment:</b>		
Experience adjustments	0.95	5.80
Actuarial changes arising from changes in demographic assumptions	0.18	(3.37)
Actuarial changes arising from changes in financial assumptions	(8.24)	7.47
Addition due to merger	-	-
<b>Closing defined benefit obligation</b>	<b>42.82</b>	<b>46.44</b>

#### Changes in the fair value of plan assets:

	March 31, 2018	March 31, 2017
Opening fair value of plan assets	33.27	12.41
Interest income	2.33	1.77
Contributions by employer towards approved fund	0.67	20.51
Benefits paid	(4.19)	(2.77)
Acquisition adjustment / settlement cost	(1.41)	0.23
Impact on account on merger	-	1.16
Re-measurements - return on plan assets, excluding amount recognised in net interest expense	0.06	(0.04)
<b>Closing fair value of plan assets</b>	<b>30.73</b>	<b>33.27</b>
Actual return on plan assets	2.33	1.77

#### Major categories of plan assets of the fair value of total plan assets:

	March 31, 2018	March 31, 2017
Funds managed by insurer	100%	100%

**Net asset / (liability) recognised in the balance sheet:**

	March 31, 2018	March 31, 2017
Present value of defined benefit obligation as at the end of the period	42.82	46.44
Fair value of plan assets as at the end of the period	30.73	33.27
Surplus / (deficit)	(12.09)	(13.17)
Current portion of the defined benefit obligation	4.89	-
Non-current portion of the defined benefit obligation	37.93	46.44
Amount not recognised as asset due to asset ceiling	-	-
<b>Net asset / (liability) recognised in the balance sheet</b>	<b>(12.09)</b>	<b>(13.17)</b>

**Principal assumptions used in determining gratuity obligations:**

	March 31, 2018	March 31, 2017
Discount rate (in %)	7.70	7.00
Future salary increases (in %)	8.00	10.00
Life expectation (in years)	8.26	6.60
Attrition Rate	17.10% at younger ages and reducing to 8.20% at older ages according to graduated scale	22% at younger ages and reducing to 11% at older ages according to graduated scale

During the year, the Company has reassessed the actuarial assumption for attrition rate based on trend of attrition.

**Quantitative sensitivity analysis for significant assumption:**

	March 31, 2018		March 31, 2017		March 31, 2018		March 31, 2017	
Assumptions	Discount rate				Future salary increases			
Sensitivity level	1% increase	1% decrease	1% increase	1% decrease	1% increase	1% decrease	1% increase	1% decrease
Impact on defined benefit obligations	(3.13)	3.58	(3.15)	3.59	3.55	(3.14)	3.00	(2.70)

For the year ending on March 31, 2019 the Company expects to contribute Rs 16.82 Crore (previous year: Rs 5.38 Crore) towards its defined benefit plan.

The average duration of the defined benefit plan obligation at the end of the reporting period is 8 years (previous year: 10 years).

**38. Share-based payments****Employees Stock Option Plan 2009**

The Scheme shall be applicable to the Company, subsidiary companies and may be granted to the permanent Employees of the Company or its subsidiaries or its holding company, as determined by the Compensation Committee. Once the Options vest as per the Schedule, they would be exercisable by the option holder and the shares arising on exercise of such Options shall not be subject to any lock-in period provided however that the shares allotted on such exercise cannot be sold for a period of 30 days from the date of allotment in terms of the Insider Trading Code of the Company. The exercise price for the purposes of the grant of options shall be 20% discount to the closing price of the equity shares of the Company on the Bombay Stock Exchange Limited on the date of the grant. The Employee Stock Options granted shall be capable of being exercised within a period of five years from the date of first vesting. Payment of the Exercise Price shall be made by a crossed cheque or a demand draft drawn in favour of the Company, or in such other manner as the Compensation Committee may decide.

**Employees Stock Option Plan 2014**

The Scheme shall be applicable to the Employees of the Company, its Subsidiary Companies in India and abroad, any successor company thereof and may be granted to the Employees of the Company and its Subsidiary Companies, as determined by the Nomination and Remuneration Committee. Options granted under this Scheme would vest in tranches not earlier than one year and not later than a maximum of three years (Revised to five years) from the date of grant of such options. Vesting of Options would be subject to continued employment with the Company or Subsidiary Companies, as the case may be, and thus the Options would vest on passage of time. The Options would be granted at an Exercise Price equal to the closing market price of the Shares of the Company or certain discount to the closing market price on the NSE on the date of grant or such other price as may be decided by the Nomination and Remuneration Committee. Once the Options vest as per the Schedule, they would be exercisable by the option holder and the shares arising on exercise of such Options shall not be subject to any lock-in period provided however that the shares allotted on such exercise cannot be sold for a period of 30 days from the date of allotment in terms of the Insider Trading Code of the Company. The Employee Stock Options granted shall be capable of being exercised within a period of three years (Revised to five years) from the date of first vesting. Payment of the Exercise Price shall be made by a crossed cheque or a demand draft drawn in favour of the Company, or in such other manner as the Nomination and Remuneration Committee may decide.



The expenses arising from equity settled shared-based payment transaction is Rs Nil (previous year: Rs 2.24 Crore)

a) **The following schemes were in operation during April 1, 2016 to March 31, 2018:**

Particulars	ESOP Perpetual-I (Tranche VI)	ESOP Perpetual-I (Tranche VII)	ESOP Perpetual-I (Tranche VIII)	Special ESOP 2014
	Scheme X	Scheme XI	Scheme XII	Scheme XIV
Grant date	27-Apr-11	31-Jul-11	25-May-12	23-Jun-14
Board approval date	16-Jun-08	16-Jun-08	16-Jun-08	14-Feb-14
Shareholder approval	13-Aug-09	13-Aug-09	13-Aug-09	27-Mar-14
Options granted (Nos)	50,000	65,000	25,000	4,50,00,000
Exercise Price (Rs)	54.35	54.15	20.85	26.95
Method of settlement	Equity	Equity	Equity	Equity
Vesting period				
Tranche 1	27-Apr-12	01-Aug-12	26-May-13	23-Jun-15
Tranche 2	27-Apr-13	01-Aug-13	26-May-14	23-Jun-16
Tranche 3	27-Apr-14	01-Aug-14	26-May-15	-
Vesting %				
Tranche 1	50%	50%	50%	50%
Tranche 2	25%	25%	25%	50%
Tranche 3	25%	25%	25%	-
Exercise period(end date)	Till 27-Apr-2016	Till 31-Jul-2016	Till 25-May-2017	Till 31-Mar -2019

b) **The movement in the stock options during the year ended March 31, 2018 and March 31, 2017 are as below:**

Particulars	Special ESOP 2014 Scheme XIV	
	March 31, 2018	March 31, 2017
Opening balance	37,821,800	40,340,800
Granted during the year	-	-
Forfeited / cancelled during the year	6,780,500	2,519,000
Exercised during the year	-	-
Expired during the year	-	-
Closing balance	31,041,300	37,821,800
Exercisable at the end of the year (included in closing balance of option outstanding)	31,041,300	37,821,800

The following tables list the inputs to the models used for the plan for the years ended March 31, 2018 and March 31, 2017, respectively:

Particulars	Special ESOP 2014	
	Tranche I Scheme XIV	Tranche II Scheme XIV
Dividend yield (%)	Nil	Nil
Expected volatility (%)	65.45%	63.79%
Risk-free interest rate (%)	8.63%	8.64%
Expected life of share options (years)	2.0	2.50
Weighted average share price (INR )	13.37	14.51
Model used	Lattice Model	Lattice Model

### 39. Operating leases

The Company has taken certain premises under operating leases.

Expenses under cancellable operating lease and rental contracts during the year is Rs 27.47 Crore (previous year: Rs 34.64 Crore).

Expenses under non-cancellable operating lease and rental contracts during the year is Rs 9.98 Crore (previous year: Rs 9.48 Crore).

Future minimum rentals payable under non-cancellable operating lease and rental contracts as per the respective agreements are as follows:

**Obligation under non-cancellable operating leases:**

	March 31, 2018	March 31, 2017
Not later than one year	10.31	9.98
Later than one year and not later than five years	44.38	43.19
Later than five years	23.36	34.85

**40. Capital and other commitments**

	March 31, 2018	March 31, 2017
Estimated amount of contract remaining to be executed on capital accounts and not provided for, net of advances	42.71	66.50
Commitments for investments in subsidiaries and joint ventures	405.00	516.30
Commitments relating to lease arrangements	refer Note 39	refer Note 39
	<b>447.71</b>	<b>582.80</b>

**41. Contingent liabilities**

	March 31, 2018	March 31, 2017
Customs duty, service tax and VAT related matters pending in appeal *	87.88	83.33
Amounts in respect of MSMED	59.38	44.92
Guarantees given on behalf of subsidiaries in respect of loans / guarantee granted to them by banks / financial institutions	53.55	53.54

\* includes demand from tax authorities for various matters. The Company / tax department has preferred appeals on these matters and the same are pending with various appellate authorities. Considering the facts of the matters, no provision is considered necessary by management.

Few customers of the Company has disputed certain amount as receivable which the Company believes is contractually not payable. These matters are pending for hearing before respective courts, the outcome of which is uncertain. The management has provided for an amount as a matter of prudence which it believes shall be the probable outflow of resources.

The Company has stood as co-borrower for loans granted to the Company and its fellow subsidiaries for which certain securities defined in Note 21(b) are provided, the amount of which liability of each of parties is not ascertainable.

**42. Disclosure required under Sec 186(4) of the Companies Act, 2013**

For details of loans and guarantees given to related parties refer Note 44 and Note 41.

For details of securities provided on behalf of borrowers under the CDR package refer Note 21(a) and Note 21(b).

For details of investments made refer Note 11.

**43. Segment information**

As permitted by paragraph 4 of Ind AS-108, 'Operating Segments', if a single financial report contains both consolidated financial statements and the separate financial statements of the parent, segment information need to be presented only on the basis of the consolidated financial statements. Thus, disclosures required by Ind AS-108 are given in consolidated financial statements.

**44. Related party transactions****A. List of subsidiaries, joint ventures and associates**

Sl.No	Name of the party	Nature of relationship
1	AE-Rotor Holding B.V.	Subsidiary company
2	Anshuman Renewables Limited	Subsidiary company
3	Ataegina Forge Limited <sup>(i)</sup>	Subsidiary company
4	Avind Desenvolvimento De Projetos De Energia Ltda <sup>(i)</sup>	Subsidiary company
5	Gale Green Urja Limited	Subsidiary company
6	Gale Solarfarms Limited	Subsidiary company
7	Hoenir Forge Limited <sup>(i)</sup>	Subsidiary company
8	Kanak Renewables Limited <sup>(ii)</sup>	Subsidiary company
9	Manas Renewables Limited	Subsidiary company
10	Parque Eolico El Almendro S.L.	Subsidiary company
11	Rajat Renewables Limited <sup>(iii)</sup>	Subsidiary company

Sl.No	Name of the party	Nature of relationship
12	Saroja Renewables Limited <sup>(ii)</sup>	Subsidiary company
13	SE Blades Technology B.V.	Subsidiary company
14	SE Drive Technik GmbH	Subsidiary company
15	SE Forge Limited	Subsidiary company
16	Shanay Renewables Limited <sup>(iii)</sup>	Subsidiary company
17	Sharanya Renewables Limited	Subsidiary company
18	Sirocco Renewables Limited	Subsidiary company
19	Sure Power LLC	Subsidiary company
20	Suryoday Renewables Limited	Subsidiary company
21	Suyash Renewables Limited	Subsidiary company
22	Suzlon Energia Elocia do Brasil Ltda <sup>(ii)</sup>	Subsidiary company
23	Suzlon Energy A/S	Subsidiary company
24	Suzlon Energy Australia Pty Ltd	Subsidiary company
25	Suzlon Energy B.V.	Subsidiary company
26	Suzlon Energy Korea Co., Ltd.	Subsidiary company
27	Suzlon Energy Limited, Mauritius	Subsidiary company
28	Suzlon Global Services Limited	Subsidiary company
29	Suzlon Gujarat Wind Park Limited	Subsidiary company
30	Suzlon Power Infrastructure Limited	Subsidiary company
31	Suzlon Project VIII LLC	Subsidiary company
32	Suzlon Rotor Corporation	Subsidiary company
33	Suzlon Wind Energy (Lanka) Pvt Limited	Subsidiary company
34	Suzlon Wind Energy BH	Subsidiary company
35	Suzlon Wind Energy Bulgaria EOOD <sup>(iii)</sup>	Subsidiary company
36	Suzlon Wind Energy Corporation	Subsidiary company
37	Suzlon Wind Energy Equipment Trading (Shanghai) Co., Ltd.	Subsidiary company
38	Suzlon Wind Energy Espana, S.L	Subsidiary company
39	Suzlon Wind Energy Italy s.r.l. <sup>(iii)</sup>	Subsidiary company
40	Suzlon Wind Energy Limited	Subsidiary company
41	Suzlon Wind Energy Nicaragua Sociedad Anonima	Subsidiary company
42	Suzlon Wind Energy Portugal Energia Elocia Unipessoal Lda	Subsidiary company
43	Suzlon Wind Energy Romania SRL	Subsidiary company
44	Suzlon Wind Energy South Africa (PTY) Ltd	Subsidiary company
45	Suzlon Wind Energy Uruguay SA	Subsidiary company
46	Suzlon Wind Enerji Sanayi Ve Ticaret Limited Sirketi	Subsidiary company
47	Tarilo Holding B.V.	Subsidiary company
48	Tornado Solarfarms Limited	Subsidiary company
49	Tsovinar Energy Limited <sup>(ii)</sup>	Subsidiary company
50	Vakratunda Renewables Limited	Subsidiary company
51	Valum Holding B.V.	Subsidiary company
52	Varadvinayak Renewables Limited	Subsidiary company
53	Vignaharta Renewable Energy Limited	Subsidiary company
54	Weyland Energy Limited <sup>(ii)</sup>	Subsidiary company
55	Wharton Wind, LLC	Subsidiary company

Sl.No	Name of the party	Nature of relationship
56	Aalok Solarfarms Limited	Joint venture
57	Abha Solarfarms Limited	Joint venture
58	Amun Solarfarms Limited	Joint venture
59	Avighna Solarfarms Limited	Joint venture
60	Consortium Suzlon Padgreen Co Ltd	Joint venture
61	Hermaba Renewables Limited	Joint venture
62	Prathamesh Solarfarms Limited	Joint venture
63	Rudra Solarfarms Limited	Joint venture
64	SE Solar Limited	Joint venture
65	Shreyas Solarfarms Limited	Joint venture
66	Suzlon Generators Limited	Joint venture
67	Vayudoot Solarfarms Limited	Joint venture
68	Suzlon Energy (Tianjin) Limited	Associate company

- i. Under liquidation.
- ii. Sold during the year.
- iii. Liquidated during the year.

**B. Other related parties with whom transactions have taken place during the year**

**a. Entities where Key Management Personnel ('KMP') / Relatives of Key Management Personnel ('RKMP') have significant influence (EKMP)**

Aarav Renewable Energy, Aspen Infrastructures Limited, Brij Wind Energy, Girish R. Tanti (HUF), PT Wind Energy, Rajan Renewable Energy, Sandla Wind Project Private Limited, Sarjan Realities Limited, Saroja Renewables Limited, SE Freight & Logistics India Private Limited, Shanay Renewables Limited, Shubh Realities (South) Private Limited, Skeiron Renewable Energy Amidyala Limited, Skeiron Renewable Energy Kustagi Limited, Skeiron Renewable Energy Private Limited, Sugati Beach Resort Private Limited, Suzlon Foundation<sup>(i)</sup>, Skeiron Green Power Private Limited (formerly known as Suzlon Green Power Private Limited), Synefra Infrastructures Private Limited and Windforce Management Services Private Limited.

- i. Ceased w.e.f. October 01, 2016

**b. Key Management Personnel (KMP)**

Brij Mohan Sharma, Girish R. Tanti, Hemal Kanuga, Jayarama Prasad Chalasani, Kirti J. Vagadia, Marc Desaeleer, Medha Joshi<sup>(ii)</sup>, Per Hornung Pedersen, Pratima Ram, Rajiv Jha<sup>(iii)</sup>, Ravi Uppal, Sanjay Baweja<sup>(iv)</sup>, Sunit Sarkar<sup>(v)</sup>, Tulsi R. Tanti, Vaidhyanathan Raghuraman, Venkataraman Subramanian, Vijaya Sampath and Vinod R. Tanti

- ii. Ceased w.e.f. November 11, 2016
- iii. Ceased w.e.f. April 06, 2018
- iv. Ceased w.e.f. October 04, 2017
- v. Ceased w.e.f. January 01, 2018

**c. Relatives of Key Management Personnel (RKMP)**

Nidhi T. Tanti, Sanyogita P. Tanti

**d. Employee funds**

Superannuation fund

Employees company gratuity scheme

**C. Transactions between the Company and related parties during the year and the status of outstanding balances as at March 31, 2018 :**

Particulars	Subsidiaries	EKMP	Joint ventures	Associate	KMP	RKMP	Employee funds
Purchase of property, plant and equipment (including Intangibles)	53.28 (0.07)	- (5.12)	- (-)	- (-)	- (-)	- (-)	- (-)
Sale of property, plant and equipment	0.00* (0.00)*	11.80 (-)	- (-)	- (-)	- (-)	- (-)	- (-)
Consideration received towards sale of WTG's under slump sale	8.51 (-)	- (-)	- (-)	- (-)	- (-)	- (-)	- (-)
Subscription to / purchase of equity shares	457.72 (142.01)	- (-)	28.89 (49.07)	- (-)	- (0.00)*	- (0.00)*	- (-)
Subscription to / purchase of CCD's	13.55 (479.56)	- (-)	4.83 (50.33)	- (-)	- (-)	- (-)	- (-)
Conversion of CCD's to equity shares	- (14.59)	- (-)	- (26.13)	- (-)	- (-)	- (-)	- (-)
Sale of investments	- (0.00)*	0.00* (-)	- (-)	- (-)	- (-)	- (-)	- (-)
Loan given	1,840.74 (3,136.79)	- (-)	60.37 (80.75)	- (-)	- (-)	- (-)	- (-)
Security deposit taken	- (-)	- (0.08)	- (-)	- (-)	- (-)	- (-)	- (-)
Purchase of goods and services	503.57 (800.59)	385.61 (402.89)	73.08 (161.60)	- (-)	- (-)	- (-)	- (-)
Guarantee and warranty charges	- (-)	- (14.74)	- (-)	- (-)	- (-)	- (-)	- (-)
Sale of goods and services	661.88 (106.15)	682.15 (1,019.38)	757.51 (521.93)	- (-)	- (-)	- (-)	- (-)
Interest income	330.58 (338.26)	6.42 (17.09)	5.48 (7.84)	- (-)	- (-)	- (-)	- (-)
Lease rent expense	- (-)	8.80 (14.71)	- (-)	- (-)	- (-)	- (-)	- (-)
Lease rent income	0.01 (-)	1.04 (1.04)	- (-)	- (-)	- (-)	- (-)	- (-)
Miscellaneous income	- (0.94)	- (-)	- (-)	- (-)	- (-)	- (-)	- (-)
Donation given	- (-)	- (1.30)	- (-)	- (-)	- (-)	- (-)	- (-)
Managerial remuneration	- (-)	- (-)	- (-)	- (-)	23.60 (16.64)	- (-)	- (-)
Remuneration	- (-)	- (-)	- (-)	- (-)	- (-)	0.49 (0.64)	- (-)
Director sitting fess	- (-)	- (-)	- (-)	- (-)	0.38 (0.68)	- (-)	- (-)
Contribution to various funds	- (-)	- (-)	- (-)	- (-)	- (-)	- (-)	0.44 (20.79)
Reimbursement of expenses payable	18.73 (44.07)	4.89 (-)	30.18 (-)	- (-)	- (-)	- (-)	- (-)
Reimbursement of expenses receivable	61.46 (93.04)	- (-)	- (2.48)	- (-)	- (-)	- (-)	- (-)

\* less than Rs 0.01 Crore

## Outstanding balances:

Particulars	Subsidiaries	EKMP	Joint ventures	Associate	KMP	RKMP	Employee funds
Advance from customers	80.78 (374.52)	0.35 (119.29)	0.79 (37.71)	- -	- -	- -	- -
Investments in equity shares and preference shares	9,231.22 (8,782.58)	- (-)	221.70 (159.82)	58.33 (58.33)	- (-)	- (-)	- (-)
Impairment allowance on investments	6,814.11 (6,369.19)	- (-)	- (-)	- (-)	- (-)	- (-)	- (-)
Investments in CCD's	453.81 (481.57)	- (-)	81.93 (53.64)	- (-)	- (-)	- (-)	- (-)
Trade receivables	119.73 (152.08)	99.45 (280.49)	40.31 (394.95)	6.67 (19.49)	- -	- -	- -
Loan given	3,409.68 (3,256.09)	- (-)	10.93 (-)	- (-)	- (-)	- (-)	- (-)
Impairment allowance on loans	511.28 (386.16)	- (-)	- (-)	- (-)	- (-)	- (-)	- (-)
Prepaid expense	- (-)	18.76 (23.82)	- (-)	- (-)	- (-)	- (-)	- (-)
Security deposit taken	- (-)	0.08 (0.08)	- (-)	- (-)	- (-)	- (-)	- (-)
Security deposits given	- (-)	54.75 (59.07)	- (-)	- (-)	- (-)	- (-)	- (-)
Impairment allowance on security deposit given	- (-)	3.53 (3.53)	- (-)	- (-)	- (-)	- (-)	- (-)
Financial assets	0.00* (0.00)*	- (-)	- (0.72)	- (-)	- (-)	- (-)	- (-)
Advance to supplier and other asset	249.75 (166.99)	8.19 (8.86)	2.93 (2.47)	- (-)	- (-)	- (-)	- (-)
Impairment allowance on other assets	221.41 (136.14)	2.00 (2.00)	- (-)	- (-)	- (-)	- (-)	- (-)
Trade payables	868.22 (996.87)	3.10 (4.20)	1.46 (1.62)	123.38 (128.77)	- (-)	- (-)	- (-)
Guarantees	3,759.19 (4,113.15)	- (-)	- (-)	- (-)	- (-)	- (-)	- (-)

\* less than Rs 0.01 Crore

Figures in bracket are in respect of previous year.

## D. Disclosure of significant transactions with related parties

Type of transaction	Type of relationship	Name of the entity	Year ended March 31,	
			2018	2017
Purchase of property, plant and equipment (including intangibles)	Subsidiary	SE Blades Technology B.V.	10.44	0.07
	Subsidiary	SE Drive Technik GmbH	42.83	-
	EKMP	Synefra Infrastructure Private limited	-	5.12
Sale of property, plant and equipment	Subsidiary	Suzlon Gujarat Windpark Limited	0.00*	0.00*
	EKMP	Brij Wind Energy	11.80	-
Consideration received towards sale of WTG's under slump sale	Subsidiary	Suzlon Gujarat Windpark Limited	8.51	-
Subscription to / Purchase of equity shares	Subsidiary	Tarilo Holding B.V.	-	61.32
	Subsidiary	Anshuman Renewables Limited	-	25.04
	Subsidiary	Gale Solarfarms Limited	8.42	23.01
	Subsidiary	AE Rotor Holding B.V.	363.68	-
	Subsidiary	Suzlon Energy Limited, Mauritius	81.25	-
	Joint venture	SE Solar Limited	22.95	23.52



Type of transaction	Type of relationship	Name of the entity	Year ended March 31,	
			2018	2017
Subscription to / Purchase of CCD's	Joint venture	Rudra Solarfarms Limited	2.73	6.96
	Subsidiary	Tornado Solarfarms Limited	5.46	15.59
	Joint venture	Heramba Renewables Limited	2.09	12.21
	Subsidiary	Suzlon Global Services Limited	-	400.00
	Subsidiary	Gale Solarfarms Limited	8.09	22.68
Conversion of CCD's to equity shares	Joint venture	Prathamesh Solarfarms Limited	-	14.90
	Joint venture	Rudra Solarfarms Limited	-	4.40
	Joint venture	Vayudoot Solarfarms Limited	-	4.40
	Subsidiary	Tornado Solarfarms Limited	-	8.31
	Subsidiary	Gale Solarfarms Limited	-	6.29
Sale of investments	EKMP	Skeiron Renewable Energy Private Limited	0.00*	-
	Subsidiary	Suzlon Energy A/S	-	0.00*
	Subsidiary	Suzlon Energy Limited, Mauritius	-	0.00*
Loan given	Subsidiary	Suzlon Gujarat Windpark Limited	1,267.01	1,241.76
	Subsidiary	Suzlon Global Services Limited (formerly known as Suzlon Structures Limited)	396.24	1,465.90
Security deposit taken	EKMP	Aspen Infrastructures Limited	-	0.02
	EKMP	Synefra Infrastructures Private Limited	-	0.01
	EKMP	Skeiron Green Power Private Limited (formerly known as Suzlon Green Power Private Limited)	-	0.04
Purchase of goods and services	Subsidiary	Suzlon Gujarat WindPark Limited	51.15	341.43
	Subsidiary	SE Forge Limited	145.92	262.08
	Joint venture	Suzlon Generators Limited	73.08	161.60
	Subsidiary	Suzlon Global Services Limited (formerly known as Suzlon Structures Limited)	164.10	104.21
	EKMP	SE Freight & Logistics India Private Limited	333.38	386.40
Guarantee and warranty charges	EKMP	Sandla Wind Project Private Limited	-	14.74
Sale of goods and services	Subsidiary	Sure Power LLC	219.34	-
	Subsidiary	Gale Solarfarms Limited	245.73	-
	Joint venture	SE Solar Limited	273.26	327.10
	EKMP	Skeiron Renewable Energy Amidyalala Limited (formerly known as Rashmi Renewables Limited)	233.72	997.20
Interest income	Subsidiary	Suzlon Gujarat Windpark Limited	128.84	80.05
	Subsidiary	Suzlon Power Infrastructure Limited	42.68	48.71
	Subsidiary	Suzlon Global Services Limited (formerly known as Suzlon Structures Limited)	128.25	185.37
Lease rent expense	EKMP	Aspen Infrastructure Limited	8.80	14.70
Lease rent income	EKMP	Skeiron Green Power Private Limited (formerly known as Suzlon Green Power Private Limited)	0.64	0.51
	EKMP	Aspen Infrastructures Limited	0.29	0.29
	EKMP	Synefra Infrastructures Private Limited	-	0.13
Miscellaneous income	Subsidiary	Suzlon Energia Eolica do Brasil Ltda	-	0.56
	Subsidiary	Suzlon Energy Australia Pty Ltd	-	0.27
	Subsidiary	Suzlon Gujarat WindPark Limited	-	0.11
Donation given	EKMP	Suzlon Foundation	-	1.30
Managerial remuneration	KMP	Tulsi R. Tanti	3.93	3.00
	KMP	Kirti J Vagadia	4.31	4.03
	KMP	J. P. Chalasani	9.03	5.31
	KMP	Vinod R Tanti	4.07	2.85

Type of transaction	Type of relationship	Name of the entity	Year ended March 31,	
			2018	2017
Remuneration	RKMP	Nidhi T. Tanti	0.49	0.46
	RKMP	Sanyogita P. Tanti	-	0.18
Director sitting fees	KMP	Girish R. Tanti	0.04	0.07
	KMP	Marc Desaeleer	0.04	0.05
	KMP	Pratima Ram	0.04	0.06
	KMP	Vijaya Sampath	0.04	0.03
	KMP	Per Hornung Pedersen	0.05	0.04
	KMP	Vaidhyanathan Raghuraman	0.06	0.13
	KMP	Venkataraman Subramanian	0.04	0.11
Contribution to various funds	Employee funds	Suzlon Energy Limited-Superannuation fund	0.16	0.16
	Employee funds	Suzlon Energy Limited-Employees company gratuity scheme	0.28	20.64
Reimbursement of expenses payable	Subsidiary	Suzlon Wind Energy Corporation	-	28.16
	Subsidiary	Suzlon Energy Australia Pty Ltd	17.74	7.82
	Subsidiary	Suzlon Energy B.V.	-	5.49
	Joint venture	SE solar Limited	30.18	-
Reimbursement of expenses receivable	Subsidiary	AE Rotor Holding B.V.	59.15	85.92

**Compensation of key management personnel of the Company recognised as an expense during the reporting period:**

	March 31, 2018	March 31, 2017
Short-term employee benefits	21.76	15.33
Post-employment benefits	1.84	1.31
<b>Total Compensation</b>	<b>23.60</b>	<b>16.64</b>

**Terms and conditions of transactions with related parties**

Outstanding balances at the year-end are unsecured and settlement occurs in cash. There have been no guarantees provided or received for any related party receivables or payables. This assessment is undertaken each financial year through examining the financial position of the related party and the market in which the related party operates.

**45. Fair value measurements**

Set out below is a comparison by class of the carrying amounts and fair value of the Company's financial instruments that are recognised in the financial statements

	Carrying value		Fair value	
	March 31, 2018	March 31, 2017	March 31, 2018	March 31, 2017
<b>Financial assets</b>				
Investments				
Mutual funds	-	481.10	-	481.10
Others	2,762.92	2,894.98	2,762.92	2,894.98
Loans	2,948.26	2,915.87	2,948.26	2,915.87
Trade receivables	1,896.77	2,341.52	1,896.77	2,341.52
Cash and cash equivalents	446.70	153.38	446.70	153.38
Other financial assets	683.76	723.68	683.76	723.68
<b>Total</b>	<b>9,738.41</b>	<b>9,510.53</b>	<b>9,738.41</b>	<b>9,510.53</b>
<b>Financial liabilities</b>				
Borrowings	7,129.69	6,014.24	7,129.69	6,014.24
Trade payables	2,434.08	4,654.64	2,434.08	4,654.64
Other financial liabilities	1,347.31	880.35	1,347.31	880.35
<b>Total</b>	<b>10,911.08</b>	<b>11,549.23</b>	<b>10,911.08</b>	<b>11,549.23</b>

The carrying amounts of cash and cash equivalents, trade receivables, trade payables, and other current liabilities are considered to be same as their fair values, due to the short-term maturities of these instruments.

The fair value of the financial assets and liabilities is included at the amount at which the instrument could be exchanged in a current transaction between willing parties, other than in a forced or liquidation sale. The following methods and assumptions were used to estimate the fair values:

- Non-current investments

The fair value of investments in unquoted redeemable cumulative preference shares has been estimated using the discounted cash flow ('DCF') model. The valuation requires the management to make certain assumptions about the model inputs, including forecast cash flows, the discount rate, credit risk and volatility. The probabilities of the various estimates within the range can be reasonably assessed and are used in management's estimate of fair value for these unquoted instruments.

- Current investments

The Company's current investments consist of investment in units of mutual funds and unquoted investments in compulsory convertible debentures. The fair value of investments in mutual funds is derived from the NAV of the respective units in the active market at the measurement date. Investment in debentures have been classified as equity instruments measured at cost as per Ind AS 27.

**Description of significant unobservable inputs to valuation:**

	Valuation technique	Significant unobservable inputs	Range (weighted average)	Sensitivity of the input to fair value
FVTPL redeemable preference shares	DCF method	Incremental borrowing rate	March 31, 2017 : 10 % to 12% March 31, 2018 10% to 12%	1% increase in growth rate would result in increase of income by Rs 0.23 Crore (previous year: Rs 0.19 Crore) and 1% decrease in growth rate would result in decrease of income by Rs 0.20 Crore (previous year: Rs 0.17 Crore)

**46. Fair value hierarchy**

There are no transfers between level 1 and level 2 during the year and earlier comparative periods. The Company's policy is to recognise transfers into and transfers out of fair value hierarchy levels as at the end of the reporting period.

The following table provides the fair value measurement hierarchy of the Company's assets:

March 31, 2018				
	Level 1	Level 2	Level 3	Total
<b>Quantitative disclosures fair value measurements hierarchy for assets</b>				
<b>Assets measured at fair value</b>				
Investments at fair value through profit or loss				
Investment in Saraswat Co-operative Bank Limited	-	-	0.01	0.01
Investment in government securities	-	-	0.01	0.01
Investment in redeemable preference shares	-	-	19.15	19.15
Investment in mutual fund	-	-	-	-
	-	-	19.17	19.17
March 31, 2017				
	Level 1	Level 2	Level 3	Total
<b>Quantitative disclosures fair value measurements hierarchy for assets</b>				
<b>Assets measured at fair value</b>				
Investments at fair value through profit or loss				
Investment in Saraswat Co-operative Bank Limited	-	-	0.01	0.01
Investment in government securities	-	-	0.01	0.01
Investment in redeemable preference shares	-	-	17.91	17.91
Investment in mutual fund	481.10	-	-	481.10
	481.10	-	17.93	499.03

## Reconciliation of financial instruments measured at fair value through profit or loss

	March 31, 2018	March 31, 2017
Opening balance	17.93	16.84
Other income recognised in profit and loss account	1.24	1.09
<b>Closing balance</b>	<b>19.17</b>	<b>17.93</b>

### 47. Financial risk management

The Company's principal financial liabilities, other than derivatives, comprise loans and borrowings, trade and other payables, and financial guarantee contracts. The main purpose of these financial liabilities is to finance the Company's operations and to provide guarantees to support its operations. The Company's principal financial assets include loans, trade and other receivables, and cash and cash equivalents that derive directly from its operations. The Company also holds FVTPL investments and enters into derivative transactions.

The Company is exposed to market risk, credit risk and liquidity risk which may adversely impact the fair value of its financial instruments. The Company has constituted an internal Risk Management Committee ('RMC'), which is responsible for developing and monitoring the Company's risk management framework. The focus of the RMC is that the Company's financial risk activities are governed by appropriate policies and procedures and that financial risks are identified, measured and managed in accordance with the Company's policies and risk objectives. It is the Company's policy that no trading in derivatives for speculative purposes may be undertaken. The Risk Management Policy is approved by the Board of Directors.

#### a. Market risk

Market risk is the risk that the fair value of future cash flows of a financial instrument will fluctuate because of changes in market prices. Market risk comprises three types of risk: interest rate risk, foreign currency risk and price risk, such as commodity risk. The Company's exposure to market risk is primarily on account of interest risk and foreign currency risk. Financial instruments affected by market risk include loans and borrowings, FVTPL investments and derivative financial instruments.

The sensitivity analysis in the following sections relate to the position as at March 31, 2018 and March 31, 2017.

##### i) Interest rate risk

Interest rate risk is the risk that the fair value or future cash flows of a financial instrument will fluctuate because of changes in market interest rates. Re-compense liability payable by the Company to CDR lenders could be affected due to changes in market interest rate (refer Note 3(b)).

##### ii) Foreign currency risk

Foreign currency risk is the risk that the fair value or future cash flows of an exposure will fluctuate because of changes in foreign exchange rates. The Company's exposure to the risk of changes in foreign exchange rates relates primarily to the Company's operating activities (when revenue or expense is denominated in a foreign currency) and the Company's borrowings and loans and investments in foreign subsidiaries.

The Company's exposure to foreign currency risk as at the end of the reporting period expressed in INR are as follows:

Particulars	March 31, 2018			March 31, 2017		
	USD	EURO	Others	USD	EURO	Others
<b>Financial assets</b>						
Loans	-	511.28	-	-	386.68	-
Investments	-	6,865.33	68.44	-	6,420.40	68.44
Trade receivables	56.14	58.80	7.73	147.07	49.32	11.97
Bank balances	0.87	-	0.25	9.25	5.77	0.25
<b>Total</b>	<b>57.01</b>	<b>7,435.41</b>	<b>76.42</b>	<b>156.32</b>	<b>6,862.17</b>	<b>80.66</b>
<b>Financial liabilities</b>						
Borrowings	1,356.38	115.58	-	1,818.19	148.82	-
Trade Payables	488.71	305.30	38.66	396.28	958.66	26.35
Provisions	-	-	-	8.77	-	-
<b>Total</b>	<b>1,845.09</b>	<b>420.88</b>	<b>38.66</b>	<b>2,223.24</b>	<b>1,107.48</b>	<b>26.35</b>

#### Foreign currency sensitivity

The Company's currency exposures in respect of monetary items at March 31, 2018, March 31, 2017 that result in net currency gains and losses in the income statement and equity arise principally from movement in US Dollar and Euro exchange rates.

The following tables demonstrate the sensitivity to a reasonably possible change in USD and EURO exchange rates, with all other variables held constant. The Company's exposure to foreign currency changes for all other currencies is not material. The other currencies includes Australian Dollar, Great Britain Pound, Danish Kroner etc.

	% Change in currency rate	Effect on profit before tax*
<b>March 31, 2018</b>		
USD	+5%	(91.21)
USD	-5%	91.21
EURO	+5%	(7.46)
EURO	-5%	7.46
<b>March 31, 2017</b>		
USD	+5%	(102.87)
USD	-5%	102.87
EURO	+5%	(34.81)
EURO	-5%	34.81

\*Effect on profit before tax is calculated without considering the impact of accumulation and amortisation of exchange differences on long term foreign currency monetary items to FCMITDA.

**b. Credit risk**

Credit risk is the risk of financial loss to the Company if a customer or counter-party fails to meet its contractual obligations. The Company is exposed to credit risk from its operating activities (primarily trade receivables) and from its financing activities (primarily loans). The Company consistently monitors the financial health of its customers and sales proceeds are being realised as per the milestone payment terms agreed to minimise the loss due to defaults or insolvency of the customer. Progressive liquidity management is being followed to de-risk the Company from any non-fulfilment of its liabilities to various creditors, statutory obligations, or any stakeholders.

**i) Trade receivables**

The Company's exposure to trade receivables is limited due to diversified customer base. The Company consistently monitors progress under its contracts with customers and sales proceeds are being realised as per the milestone payment terms agreed to minimise the loss due to defaults or insolvency of the customer.

An impairment analysis is performed at each reporting date on an individual basis for major clients. In addition, a large number of minor receivables are grouped into homogenous groups and assessed for impairment collectively.

Refer Note 2.3(p) for accounting policy on financial instruments.

**ii) Financial instruments**

Financial instruments that are subject to concentrations of credit risk primarily consist of cash and cash equivalents, term deposit with banks, investment in mutual funds, loans given to subsidiaries and other financial assets. Investments of surplus funds are made only with approved counterparties and within credit limits assigned.

The Company's maximum exposure to credit risk as at March 31, 2018 and as at March 31, 2017 is the carrying value of each class of financial assets.

**c. Liquidity risk**

Liquidity risk refers to that risk where the Company cannot meet its financial obligations. The objective of liquidity risk management is to maintain sufficient liquidity and ensure that funds are available for use as per requirement. In doing this, management considers both normal and stressed conditions. The Company manages liquidity risk by maintaining adequate reserves and banking facilities by continuously monitoring cash flow forecast and by matching the maturity profiles of financial assets and liabilities. The Company has access to a sufficient variety of sources of funding and debt maturing within 12 months can be rolled over with existing lenders.

The table below summarises the contractual maturity profile of the Company's financial liabilities based on contractual undiscounted payment:

	Up to 1 year	1 -5 years	> 5 years	Total
<b>Year ended March 31, 2018</b>				
Borrowings	3,994.16	3,362.95	-	7,357.11
Other financial liabilities	1,110.41	9.48	-	1,119.89
Trade and other payables	2,434.08	-	-	2,434.08
<b>Total</b>	<b>7,538.65</b>	<b>3,372.43</b>	<b>-</b>	<b>10,911.08</b>
<b>Year ended March 31, 2017</b>				
Borrowings	2,036.86	3,430.66	607.88	6,075.40
Other financial liabilities	617.60	201.59	-	819.19
Trade and other payables	4,654.64	-	-	4,654.64
<b>Total</b>	<b>7,309.10</b>	<b>3,632.25</b>	<b>607.88</b>	<b>11,549.23</b>

#### 48. Capital management

For the purpose of the Company's capital management, capital includes issued equity capital, share premium and all other equity reserves attributable to the equity holders of the Company. The primary objective of the Company's capital management is to maximise shareholder value.

The capital structure of the Company is based on the management's judgement of its strategic and day-to-day needs with a focus on total equity so as to maintain investor, creditors and market confidence. The calculation of the capital for the purpose of capital management is as below.

	March 31, 2018	March 31, 2017
Equity share capital	1,063.95	1,004.88
Other equity	(710.34)	17.58
<b>Total capital</b>	<b>353.61</b>	<b>1,022.46</b>

49. The employee benefits expense and other expenses includes expenses of Rs 87.28 Crore (previous year: Rs 105.14 Crore) pertaining to research and development.

#### 50. Deferral of exchange differences

The Company has, consequent to the notification issued by the Ministry of Corporate Affairs on December 29, 2011 giving an option to the companies to amortise the exchange differences pertaining to long term foreign currency monetary items up to March 31, 2020 (from March 31, 2012 earlier), adopted the said option given under paragraph 46A of Accounting Standard 11. Accordingly, the Company has revised the amortisation period for such items to the maturity of the long term foreign currency monetary items (all before March 31, 2020).

Net foreign exchange loss aggregating Rs 4.40 Crore (previous year: gain of Rs 26.24 Crore) on long term foreign currency monetary items have been adjusted in the foreign currency monetary item translation difference account during the year. Further, foreign exchange loss aggregating Rs 27.86 Crore (previous year: Rs 45.86 Crore) have been amortised during the year.

For and on behalf of the Board of Directors of  
Suzlon Energy Limited

Tulsi R. Tanti  
Chairman and  
Managing Director  
DIN : 00002283

J. P. Chalasani  
Group Chief Executive Officer

Vinod R. Tanti  
Whole Time Director and  
Chief Operating Officer  
DIN : 00002266

Hemal A. Kanuga  
Company Secretary  
Membership No.: F4126

Place: Pune  
Date : May 30, 2018



# FORM AOC-1

(Pursuant to first proviso to sub-section (3) of section 129 read with rule 5 of Companies (Accounts) Rules, 2014)

## PART A - Subsidiaries

### STATEMENT CONTAINING SALIENT FEATURES OF THE FINANCIAL STATEMENT OF SUBSIDIARIES AS PER COMPANIES ACT, 2013

(All amounts in Rupees Crore, except % of shareholding and exchange rate)

Sl. No.	Name of subsidiary	Financial period ended	Date of acquisition	Reporting currency	Exchange rate (INR)	Share capital	Reserve & surplus	Total assets	Total liabilities	Investment	Turnover	Profit / (loss) before taxation	Provision for taxation	Profit / (loss) after taxation	Proposed dividend	% of shareholding
1	Aalok Solarfarms Limited (formerly Aalok Solarfarms Private Limited) <sup>(1)</sup>	March 31, 2018	March 31, 2016	INR	1.0000	4.67	2.14	76.69	69.88	-	3.91	0.14	(0.23)	0.37	-	51.00%
2	Abha Solarfarms Limited (formerly Abha Solarfarms Private Limited) <sup>(1)</sup>	March 31, 2018	March 31, 2016	INR	1.0000	4.67	2.12	76.50	69.71	-	4.00	(0.13)	(0.47)	0.34	-	51.00%
3	AE-Rotor Holding B.V.	March 31, 2018	June 8, 2001	EURO	80.8134	5,519.96	(9,358.45)	594.85	4,433.34	0.29	-	425.12	-	425.12	-	100.00%
4	Amun Solarfarms Limited <sup>(1)</sup>	March 31, 2018	January 6, 2016	INR	1.0000	6.50	5.14	124.54	112.90	-	7.30	(2.41)	7.13	(9.54)	-	51.05%
5	Anshuman Renewables Limited	March 31, 2018	N. A.	INR	1.0000	0.25	24.77	25.02	-*	-	-	-*	-*	-*	-	100.00%
6	Avighna Solarfarms Limited <sup>(1)</sup>	March 31, 2018	January 6, 2016	INR	1.0000	6.50	4.87	118.64	107.27	-	6.50	(2.83)	6.98	(9.81)	-	51.59%
7	Gale Green Urja Limited	March 31, 2018	N. A.	INR	1.0000	-*	-*	-*	-*	-	-	-*	-	-*	-	70.00%
8	Gale Solarfarms Limited (formerly Gale Solarfarms Private Limited)	March 31, 2018	March 14, 2016	INR	1.0000	40.95	30.42	335.69	264.32	-	0.72	(11.96)	(3.44)	(8.52)	-	92.45%
9	Heramba Renewables Limited (formerly Heramba Wind Energy Limited) <sup>(1)</sup>	March 31, 2018	N. A.	INR	1.0000	9.33	3.41	146.35	133.61	-	8.16	(0.79)	(0.64)	(0.15)	-	51.00%
10	Manas Renewables Limited (formerly Sirocco Wind Energy Limited)	March 31, 2018	N. A.	INR	1.0000	-*	(0.14)	-*	0.14	-	-	(0.01)	-	(0.01)	-	100.00%
11	Parque Eolico El Almendro S.L.	December 31, 2017	March 12, 2010	EURO	76.5279	0.02	6.59	41.46	34.85	-	-	(0.69)	-	(0.69)	-	100.00%
12	Prathamesh Solarfarms Limited <sup>(1)</sup>	March 31, 2018	January 6, 2016	INR	1.0000	18.28	37.65	427.61	371.68	22.27	29.36	1.72	(0.18)	1.90	-	51.00%
13	Rudra Solarfarms Limited <sup>(1)</sup>	March 31, 2018	January 6, 2016	INR	1.0000	0.34	13.63	111.74	97.77	-	12.30	0.63	0.37	0.26	-	51.01%
14	SE Blades Technology B.V.	March 31, 2018	June 8, 2001	EURO	80.8134	0.15	0.85	141.31	140.31	-	52.74	(7.48)	-	(7.48)	-	100.00%
15	SE Drive Technik GmbH	March 31, 2018	N. A.	EURO	80.8134	0.20	(1,297.78)	247.03	1,544.61	-	92.21	1.41	-	1.41	-	100.00%
16	SE Forge Limited	March 31, 2018	N. A.	INR	1.0000	784.92	(481.80)	792.40	489.28	-	359.84	(22.60)	-	(22.60)	-	100.00%
17	SE Solar Limited <sup>(1)</sup>	March 31, 2018	March 16, 2009	INR	1.0000	5.12	152.26	768.06	610.68	-	54.42	10.18	6.49	3.69	-	51.02%
18	Sharanya Renewables Limited	March 31, 2018	N. A.	INR	1.0000	0.13	12.39	12.52	-*	-	-	-*	-*	-*	-	100.00%
19	Shreyas Solarfarms Limited (formerly Shreyas Solarfarms Private Limited) <sup>(1)</sup>	March 31, 2018	March 31, 2016	INR	1.0000	9.33	3.88	146.80	133.59	-	7.56	(0.42)	(0.73)	0.31	-	51.00%
20	Sirocco Renewables Limited	March 31, 2018	N. A.	INR	1.0000	-*	(1.21)	-*	1.21	-	-	(0.12)	-	(0.12)	-	100.00%
21	Sure Power LLC	March 31, 2018	N. A.	USD	65.1800	81.94	(64.81)	321.62	304.49	-	-	(34.43)	-	(34.43)	-	79.90%
22	Suryoday Renewables Limited	March 31, 2018	N. A.	INR	1.0000	0.06	6.20	6.26	-*	-	-	-*	-*	-*	-	100.00%
23	Suyash Renewables Limited	March 31, 2018	N. A.	INR	1.0000	-*	-*	-*	-*	-	-	-*	-	-*	-	70.00%
24	Suzlon Energy A/S	March 31, 2018	N. A.	EURO	80.8134	617.99	(523.88)	280.59	186.48	51.80	65.92	(234.51)	-	(234.51)	-	100.00%
25	Suzlon Energy Australia Pty. Ltd.	March 31, 2018	N. A.	AUD	50.0485	539.41	(535.89)	113.52	110.00	-	124.00	(213.84)	-	(213.84)	-	100.00%
26	Suzlon Energy B.V.	March 31, 2018	June 8, 2001	USD	65.1800	681.70	(568.92)	135.88	23.10	-	11.59	(53.28)	-	(53.28)	-	100.00%
27	Suzlon Energy Korea Co., Ltd.	March 31, 2018	N. A.	KRW	0.0610	0.59	(0.59)	-	-	-	-	-	-	-	-	100.00%
28	Suzlon Energy Limited, Mauritius	March 31, 2018	N. A.	EURO	80.8134	94.12	(3.24)	91.74	0.86	74.62	-	(3.31)	-	(3.31)	-	100.00%
29	Suzlon Generators Limited <sup>(1)</sup>	March 31, 2018	December 31, 2004	INR	1.0000	76.28	(49.68)	75.04	48.44	-	96.35	(0.03)	-	(0.03)	-	75.00%
30	Suzlon Global Services Limited (formerly Suzlon Structures Limited)	March 31, 2018	January 31, 2005	INR	1.0000	29.37	1,029.98	2,596.26	1,536.91	-*	1,115.86	(64.42)	-	(64.42)	-	100.00%
31	Suzlon Gujarat Wind Park Limited	March 31, 2018	N. A.	INR	1.0000	1,245.92	(1,600.96)	1,820.13	2,175.17	0.01	1,002.33	(278.37)	-	(278.37)	-	100.00%
32	Suzlon Power Infrastructure Limited	March 31, 2018	N. A.	INR	1.0000	194.61	(276.69)	534.28	616.36	159.52	120.86	(41.18)	-	(41.18)	-	100.00%
33	Suzlon Project VIII LLC	March 31, 2018	May 4, 2011	USD	65.1800	-	(61.83)	7.50	69.33	-	0.36	(9.55)	-	(9.55)	-	100.00%
34	Suzlon Rotor Corporation	March 31, 2018	N. A.	USD	65.1800	0.01	(45.85)	8.72	54.56	-	-	129.47	0.03	129.44	-	100.00%
35	Suzlon Wind Energy (Lanka) Pvt Limited	March 31, 2018	N. A.	LKR	0.4187	0.01	6.09	11.97	5.87	-	5.38	2.08	0.59	1.49	-	100.00%
36	Suzlon Wind Energy BH	December 31, 2017	N. A.	BAM	39.1470	0.01	(1.07)	-*	1.06	-	-	(0.13)	-	(0.13)	-	50.00%
37	Suzlon Wind Energy Corporation	March 31, 2018	N. A.	USD	65.1800	0.01	(56.74)	522.02	578.75	-	343.86	(121.47)	-	(121.47)	-	100.00%
38	Suzlon Wind Energy Equipment Trading (Shanghai) Co., Ltd.	December 31, 2017	N. A.	RMB	9.8177	14.62	(14.98)	1.32	1.68	-	7.28	0.06	-	0.06	-	100.00%

Sl. No.	Name of subsidiary	Financial period ended	Date of acquisition	Reporting currency	Exchange rate (INR)	Share capital	Reserve & surplus	Total assets	Total liabilities	Investment	Turnover	Profit / (loss) before taxation	Provision for taxation	Profit / (loss) after taxation	Proposed dividend	% of share-holding
39	Suzlon Wind Energy Espana, S.L	March 31, 2018	N. A.	EURO	80.8134	0.02	58.73	70.15	11.40	-	46.60	5.24	(5.68)	10.92	-	100.00%
40	Suzlon Wind Energy Limited	March 31, 2018	N. A.	EURO	80.8134	6,572.58	(6,573.69)	0.06	1.17	-	-	(0.11)	-	(0.11)	-	100.00%
41	Suzlon Wind Energy Nicaragua Sociedad Anonima	March 31, 2018	N. A.	EURO	80.8134	-	(19.00)	8.01	27.01	-	14.04	3.28	-	3.28	-	100.00%
42	Suzlon Wind Energy Portugal Energia Elocia Unipessoal Lda	March 31, 2018	N. A.	EURO	80.8134	1.62	(1.76)	24.21	24.35	-	21.67	9.82	2.22	7.60	-	100.00%
43	Suzlon Wind Energy Romania SRL	March 31, 2018	N. A.	RON	17.3550	-*	4.29	7.39	3.10	-	5.71	(0.30)	(0.02)	(0.28)	-	100.00%
44	Suzlon Wind Energy South Africa (PTY) Ltd	March 31, 2018	October 11, 2010	ZAR	5.5739	2.79	(258.17)	77.44	332.82	-	13.69	(7.77)	-	(7.77)	-	80.00%
45	Suzlon Wind Energy Uruguay SA	March 31, 2018	N. A.	USD	65.1800	4.27	(9.88)	24.64	30.25	-	8.09	2.08	0.01	2.07	-	100.00%
46	Suzlon Wind Enerji Sanayi Ve Ticaret Limited Sirketi	March 31, 2018	N. A.	TRY	16.3032	0.02	21.67	26.95	5.26	-	14.87	11.55	2.31	9.24	-	100.00%
47	Tarilo Holding B.V.	March 31, 2018	June 18, 2008	EURO	80.8134	69.64	(8.43)	89.26	28.05	77.22	-	(0.64)	-	(0.64)	-	100.00%
48	Tornado Solarfarms Limited (formerly Tornado solarfarms Private Limited)	March 31, 2018	March 14, 2016	INR	1.0000	17.61	15.17	137.77	104.99	-	6.09	(4.60)	(1.27)	(3.33)	-	92.86%
49	Vakratunda Renewables Limited (formerly Vakratunda Wind Energy Limited)	March 31, 2018	N. A.	INR	1.0000	-*	(0.06)	-*	0.06	-	-	(0.01)	-	(0.01)	-	100.00%
50	Valum Holding B.V.	March 31, 2018	October 30, 2009	EURO	80.8134	0.15	2.18	6.22	3.89	-	-	0.69	-	0.69	-	100.00%
51	Varadvinayak Renewables Limited (Varadvinayak Wind Energy Limited)	March 31, 2018	N. A.	INR	1.0000	-*	(0.05)	-*	0.05	-	-	(0.01)	-	(0.01)	-	100.00%
52	Vayudoot Solarfarms Limited <sup>(i)</sup>	March 31, 2018	January 6, 2016	INR	1.0000	1.00	14.48	113.93	98.45	-	9.50	(2.89)	9.37	(12.26)	-	51.04%
53	Vignaharta Renewable Energy Limited (formerly Vignaharta Wind Energy Limited)	March 31, 2018	N. A.	INR	1.0000	0.38	37.21	37.63	0.04	-	-	0.07	0.02	0.05	-	100.00%
54	Wharton Wind LLC	March 31, 2018	December 28, 2016	USD	65.1800	-	-	-	-	-	-	-	-	-	-	79.90%

\* Less than Rs 0.01 Crore.

Note:

- The Company has assessed and determined that these companies are its joint venture entities under Ind AS 111 - Joint Arrangements. As per Companies Act 2013, these entities are still subsidiaries of the Company as at March 31, 2018.

## PART B - Associate and joint venture

### STATEMENT PURSUANT TO SECTION 129(3) OF THE COMPANIES ACT, 2013 RELATED TO ASSOCIATE COMPANIES AND JOINT VENTURE

Sl. No.	Name of associate/ joint venture	Suzlon Energy (Tianjin) Limited	Consortium Suzlon Padgreen Co Ltd
1	Latest audited / unaudited balance sheet date	December 31, 2017	June 30, 2017
2	Date of acquisition	N. A.	N. A.
3	Shares of associate/ joint venture held by the Company on the year end		
a	Number	N. A.	26
b	Amount of investment (at face value)	58.33	0.00
c	% of holding	25%	26%
4	Description of how there is significant influence	25% stake in equity	26% stake in equity
5	Reason why the associate / joint venture is not consolidated	N. A.	N. A.
6	Networth attributable to shareholding as per latest audited Balance sheet	35.85	(1.53)
7	Profit/ (loss) for the year		
a	Considered in consolidation	(12.59)	-
b	Not considered in consolidation	(37.77)	(0.48)

For and on behalf of the Board of Directors of Suzlon Energy Limited

Tulsi R. Tanti  
Chairman & Managing Director  
DIN : 00002283

J. P. Chalasani  
Group Chief Executive Officer

Vinod R. Tanti  
Whole Time Director and Chief Operating Officer  
DIN : 00002266

Hemal A. Kanuga  
Company Secretary  
Membership No.: F4126

Place : Pune  
Date : May 30, 2018

# CONSOLIDATED FINANCIAL STATEMENTS

## INDEPENDENT AUDITORS' REPORT

### TO THE MEMBERS OF SUZLON ENERGY LIMITED

#### Report on the Consolidated Ind AS Financial Statements

We have audited the accompanying consolidated Ind AS financial statements of Suzlon Energy Limited (hereinafter referred to as "the Parent") and its subsidiaries (the Parent and its subsidiaries together referred to as "the Group"), which includes Group's share of profit/ (loss) in its associates and its joint ventures, comprising the Consolidated Balance Sheet as at March 31, 2018, the Consolidated Statement of Profit and Loss (including other comprehensive income), the Consolidated Cash Flow Statement, the Consolidated Statement of Changes in Equity, for the year then ended, and a summary of the significant accounting policies and other explanatory information (hereinafter referred to as "the consolidated financial statements"), in which are incorporated the Returns for the year ended on that date audited by the branch auditors of the branches of the Group located at Germany and The Netherlands.

#### Management's Responsibility for the Consolidated Financial Statements

The Parent's Board of Directors is responsible for the preparation of these consolidated financial statements in terms of the requirements of the Companies Act, 2013 (hereinafter referred to as "the Act") that give a true and fair view of the consolidated financial position, consolidated financial performance including other comprehensive income, consolidated cash flows and consolidated statement of changes in equity of the Group including its Associates and Joint Ventures in accordance with the Indian Accounting Standards (Ind AS) prescribed under section 133 of the Act read with the Companies (Indian Accounting Standards) Rules, 2015, as amended, and other accounting principles generally accepted in India. The respective Board of Directors of the companies included in the Group and of its associates and joint ventures are responsible for maintenance of adequate accounting records in accordance with the provisions of the Act for safeguarding the assets of the Group, its associates and its joint ventures and for preventing and detecting frauds and other irregularities; the selection and application of appropriate accounting policies; making judgments and estimates that are reasonable and prudent; and the design, implementation and maintenance of adequate internal financial controls, that were operating effectively for ensuring the accuracy and completeness of the accounting records, relevant to the preparation and presentation of the consolidated financial statements that give a true and fair view and are free from material misstatement, whether due to fraud or error, which have been used for the purpose of preparation of the consolidated financial statements by the Directors of the Parent, as aforesaid.

#### Auditor's Responsibility

Our responsibility is to express an opinion on these consolidated financial statements based on our audit. In conducting our audit, we have taken into account the provisions of the Act, the accounting and auditing standards and matters which are required to be included in the audit report under the provisions of the Act and the Rules made thereunder.

We conducted our audit in accordance with the Standards on Auditing specified under Section 143(10) of the Act. Those Standards require that we comply with ethical requirements and plan and perform the audit to obtain reasonable assurance about whether the consolidated financial statements are free from material misstatement.

An audit involves performing procedures to obtain audit evidence about the amounts and the disclosures in the consolidated financial statements. The procedures selected depend on the auditor's judgment, including the assessment of the risks of material misstatement of the consolidated financial statements, whether due to fraud or error. In making those risk assessments, the auditor considers internal financial control relevant to the Parent's preparation of the consolidated financial statements that give a true and fair view in order to design audit procedures that are appropriate in the circumstances. An audit also includes evaluating the appropriateness of the accounting policies used and the reasonableness of the accounting estimates made by the Parent's Board of Directors, as well as evaluating the overall presentation of the consolidated financial statements.

We believe that the audit evidence obtained by us and the audit evidence obtained by the branch auditors and other auditors in terms of their reports referred to in sub-paragraphs (a) and (b) of the Other Matters paragraph below, is sufficient and appropriate to provide a basis for our audit opinion on the consolidated financial statements.

#### Opinion

In our opinion and to the best of our information and according to the explanations given to us and based on the consideration of reports of the branch auditors and other auditors on separate financial statements of the branches, the subsidiaries, associates and joint ventures referred to below in the Other Matters paragraph, the aforesaid consolidated financial statements give the information required by the Act in the manner so required and give a true and fair view in conformity with the Ind AS and other accounting principles generally accepted in India, of the consolidated state of affairs of the Group as at March 31, 2018, and their consolidated profit/ (loss), consolidated total comprehensive income/ (loss), their consolidated cash flows and consolidated statement of changes in equity for the year ended on that date.

#### Other Matters

- (a) We did not audit the financial statements of two branches included in the standalone financial statements of the companies included in the Group whose financial statements reflect total assets of Rs. 391 crore as at March 31, 2018 and total revenues of Rs. 339 crore for the year ended on that date, as considered in the respective standalone financial statements of the companies included in the Group. The financial statements of these branches have been audited by the branch auditors whose reports have been furnished to us, and our opinion in so far as it relates to the amounts and disclosures included in respect of these branches and our report in terms of subsection (3) of Section 143 of the Act, in so far as it relates to the aforesaid branches is based solely on the report of such branch auditors.
- (b) We did not audit the financial statements of twenty five subsidiaries, whose financial statements reflect total assets of Rs. 2,504 crore as at March 31, 2018, total revenues of Rs. 615 crore and net cash inflows/ (outflows) amounting to Rs. 31 crore for the year ended on that date, as considered in the consolidated financial statements. The consolidated

financial statements also include the Group's share of net profit/ (loss) of Rs. 8 crore for the year ended March 31, 2018, as considered in the consolidated financial statements, in respect ten joint ventures, whose financial statements have not been audited by us. These financial statements have been audited by other auditors whose reports have been furnished to us by the Management and our opinion on the consolidated financial statements, in so far as it relates to the amounts and disclosures included in respect of these subsidiaries and joint ventures, and our report in terms of sub-section (3) of Section 143 of the Act, in so far as it relates to the aforesaid subsidiaries and joint ventures is based solely on the reports of the other auditors.

- (c) We did not audit the financial statements of eighteen subsidiaries, whose financial statements reflect total assets of Rs. 654 crore as at March 31, 2018, total revenues of Rs. 153 crore and net cash inflows/ (outflows) amounting to Rs. 1 crore for the year ended on that date, as considered in the consolidated financial statements. The consolidated financial statements also include the Group's share of net profit/(loss) of Rs. (3) crore for the year ended March 31, 2018, as considered in the consolidated financial statements, in respect of one associate and one joint venture, whose financial statements have not been audited by us. These financial statements are unaudited and have been furnished to us by the Management and our opinion on the consolidated financial statements, in so far as it relates to the amounts and disclosures included in respect of these subsidiaries, joint venture and associate, is based solely on such unaudited financial statements. In our opinion and according to the information and explanations given to us by the Management, these financial statements are not material to the Group.

Our opinion on the consolidated financial statements above and our report on Other Legal and Regulatory Requirements below, is not modified in respect of the above matters with respect to our reliance on the work done and the reports of the branch auditors and other auditors and the financial statements certified by the Management.

### Report on Other Legal and Regulatory Requirements

As required by Section 143(3) of the Act, based on our audit and on the consideration of the report of the branch auditors and other auditors on separate financial statements and the other financial information of subsidiaries, associate and joint venture companies incorporated in India, referred in the Other Matters paragraph above we report, to the extent applicable, that:

- (a) We have sought and obtained all the information and explanations which to the best of our knowledge and belief were necessary for the purposes of our audit of the aforesaid consolidated financial statements.
- (b) In our opinion, proper books of account as required by law relating to preparation of the aforesaid consolidated financial statements have been kept and proper returns adequate for the purposes of our audit have been received from the branches not visited by us so far as it appears from our examination of those books, returns and the reports of the other auditors.
- (c) The reports on the accounts of the branch offices of the Companies included in the Group audited under Section 143(8) of the Act by branch auditors have been sent to us and other auditors and have been properly dealt with by us in preparing this report.
- (d) The Consolidated Balance Sheet, the Consolidated Statement of Profit and Loss (including Other Comprehensive Income), the Consolidated Cash Flow Statement and Consolidated Statement of Changes in Equity dealt with by this Report are in agreement with the relevant books of account maintained for the purpose of preparation of the consolidated financial statements and with the returns received by us from the branches not visited by us.
- (e) In our opinion, the aforesaid consolidated financial statements comply with the Indian Accounting Standards prescribed under Section 133 of the Act.
- (f) On the basis of the written representations received from the directors of the Parent as on March 31, 2018 taken on record by the Board of Directors of the Parent and the reports of the statutory auditors of its subsidiary companies, associate companies and joint venture companies incorporated in India, none of the directors of the Group companies, its associate company and joint venture companies incorporated in India is disqualified as on March 31, 2018 from being appointed as a director in terms of Section 164 (2) of the Act.
- (g) With respect to the adequacy of the internal financial controls over financial reporting and the operating effectiveness of such controls, refer to our separate Report in "Annexure A", which is based on the auditors' reports of the Parent, subsidiary companies and joint ventures which are companies incorporated in India. Our report expresses an unmodified opinion on the adequacy and operating effectiveness of internal financial controls over financial reporting of those companies, for the reasons stated therein.
- (h) With respect to the other matters to be included in the Auditor's Report in accordance with Rule 11 of the Companies (Audit and Auditor's) Rules, 2014, as amended, in our opinion and to the best of our information and according to the explanations given to us:
  - i. The consolidated financial statements disclose the impact of pending litigations on the consolidated financial position of the Group, its associates and joint ventures – Refer Note 38.
  - ii. Provision has been made in the consolidated financial statements, as required under the applicable law or accounting standards, for material foreseeable losses, if any, on long-term contracts including derivative contracts – Refer Note 23.
  - iii. There were no amounts which were required to be transferred to the Investor Education and Protection Fund by the Parent and its subsidiary companies, associate company and joint venture companies incorporated in India.

For Deloitte Haskins & Sells LLP  
Chartered Accountants  
(Firm's Registration No. 117366W/W-100018)

**Hemant M. Joshi**  
(Partner)  
(Membership No. 038019)

Pune, May 30, 2018

## ANNEXURE "A" TO THE INDEPENDENT AUDITORS' REPORT

(Referred to in paragraph (g) under 'Report on Other Legal and Regulatory Requirements' section of our report of even date)

### Report on the Internal Financial Controls Over Financial Reporting under Clause (i) of Sub-section 3 of Section 143 of the Companies Act, 2013 ("the Act")

In conjunction with our audit of the consolidated Ind AS financial statements of the Company as of and for the year ended March 31, 2018, we have audited the internal financial controls over financial reporting of Suzlon Energy Limited (hereinafter referred to as "Parent") and its subsidiary companies, which includes internal financial controls over financial reporting of the Company's branches and joint ventures, which are companies incorporated in India, as of that date.

#### Management's Responsibility for Internal Financial Controls

The respective Board of Directors of the Parent, its subsidiary companies and joint ventures, which are companies incorporated in India, are responsible for establishing and maintaining internal financial controls based on the internal control over financial reporting criteria established by the respective Companies considering the essential components of internal control stated in the Guidance Note on Audit of Internal Financial Controls Over Financial Reporting issued by the Institute of Chartered Accountants of India ("the ICAI"). These responsibilities include the design, implementation and maintenance of adequate internal financial controls that were operating effectively for ensuring the orderly and efficient conduct of its business, including adherence to the respective company's policies, the safeguarding of its assets, the prevention and detection of frauds and errors, the accuracy and completeness of the accounting records, and the timely preparation of reliable financial information, as required under the Companies Act, 2013.

#### Auditor's Responsibility

Our responsibility is to express an opinion on the internal financial controls over financial reporting of the Parent, its subsidiary companies and its joint ventures, which are companies incorporated in India, based on our audit. We conducted our audit in accordance with the Guidance Note on Audit of Internal Financial Controls Over Financial Reporting (the "Guidance Note") issued by the Institute of Chartered Accountants of India and the Standards on Auditing, prescribed under Section 143(10) of the Companies Act, 2013, to the extent applicable to an audit of internal financial controls. Those Standards and the Guidance Note require that we comply with ethical requirements and plan and perform the audit to obtain reasonable assurance about whether adequate internal financial controls over financial reporting was established and maintained and if such controls operated effectively in all material respects.

Our audit involves performing procedures to obtain audit evidence about the adequacy of the internal financial controls system over financial reporting and their operating effectiveness. Our audit of internal financial controls over financial reporting included obtaining an understanding of internal financial controls over financial reporting, assessing the risk that a material weakness exists, and testing and evaluating the design and operating effectiveness of internal control based on the assessed risk. The procedures selected depend on the auditor's judgement, including the assessment of the risks of material misstatement of the financial statements, whether due to fraud or error.

We believe that the audit evidence we have obtained and the audit evidence obtained by the branch auditors and other auditors of the subsidiary companies and joint ventures, which are companies incorporated in India, in terms of their reports referred to in the Other Matters paragraph below, is sufficient and appropriate to provide a basis for our audit opinion on the internal financial controls system over financial reporting of the Parent, its subsidiary companies, and its joint ventures, which are companies incorporated in India.

#### Meaning of Internal Financial Controls Over Financial Reporting

A company's internal financial control over financial reporting is a process designed to provide reasonable assurance regarding the reliability of financial reporting and the preparation of financial statements for external purposes in accordance with generally accepted accounting principles. A company's internal financial control over financial reporting includes those policies and procedures that (1) pertain to the maintenance of records that, in reasonable detail, accurately and fairly reflect the transactions and dispositions of the assets of the company; (2) provide reasonable assurance that transactions are recorded as necessary to permit preparation of financial statements in accordance with generally accepted accounting principles, and that receipts and expenditures of the company are being made only in accordance with authorisations of management and directors of the company; and (3) provide reasonable assurance regarding prevention or timely detection of unauthorised acquisition, use, or disposition of the company's assets that could have a material effect on the financial statements.

#### Inherent Limitations of Internal Financial Controls Over Financial Reporting

Because of the inherent limitations of internal financial controls over financial reporting, including the possibility of collusion or improper management override of controls, material misstatements due to error or fraud may occur and not be detected. Also, projections of any evaluation of the internal financial controls over financial reporting to future periods are subject to the risk that the internal financial control over financial reporting may become inadequate because of changes in conditions, or that the degree of compliance with the policies or procedures may deteriorate.

#### Opinion

In our opinion to the best of our information and according to the explanations given to us and based on the consideration of the reports of the branch auditors and other auditors referred to in the Other Matters paragraph below, the Parent, its subsidiary companies and joint ventures, which are companies incorporated in India, have, in all material respects, an adequate internal financial controls system over financial reporting and such internal financial controls over financial

reporting were operating effectively as at March 31, 2018, based on the criteria for internal financial control over financial reporting established by the respective companies considering the essential components of internal control stated in the Guidance Note on Audit of Internal Financial Controls Over Financial Reporting issued by the Institute of Chartered Accountants of India.

#### **Other Matters**

Our aforesaid report under Section 143(3)(i) of the Act on the adequacy and operating effectiveness of the internal financial controls over financial reporting insofar as it relates to two branches, twelve subsidiary companies and ten joint ventures, which are companies incorporated in India, is based solely on the corresponding reports of the auditors of such companies incorporated in India.

Our opinion is not modified in respect of the above matters.

**For Deloitte Haskins & Sells LLP**  
Chartered Accountants  
(Firm's Registration No. 117366W/W-100018)

**Hemant M. Joshi**  
(Partner)  
(Membership No. 038019)

Pune, May 30, 2018



**Consolidated balance sheet as at March 31, 2018**  
All amounts in Rupees Crore, unless otherwise stated

Particulars	Notes	As at	As at
		March 31, 2018	March 31, 2017
<b>Assets</b>			
<b>Non-current assets</b>			
Property, plant and equipment	4	1,267.32	1,420.18
Capital work-in-progress	5	173.42	118.56
Investment property	7	40.79	34.14
Goodwill	6	7.63	7.62
Other intangible assets	6	147.12	203.35
Intangible assets under development	8	179.82	87.43
Investments in an associate and joint ventures	9 (a)	66.86	188.51
Financial assets			
Other investment	9 (b)	0.13	0.04
Trade receivables	10	4.84	45.77
Loans	11	1.12	5.96
Other financial assets	12	581.15	711.84
Other non-current assets	13	139.38	166.16
		<b>2,609.58</b>	<b>2,989.56</b>
<b>Current assets</b>			
Inventories	14	3,026.37	3,468.84
Financial assets			
Investments	9	-	481.10
Trade receivables	10	2,985.15	3,627.53
Cash and cash equivalents	15	581.07	336.12
Loans	11	49.93	49.40
Other financial assets	12	266.36	148.60
Current tax asset, net		9.33	45.19
Other current assets	13	930.61	1,013.76
		<b>7,848.82</b>	<b>9,170.54</b>
<b>Asset classified as held for sale</b>	<b>16</b>	<b>662.17</b>	<b>-</b>
<b>Total assets</b>		<b>11,120.57</b>	<b>12,160.10</b>
<b>Equity and liabilities</b>			
<b>Equity</b>			
Equity share capital	17	1,063.95	1,004.88
Other equity	18	(8,030.80)	(7,846.21)
Non-controlling interests	19	10.19	8.68
		<b>(6,956.66)</b>	<b>(6,832.65)</b>
<b>Non-current liabilities</b>			
Financial liabilities			
Borrowings	20	7,715.71	4,840.98
Other financial liabilities	21	55.33	225.46
Provisions	23	120.43	127.20
Other non-current liabilities	22	29.98	40.02
		<b>7,921.45</b>	<b>5,233.66</b>
<b>Current liabilities</b>			
Financial liabilities			
Borrowings	20	3,889.45	2,076.38
Trade payables		2,526.60	4,812.25
Other financial liabilities	21	1,597.93	4,926.54
Other current liabilities			
Due to customers		10.41	16.64
Other current liabilities	22	1,025.97	1,105.49
Provisions	23	818.58	821.79
		<b>9,868.94</b>	<b>13,759.09</b>
<b>Liabilities directly associated with assets classified as held for sale</b>	<b>16</b>	<b>286.84</b>	<b>-</b>
<b>Total equity and liabilities</b>		<b>11,120.57</b>	<b>12,160.10</b>
<b>Summary of significant accounting policies</b>	<b>2.4</b>		

The accompanying notes are an integral part of the consolidated financial statements.

In terms of our report attached

For Deloitte Haskins and Sells LLP  
Chartered Accountants  
ICAI Firm Registration  
Number: 117366W/W-100018

Hemant M. Joshi  
Partner  
Membership No.: 038019

Place: Pune  
Date: May 30, 2018

For and on behalf of the Board of Directors of  
Suzlon Energy Limited

Tulsi R. Tanti  
Chairman and Managing Director  
DIN: 00002283

J. P. Chalasani  
Group Chief Executive Officer

Vinod R. Tanti  
Whole Time Director and Chief Operating Officer  
DIN: 00002266

Hemal A. Kanuga  
Company Secretary  
Membership No.: F4126

Place: Pune  
Date: May 30, 2018

## Consolidated statement of profit and loss for the year ended March 31, 2018

All amounts in Rupees Crore, unless otherwise stated

Particulars	Notes	March 31, 2018	March 31, 2017
<b>Income</b>			
Revenue from operations	24	8,292.25	12,692.53
Other operating income		41.59	21.84
Other income	25	79.17	88.82
		<b>8,413.01</b>	<b>12,803.19</b>
<b>Expenses</b>			
Cost of raw materials and components consumed	26	4,031.99	8,291.44
Purchases of stock-in-trade	26	987.95	-
Changes in inventories of finished goods, work-in-progress and stock-in-trade	26	95.77	(748.55)
Employee benefits expense	27	804.68	1,046.48
Finance costs	28	1,580.98	1,287.59
Depreciation and amortisation expenses	6	341.61	389.03
Other expenses	29	1,410.39	1,625.61
		<b>9,253.37</b>	<b>11,891.60</b>
<b>Profit/ (loss) before exceptional items and tax</b>		<b>(840.36)</b>	<b>911.59</b>
Exceptional items	30	(449.62)	-
<b>Profit/ (loss) before tax</b>		<b>(390.74)</b>	<b>911.59</b>
<b>Tax expense</b>	<b>31</b>		
Current tax		(1.56)	11.70
Deferred tax		-	-
<b>Profit/ (loss) after tax</b>		<b>(389.18)</b>	<b>899.89</b>
Share of profit/ (loss) of associate and joint ventures		5.17	(48.25)
<b>Net profit/ (loss) for the year</b>		<b>(384.01)</b>	<b>851.64</b>
<b>Other comprehensive income</b>	<b>32</b>		
<b>Item that will not be reclassified to profit or loss in subsequent periods :</b>			
Re-measurements of the defined benefit plans		11.55	(15.71)
Income tax effect on the above		-	-
Share of other comprehensive income of joint ventures		0.10	(0.15)
Income tax effect on the above		-	-
		<b>11.65</b>	<b>(15.86)</b>
<b>Items that will be reclassified to profit or loss in subsequent periods :</b>			
Gain/(loss) on dilution of investments in subsidiaries		1.07	6.54
Income tax effect on the above		-	-
Exchange differences on translation of foreign operations		(201.99)	(230.36)
Income tax effect on the above		-	-
		<b>(200.92)</b>	<b>(223.82)</b>
<b>Other comprehensive income for the year, net of tax</b>		<b>(189.27)</b>	<b>(239.68)</b>
<b>Total comprehensive income for the year</b>		<b>(573.28)</b>	<b>611.96</b>
<b>Profit for the year attributable to</b>			
Owners of the Company		(376.98)	857.71
Non-controlling interest		(7.03)	(6.07)
		<b>(384.01)</b>	<b>851.64</b>
<b>Other comprehensive income for the year attributable to</b>			
Owners of the Company		(189.27)	(254.74)
Non-controlling interest		-	15.06
		<b>(189.27)</b>	<b>(239.68)</b>
<b>Total comprehensive income for the year attributable to:</b>			
Owners of the Company		(566.25)	602.97
Non-controlling interest		(7.03)	8.99
		<b>(573.28)</b>	<b>611.96</b>

Particulars	Notes	March 31, 2018	March 31, 2017
<b>Earnings per equity share</b>	<b>33</b>		
- Basic earnings per share [Nominal value of share Rs 2 (Rs 2)]		(0.72)	1.71
- Diluted earnings per share [Nominal value of share Rs 2 (Rs 2)]		(0.72)	1.60
<b>Summary of significant accounting policies</b>	<b>2.4</b>		

The accompanying notes are an integral part of the consolidated financial statements.  
In terms of our report attached

For Deloitte Haskins and Sells LLP  
Chartered Accountants  
ICAI Firm Registration  
Number: 117366W/W-100018

Hemant M. Joshi  
Partner  
Membership No.: 038019

Place: Pune  
Date: May 30, 2018

For and on behalf of the Board of Directors of  
Suzlon Energy Limited

Tulsi R. Tanti  
Chairman and Managing Director  
DIN: 00002283

J. P. Chalasani  
Group Chief Executive Officer

Vinod R. Tanti  
Whole Time Director and Chief Operating Officer  
DIN: 00002266

Hemal A. Kanuga  
Company Secretary  
Membership No.: F4126

Place: Pune  
Date: May 30, 2018

## Consolidated statement of changes in equity for the year ended March 31, 2018

All amounts in Rupees Crore, unless otherwise stated

a. Equity share capital														
Equity shares of Rs 2 each, subscribed and fully paid														
No. in Crore	Rs in Crore													
502.05	1,004.10													
0.39	0.78													
502.44	1,004.88													
	29.54													
531.98	1,063.95													
b. Other equity														
Equity component of compound financial instruments	Attributable to owners of the parent company										Non-controlling interest	Total		
	Reserves and surplus							Total other equity						
	Capital reserve	Capital reserve on consolidation	Capital redemption reserve	Legal and statutory reserve	General reserve	Securities premium	Share option outstanding account		Foreign currency translation monetary item difference account	Retained earnings			Foreign currency translation reserve	
As at April 1, 2016	28.50	23.30	0.03	15.00	166.40	858.18	8,844.45	56.11	(161.50)	(18,177.41)	(190.33)	(8,537.27)	-	(8,537.27)
Profit for the year	-	-	-	-	-	-	-	-	-	857.71	-	857.71	(6.07)	851.64
Other comprehensive income (refer Note 32)	-	-	-	-	-	-	-	-	-	(24.38)	(230.36)	(254.74)	15.06	(239.68)
Total comprehensive income	-	-	-	-	-	-	-	-	-	833.33	(230.36)	602.97	8.99	611.96
Conversion of FCCB's	-	-	-	-	-	-	5.24	-	-	-	-	5.24	-	5.24
Options cancelled during the year	-	-	-	-	-	0.51	-	(0.51)	-	-	-	-	-	-
Share-based payments (refer Note 35)	-	-	-	-	-	-	-	2.60	-	16.68	-	19.28	-	19.28
(Gain)/loss and amortisation on long term foreign currency monetary items	-	-	-	-	-	-	-	-	71.74	-	-	71.74	-	71.74
Transfer to reserve	-	-	-	-	(63.81)	-	-	-	-	63.81	-	-	-	-
Foreign currency translation on non-controlling interests	-	-	-	-	-	-	-	-	-	-	-	-	(0.31)	(0.31)
Derecognition of security premium on FCCB	-	-	-	-	-	-	(8.17)	-	-	-	-	(8.17)	-	(8.17)
As at March 31, 2017	28.50	23.30	0.03	15.00	102.59	858.69	8,841.52	58.20	(89.76)	(17,263.59)	(420.69)	(7,846.21)	8.68	(7,837.53)
As at April 1, 2017	28.50	23.30	0.03	15.00	102.59	858.69	8,841.52	58.20	(89.76)	(17,263.59)	(420.69)	(7,846.21)	8.68	(7,837.53)
Profit for the year	-	-	-	-	-	-	-	-	-	(376.98)	-	(376.98)	(7.03)	(384.01)
Other comprehensive income (refer Note 32)	-	-	-	-	-	-	-	-	-	12.72	(201.99)	(189.27)	-	(189.27)
Total comprehensive income	-	-	-	-	-	-	-	-	-	(364.26)	(201.99)	(566.25)	(7.03)	(573.28)
Conversion of FCCB's	-	-	-	-	-	-	397.58	-	-	-	-	397.58	-	397.58
Options cancelled during the year	-	-	-	-	-	9.46	-	(9.46)	-	-	-	-	-	-
Share-based payments (refer Note 35)	-	-	-	-	-	-	-	-	-	-	-	-	-	-
(Gain)/loss and amortisation on long term foreign currency monetary items	-	-	-	-	-	-	-	-	47.59	-	-	47.59	-	47.59
Transfer to reserve	-	-	-	-	-	-	-	-	-	26.72	-	-	-	-
Foreign currency translation on non-controlling interests	-	-	-	-	(26.72)	-	-	-	-	-	-	-	-	-
Dilution of non-controlling interests	-	-	-	-	-	-	-	-	-	-	-	-	(0.04)	(0.04)
Loss of control in overseas subsidiary (refer Note 30)	-	-	-	-	-	-	-	-	-	-	-	-	8.58	8.58
As at March 31, 2018	28.50	23.30	0.03	15.00	12.36	868.15	9,239.10	48.74	(42.17)	(17,601.13)	(622.68)	(8,030.80)	10.19	(8,020.61)
a) Refer Note 18 for nature and purpose of reserves														

**Summary of significant accounting policies****2.4**

The accompanying notes are an integral part of the consolidated financial statements.  
In terms of our report attached

For Deloitte Haskins and Sells LLP  
Chartered Accountants  
ICAI Firm Registration  
Number: 117366W/W-100018

Hemant M. Joshi  
Partner  
Membership No.: 038019

Place: Pune  
Date: May 30, 2018

For and on behalf of the Board of Directors of  
Suzlon Energy Limited

Tulsi R. Tanti  
Chairman and Managing Director  
DIN: 00002283

J. P. Chalasani  
Group Chief Executive Officer

Vinod R. Tanti  
Whole Time Director and Chief Operating Officer  
DIN: 00002266

Hemal A. Kanuga  
Company Secretary  
Membership No.: F4126

Place: Pune  
Date: May 30, 2018

# Consolidated statement of cash flows for the year ended March 31, 2018

All amounts in Rupees Crore, unless otherwise stated

Particulars	March 31, 2018	March 31, 2017
<b>Cash flow from operating activities</b>		
<b>Profit/ (loss) before tax</b>	<b>(390.74)</b>	<b>911.59</b>
<b>Adjustments for:</b>		
Depreciation / amortisation	341.61	389.03
Exceptional items	(449.62)	-
Gain on property, plant and equipments sold / discarded, net	(26.36)	(20.13)
Other income	(80.11)	(74.09)
Interest expenses and other borrowing cost	1,401.25	1,148.50
Profit on sale of mutual funds	(14.19)	(21.65)
Operation, maintenance and warranty expenditure	48.10	121.87
Liquidated damages expenditure	100.95	150.86
Performance guarantee expenditure	103.98	157.87
Bad debts written off	15.17	7.58
Impairment allowance	(21.93)	1.68
Provision/ (reversal) for doubtful debts and advances	1.22	14.36
Adjustments for consolidation*	18.12	(222.40)
Exchange differences, net	51.47	(121.56)
Share-based payment	-	19.28
<b>Operating profit before working capital changes</b>	<b>1,098.92</b>	<b>2,462.79</b>
<b>Movements in working capital</b>		
(Increase) / decrease in financial assets and other assets	0.43	(315.15)
(Increase) / decrease in trade receivables and due from customers	687.50	(1,046.74)
(Increase) / decrease in inventories	400.83	(944.19)
(Decrease)/ increase in other liabilities, financial liabilities and provisions	(2,356.50)	1,506.79
<b>Cash (used in) / generated from operating activities</b>	<b>(168.82)</b>	<b>1,663.50</b>
Direct taxes paid (net of refunds)	59.38	(61.59)
<b>Net cash (used in) / generated from operating activities</b> <b>A</b>	<b>(109.44)</b>	<b>1,601.91</b>
<b>Cash flow from investing activities</b>		
Payment for purchase of property, plant and equipments including capital work-in-progress and capital advances and asset held for sale	(709.55)	(413.96)
Investment in subsidiaries / jointly controlled entities	(30.72)	(152.56)
Other investment	(0.09)	-
Proceeds from sale of property, plant and equipments	55.22	22.68
Proceeds from sale of stake in subsidiaries / joint ventures	0.08	8.55
Purchase / (proceeds from sale) of mutual fund	495.31	(192.41)
Inter-corporate deposits repaid	4.31	43.09
Income from investment property	15.13	6.92
Interest received	36.85	34.34
<b>Net cash (used in) from investing activities</b> <b>B</b>	<b>(133.46)</b>	<b>(643.35)</b>
<b>Cash flow from financing activities</b>		
Repayment of long-term borrowings	(521.61)	(697.00)
Proceeds from long-term borrowings	248.66	294.52
Proceeds from short term-borrowings, net	1,813.07	181.49
Interest and other borrowing cost paid	(1,047.74)	(1,028.03)
<b>Net cash generated/ (used in) financing activities</b> <b>C</b>	<b>492.38</b>	<b>(1,249.02)</b>



**Consolidated statement of cash flows for the year ended March 31, 2018**

All amounts in Rupees Crore, unless otherwise stated

Particulars		March 31, 2018	March 31, 2017
<b>Net increase in cash and cash equivalents</b>	<b>A+B+C</b>	<b>249.48</b>	<b>(290.46)</b>
Less: Cash and bank balances adjusted on liquidation		(4.53)	-
<b>Total</b>		<b>244.95</b>	<b>(290.46)</b>
Cash and cash equivalents at the beginning of year		336.12	626.58
<b>Cash and cash equivalents at the end of year</b>		<b>581.07</b>	<b>336.12</b>

Components of cash and cash equivalents	As at March 31, 2018	As at March 31, 2017
Cash on hand	0.95	1.29
Cheques on hand	181.00	-
Balance with banks	399.12	334.83
	<b>581.07</b>	<b>336.12</b>

**Summary of significant accounting policies****2.4**

Note:

The figures in brackets represent outflows.

\* Primarily includes impact of foreign currency translation in non-integral operations.

The accompanying notes are an integral part of the consolidated financial statements.  
In terms of our report attached

For Deloitte Haskins and Sells LLP  
Chartered Accountants  
ICAI Firm Registration  
Number: 117366W/W-100018

Hemant M. Joshi  
Partner  
Membership No.: 038019

Place: Pune  
Date: May 30, 2018

For and on behalf of the Board of Directors of  
Suzlon Energy Limited

Tulsi R. Tanti  
Chairman and Managing Director  
DIN: 00002283

J. P. Chalasani  
Group Chief Executive Officer

Vinod R. Tanti  
Whole Time Director and Chief Operating Officer  
DIN: 00002266

Hemal A. Kanuga  
Company Secretary  
Membership No.: F4126

Place: Pune  
Date: May 30, 2018

## Notes to consolidated financial statements for the year ended March 31, 2018

All amounts in Rupees Crore, unless otherwise stated

### 1. Group information

Suzlon Energy Limited (the 'Company') is a public limited company domiciled in India with its registered office located at "Suzlon", 5, Shrimali Society, Near Shree Krishna Complex, Navrangpura, Ahmedabad-380009, India. Its shares are listed on the BSE Limited ('BSE') and the National Stock Exchange ('NSE') in India. The company has been incorporated under the provisions of the Companies Act applicable in India.

The Company along with its subsidiaries ('the Group'), associate and joint ventures is primarily engaged in the business of manufacturing of wind turbine generators ('WTGs') and related components (refer Note 39).

The consolidated financial statements were authorised for issue in accordance with a resolution of the directors on May 30, 2018.

Information about the composition of the Group considered in these consolidated financial statements:

#### a) Details of subsidiaries:

Sl. No.	Name of subsidiary	Principal activities	Country of incorporation	Effective ownership in subsidiaries as at	
				March 31, 2018	March 31, 2017
1	AE-Rotor Holding B.V.	Investment	The Netherlands	100.00%	100.00%
2	Anshuman Renewables Limited	Solar	India	100.00%	100.00%
3	Ataegina Forge Limited <sup>(iii)</sup>	IPP	India	-	-
4	Avind Desenvolvimento De Projetos De Energia Ltda <sup>(iii)</sup>	Project development	Brazil	-	100.00%
5	Gale Green Urja Limited	IPP	India	70.00%	70.00%
6	Gale Solarfarms Limited (formerly Gale Solarfarms Private Limited) <sup>(iv)</sup>	Solar	India	92.45%	100.00%
7	Hoenir Forge Limited <sup>(iii)</sup>	IPP	India	-	-
8	Kanak Renewables Limited <sup>(iii)</sup>	IPP	India	-	70.00%
9	Manas Renewables Limited (formerly Sirocco Wind Energy Limited)	IPP	India	100.00%	100.00%
10	Parque Eolico El Almendro S.L.	Project development	Spain	100.00%	100.00%
11	Rajat Renewables Limited <sup>(iii)</sup>	IPP	India	-	70.00%
12	Saroja Renewables Limited <sup>(iii)</sup>	IPP	India	-	70.00%
13	SE Blades Technology B.V.	Technology	The Netherlands	100.00%	100.00%
14	SE Drive Technik GmbH	Investment	Germany	100.00%	100.00%
15	SE Forge Limited	Manufacturing	India	100.00%	100.00%
16	Shanay Renewables Limited <sup>(iii)</sup>	IPP	India	-	70.00%
17	Sharanya Renewables Limited	Solar	India	100.00%	100.00%
18	Sirocco Renewables Limited	IPP	India	100.00%	100.00%
19	Sure Power LLC	Marketing	USA	79.90%	79.90%
20	Suryoday Renewables Limited	Solar	India	100.00%	100.00%
21	Suyash Renewables Limited	IPP	India	70.00%	70.00%
22	Suzlon Energia Elocia do Brasil Ltda <sup>(iii)</sup>	Marketing and OMS	Brazil	-	100.00%
23	Suzlon Energy A/S	Marketing and OMS	Denmark	100.00%	100.00%
24	Suzlon Energy Australia Pty Ltd	Marketing and OMS	Australia	100.00%	100.00%
25	Suzlon Energy B.V.	Investment	The Netherlands	100.00%	100.00%
26	Suzlon Energy Korea Co Ltd	Marketing and OMS	Republic of South Korea	100.00%	100.00%
27	Suzlon Energy Limited	Investment	Mauritius	100.00%	100.00%
28	Suzlon Global Services Limited (formerly Suzlon Structures Limited)	OMS	India	100.00%	100.00%
29	Suzlon Gujarat Wind Park Limited	Project execution	India	100.00%	100.00%
30	Suzlon Power Infrastructure Limited	Project execution	India	100.00%	100.00%

Sl. No.	Name of subsidiary	Principal activities	Country of incorporation	Effective ownership in subsidiaries as at	
				March 31, 2018	March 31, 2017
31	Suzlon Project VIII LLC	Investment	USA	100.00%	100.00%
32	Suzlon Rotor Corporation	Manufacturing	USA	100.00%	100.00%
33	Suzlon Wind Energy (Lanka) Pvt Limited	Marketing and OMS	Sri Lanka	100.00%	100.00%
34	Suzlon Wind Energy BH	Marketing	Bosnia and Herzegovina	50.00%	50.00%
35	Suzlon Wind Energy Bulgaria EOOD <sup>(i)</sup>	Marketing and OMS	Bulgaria	-	100.00%
36	Suzlon Wind Energy Corporation	Marketing and OMS	USA	100.00%	100.00%
37	Suzlon Wind Energy Equipment Trading (Shanghai) Co., Ltd.	Marketing	China	100.00%	100.00%
38	Suzlon Wind Energy Espana, S.L	Marketing and OMS	Spain	100.00%	100.00%
39	Suzlon Wind Energy Italy s.r.l. <sup>(ii)</sup>	Marketing and OMS	Italy	-	100.00%
40	Suzlon Wind Energy Limited	Investment	United Kingdom	100.00%	100.00%
41	Suzlon Wind Energy Nicaragua Sociedad Anonima	Marketing and OMS	Nicaragua	100.00%	100.00%
42	Suzlon Wind Energy Portugal Energia Elocia Unipessoal Lda	Marketing and OMS	Portugal	100.00%	100.00%
43	Suzlon Wind Energy Romania SRL	Marketing and OMS	Romania	100.00%	100.00%
44	Suzlon Wind Energy South Africa (PTY) Ltd	Marketing and OMS	South Africa	80.00%	80.00%
45	Suzlon Wind Energy Uruguay SA	Marketing and OMS	Uruguay	100.00%	100.00%
46	Suzlon Wind Enerji Sanayi Ve Ticaret Sirketi	Marketing and OMS	Turkey	100.00%	100.00%
47	Tarilo Holding B.V.	Investment	The Netherlands	100.00%	100.00%
48	Tornado Solarfarms Limited (formerly Tornado Solarfarms Private Limited) <sup>(iv)</sup>	Solar	India	92.86%	100.00%
49	Tsovinar Energy Limited <sup>(iii)</sup>	IPP	India	-	-
50	Vakratunda Renewables Limited (formerly Vakratunda Wind Energy Limited)	IPP	India	100.00%	100.00%
51	Valum Holding B.V.	Investment	The Netherlands	100.00%	100.00%
52	Varadvinayak Renewables Limited (formerly Varadvinayak Wind Energy Limited)	IPP	India	100.00%	100.00%
53	Vignaharta Renewable Energy Limited (formerly Vignaharta Wind Energy Limited)	IPP	India	100.00%	100.00%
54	Weyland Energy Limited <sup>(iii)</sup>	IPP	India	-	-
55	Wharton Wind, LLC	Project development	USA	79.90%	79.90%

<sup>(i)</sup> Liquidated during the year.

<sup>(ii)</sup> Sold during the year.

<sup>(iii)</sup> Under liquidation and ceased to be subsidiary.

<sup>(iv)</sup> Classified as asset held for disposal.

**b) Details of associate:**

Sl. No.	Name of associate	Principal activities	Country of incorporation	Effective ownership in associate as at	
				March 31, 2018	March 31, 2017
1	Suzlon Energy (Tianjin) Limited	Manufacturing	China	25.00%	25.00%

c) Details of joint ventures:

Sl. No.	Name of joint ventures	Principal activities	Country of incorporation	Effective ownership in joint ventures as at	
				March 31, 2018	March 31, 2017
1	Aalok Solarfarms Limited (formerly Aalok Solarfarms Private Limited) <sup>(i) &amp; (ii)</sup>	Solar	India	51.00%	100.00%
2	Abha Solarfarms Limited (formerly Abha Solarfarms Private Limited) <sup>(i) &amp; (ii)</sup>	Solar	India	51.00%	100.00%
3	Amun Solarfarms Limited (formerly Amun Solarfarms Private Limited) <sup>(i)</sup>	Solar	India	51.05%	51.05%
4	Avighna Solarfarms Limited (formerly Avighna Solarfarms Private Limited) <sup>(i)</sup>	Solar	India	51.59%	51.59%
5	Consortium Suzlon Padgreen Co Ltd	Investment	Mauritius	26.00%	26.00%
6	Heramba Renewables Limited (formerly Heramba Wind Energy Limited) <sup>(i) &amp; (ii)</sup>	Solar	India	51.00%	100.00%
7	Prathamesh Solarfarms Limited (formerly Prathamesh Solarfarms Private Limited) <sup>(i)</sup>	Solar	India	51.00%	51.00%
8	Rudra Solarfarms Limited (formerly Rudra Solarfarms Private Limited) <sup>(i)</sup>	Solar	India	51.01%	51.01%
9	SE Solar Limited <sup>(i)</sup>	Solar	India	51.02%	51.02%
10	Shreyas Solarfarms Limited (formerly Shreyas Solarfarms Private Limited) <sup>(i) &amp; (ii)</sup>	Solar	India	51.00%	100.00%
11	Suzlon Generators Limited	Manufacturing	India	75.00%	75.00%
12	Vayudoot Solarfarms Limited (formerly Vayudoot Solarfarms Private Limited) <sup>(i)</sup>	Solar	India	51.04%	51.00%

- The Group has reclassified its investments in ten joint ventures, who are in the business of generation of electricity through solar energy, as "held for sale". These investments have been accounted for using the equity method. The disposal group does not constitute a separate major component of the Group and therefore has not been classified as discontinued operations. As per Companies Act, 2013, these entities are still subsidiaries of the Company as at March 31, 2018.
- These entities were subsidiaries of the Company during financial year 2016-17 and during the financial year 2017-18 reclassified as joint ventures.

d) Statutory group information under Schedule III to the Companies Act, 2013, of entities consolidated as subsidiary / joint ventures:

Name of the entity in the Group	March 31, 2018							
	Net assets (total assets less total liabilities)		Share in profit / (loss)		Share in other comprehensive income		Share in total comprehensive income	
	As % of consolidated net assets	Amount	As % of consolidated profit or loss	Amount	As % of consolidated other comprehensive income	Amount	As % of consolidated total comprehensive income	Amount
<b>Parent</b>								
Suzlon Energy Limited	(0.05)	353.61	3.01	(1,156.14)	(0.04)	7.17	2.00	(1,148.97)
<b>Subsidiaries</b>								
<b>Indian</b>								
Anshuman Renewables Limited	(0.00)	25.02	-	-*	-	-	-	-*
Ataegina Forge Limited	-	-	-	-*	-	-	-	-*
Gale Green Urja Limited	-	-*	-	-*	-	-	-	-*
Gale Solarfarms Limited	(0.01)	67.94	0.03	(11.96)	-	-	0.02	(11.96)
Hoenir Forge Limited	-	-	-	-*	-	-	-	-*
Manas Renewables Limited	0.00	(0.14)	0.00	(0.01)	-	-	0.00	(0.01)
SE Forge Limited	(0.04)	303.12	0.06	(22.62)	(0.00)	0.34	0.04	(22.28)
Sharanya Renewables Limited	(0.00)	12.51	-	-*	-	-	-	-*
Sirocco Renewables Limited	0.00	(1.21)	0.00	(0.12)	-	-	0.00	(0.12)

March 31, 2018

Name of the entity in the Group	Net assets (total assets less total liabilities)		Share in profit / (loss)		Share in other comprehensive income		Share in total comprehensive income	
	As % of consolidated net assets	Amount	As % of consolidated profit or loss	Amount	As % of consolidated other comprehensive income	Amount	As % of consolidated total comprehensive income	Amount
Suryoday Renewables Limited	(0.00)	6.26	-	_*	-	-	-	_*
Suyash Renewables Limited	-	_*	-	_*	-	-	-	_*
Suzlon Global Services Limited	(0.09)	610.75	0.75	(288.76)	(0.01)	2.10	0.50	(286.66)
Suzlon Gujarat Wind Park Limited	0.05	(352.66)	0.72	(278.36)	(0.01)	1.69	0.48	(276.67)
Suzlon Power Infrastructure Limited	0.01	(82.08)	0.11	(41.18)	(0.00)	0.25	0.07	(40.93)
Tornado Solarfarms Limited	(0.00)	31.51	0.01	(4.60)	-	-	0.01	(4.60)
Tsovinar Energy Limited	-	-	-	_*	-	-	-	_*
Vakratunda Renewables Limited	0.00	(0.06)	0.00	(0.01)	-	-	0.00	(0.01)
Varadvinayak Renewables Limited	0.00	(0.05)	0.00	(0.01)	-	-	0.00	(0.01)
Vignaharta Renewable Energy Limited	(0.01)	37.61	(0.00)	0.06	-	-	(0.00)	0.06
Weyland Energy Limited	-	-	-	_*	-	-	-	_*
<b>Overseas</b>								
AE-Rotor Holding B.V.	0.55	(3,839.04)	(0.92)	351.55	-	-	(0.61)	351.55
Avind Desenvolvimento De Projetos De Energia Ltda	-	-	-	-	-	-	-	-
Parque Eolico El Almendro S.L.	(0.00)	6.86	0.00	(0.01)	-	-	0.00	(0.01)
SE Blades Technology B.V.	(0.00)	1.01	0.02	(6.12)	-	-	0.01	(6.12)
SE Drive Technik GmbH	0.19	(1,297.60)	(0.00)	0.05	-	-	(0.00)	0.05
Sure Power LLC	(0.00)	17.13	0.09	(34.09)	-	-	0.06	(34.09)
Suzlon Energia Elocia do Brasil Ltda	-	-	0.04	(16.77)	-	-	0.03	(16.77)
Suzlon Energy A/S	(0.04)	301.26	1.94	(746.46)	-	-	1.30	(746.46)
Suzlon Energy Australia Pty. Ltd.	(0.00)	3.48	0.56	(213.27)	-	-	0.37	(213.27)
Suzlon Energy B.V.	(0.02)	112.56	0.12	(46.21)	-	-	0.08	(46.21)
Suzlon Energy Korea Co., Ltd.	-	-	-	-	-	-	-	-
Suzlon Energy Ltd., Mauritius	(0.01)	90.92	0.01	(3.11)	-	-	0.01	(3.11)
Suzlon Rotor Corporation	0.01	(45.85)	(0.33)	128.28	-	-	(0.22)	128.28
Suzlon Wind Energy (Lanka) Pvt Ltd	(0.00)	6.10	(0.00)	1.34	-	-	(0.00)	1.34
Suzlon Wind Energy BH	0.00	(1.11)	0.00	(0.13)	-	-	0.00	(0.13)
Suzlon Wind Energy Bulgaria EOOD	-	-	(0.00)	0.46	-	-	(0.00)	0.46
Suzlon Wind Energy Corporation	0.01	(56.81)	0.31	(120.31)	-	-	0.21	(120.31)
Suzlon Wind Energy Equipment Trading (Shanghai) Co., Ltd.	(0.00)	8.46	(0.02)	6.39	-	-	(0.01)	6.39
Suzlon Wind Energy Espana, S.L	(0.01)	56.62	(0.03)	10.20	-	-	(0.02)	10.20

March 31, 2018

Name of the entity in the Group	Net assets (total assets less total liabilities)		Share in profit / (loss)		Share in other comprehensive income		Share in total comprehensive income	
	As % of consolidated net assets	Amount	As % of consolidated profit or loss	Amount	As % of consolidated other comprehensive income	Amount	As % of consolidated total comprehensive income	Amount
Suzlon Wind Energy Italy s.r.l.	-	-	0.00	(0.59)	-	-	0.00	(0.59)
Suzlon Wind Energy Ltd	0.00	(1.12)	0.00	(0.02)	-	-	0.00	(0.02)
Suzlon Wind Energy Nicaragua Sociedad Anonima	0.00	(19.01)	(0.01)	3.06	-	-	(0.01)	3.06
Suzlon Wind Energy Portugal Energia Elocia Unipessoal Lda	0.00	(0.15)	(0.02)	7.09	-	-	(0.01)	7.09
Suzlon Wind Energy Romania SRL	(0.00)	4.23	0.00	(0.27)	-	-	0.00	(0.27)
Suzlon Wind Energy South Africa (PTY) Ltd	0.04	(252.16)	0.02	(8.73)	-	-	0.02	(8.73)
Suzlon Wind Energy Uruguay SA	(0.00)	4.20	(0.01)	2.05	-	-	(0.00)	2.05
Suzlon Wind Enerji Sanayi Ve Ticaret Limited Sirketi	(0.00)	21.71	(0.03)	9.69	-	-	(0.02)	9.69
Tarilo Holding B.V.	(0.01)	61.22	0.00	(0.60)	-	-	0.00	(0.60)
Valum Holding B.V.	(0.00)	2.32	(0.00)	0.65	-	-	(0.00)	0.65
Non-controlling interests	(0.00)	10.19	(0.02)	7.03	-	-	(0.01)	7.03
<b>Joint ventures</b>								
<b>Indian</b>								
Aalok Solarfarms Limited	-	-	0.01	(3.58)	-	-	0.01	(3.58)
Abha Solarfarms Limited	-	-	(0.01)	3.86	-	-	(0.01)	3.86
Amun Solarfarms Limited	-	-	0.00	(1.06)	-	-	0.00	(1.06)
Avighna Solarfarms Limited	-	-	0.01	(2.34)	-	-	0.00	(2.34)
Heramba Renewables Limited	-	-	(0.02)	8.96	-	-	(0.02)	8.96
Prathamesh Solarfarms Limited	-	-	0.02	(9.05)	-	-	0.02	(9.05)
Rudra Solarfarms Limited	-	-	0.00	(0.49)	-	-	0.00	(0.49)
SE Solar Limited	-	-	(0.01)	4.89	-	-	(0.01)	4.89
Shreyas Solarfarms Limited	-	-	(0.01)	5.59	-	-	(0.01)	5.59
Suzlon Generators Limited	-	-	(0.00)	0.23	(0.00)	0.10	(0.00)	0.33
Vayudoot Solarfarms Limited	-	-	(0.00)	1.50	-	-	(0.00)	1.50
<b>Overseas</b>								
Consortium Suzlon Padgreen Co Ltd	-	-	-	-	-	-	-	-
<b>Associates</b>								
<b>Overseas</b>								
Suzlon Energy (Tianjin) Ltd.	-	-	0.01	(3.34)	-	-	0.01	(3.34)
<b>Eliminations</b>	0.45	(3,164.21)	(5.43)	2,083.38	1.06	(200.92)	(3.28)	1,882.46
<b>Total</b>	<b>1.00</b>	<b>(6,956.66)</b>	<b>1.00</b>	<b>(384.01)</b>	<b>1.00</b>	<b>(189.27)</b>	<b>1.00</b>	<b>(573.28)</b>



March 31, 2017

Name of the entity in the Group	Net assets (total assets less total liabilities)		Share in profit / (loss)		Share in other comprehensive income		Share in total comprehensive income	
	As % of consolidated net assets	Amount	As % of consolidated profit or loss	Amount	As % of consolidated other comprehensive income	Amount	As % of consolidated total comprehensive income	Amount
<b>Parent</b>								
Suzlon Energy Limited	(0.15)	1,022.47	0.42	355.70	0.04	(9.94)	0.56	345.76
<b>Subsidiaries</b>								
<b>Indian</b>								
Aalok Solarfarms Limited	(0.00)	3.78	(0.00)	(0.04)	-	-	(0.00)	(0.04)
Abha Solarfarms Limited	(0.00)	3.78	(0.00)	(0.04)	-	-	(0.00)	(0.04)
Anshuman Renewables Limited	(0.00)	25.02	(0.00)	(0.02)	-	-	(0.00)	(0.02)
Gale Green Urja Limited	-	_*	-	_*	-	-	-	_*
Gale Solarfarms Limited	(0.01)	57.33	(0.00)	(0.36)	-	-	(0.00)	(0.36)
Hermaba Renewables Limited	(0.00)	8.91	(0.00)	(0.08)	-	-	(0.00)	(0.08)
Kanak Renewables Limited	-	_*	-	_*	-	-	-	_*
Manas Renewables Limited	0.00	(0.13)	(0.00)	(0.01)	-	-	(0.00)	(0.01)
Rajat Renewables Limited	-	_*	-	_*	-	-	-	_*
Saroja Renewables Limited	-	_*	-	_*	-	-	-	_*
SE Forge Limited	(0.05)	325.31	0.06	51.79	0.00	(0.61)	0.08	51.18
Shanay Renewables Limited	-	_*	-	_*	-	-	-	_*
Sharanya Renewables Limited	(0.00)	12.51	(0.00)	(0.03)	-	-	(0.00)	(0.03)
Shreyas Solarfarms Limited	(0.00)	7.56	(0.00)	(0.07)	-	-	(0.00)	(0.07)
Sirocco Renewables Limited	0.00	(1.09)	(0.00)	(0.10)	-	-	(0.00)	(0.10)
Suryoday Renewables Limited	(0.00)	6.26	(0.00)	(0.02)	-	-	(0.00)	(0.02)
Suyash Renewables Limited	-	_*	-	_*	-	-	-	_*
Suzlon Global Services Limited (earlier Suzlon Structures Limited)	(0.13)	897.41	(0.54)	(456.94)	0.01	(3.04)	(0.75)	(459.98)
Suzlon Gujarat Wind Park Limited	0.01	(78.36)	(0.08)	(69.45)	0.01	(1.75)	(0.12)	(71.20)
Suzlon Power Infrastructure Limited	0.01	(41.15)	(0.05)	(44.83)	0.00	(0.37)	(0.07)	(45.20)
Tornado Solarfarms Limited	(0.00)	23.75	(0.00)	(0.17)	-	-	(0.00)	(0.17)
Vakratunda Renewables Limited	0.00	(0.05)	-	_*	-	-	-	_*
Varadvinayak Renewables Limited	0.00	(0.04)	-	_*	-	-	-	_*
Vignaharta Renewable Energy Limited	(0.01)	37.55	0.00	0.06	-	-	0.00	0.06
<b>Overseas</b>								
AE-Rotor Holding B.V.	(0.39)	2,642.10	(3.50)	(2,981.04)	-	-	(4.87)	(2,981.04)
Avind Desenvolvimento De Projetos De Energia Ltda	0.00	(0.01)	-	-	-	-	-	-

March 31, 2017

Name of the entity in the Group	Net assets (total assets less total liabilities)		Share in profit / (loss)		Share in other comprehensive income		Share in total comprehensive income	
	As % of consolidated net assets	Amount	As % of consolidated profit or loss	Amount	As % of consolidated other comprehensive income	Amount	As % of consolidated total comprehensive income	Amount
Parque Eolico El Almendo S.L.	0.00	(2.70)	(0.00)	(0.15)	-	-	(0.00)	(0.15)
SE Blades Technology B.V.	(0.00)	6.47	(0.01)	(7.33)	-	-	(0.01)	(7.33)
SE Drive Technik GmbH	0.16	(1,112.54)	(0.01)	(10.47)	-	-	(0.02)	(10.47)
Sure Power LLC	(0.01)	43.20	(0.04)	(30.21)	-	-	(0.05)	(30.21)
Suzlon Energia Elocia do Brasil Ltda	0.07	(444.64)	(0.07)	(55.74)	-	-	(0.09)	(55.74)
Suzlon Energy A/S	(0.26)	1,757.58	(0.05)	(41.53)	-	-	(0.07)	(41.53)
Suzlon Energy Australia Pty. Ltd.	(0.03)	215.29	0.01	7.83	-	-	0.01	7.83
Suzlon Energy B.V.	(0.03)	213.36	(0.08)	(69.57)	-	-	(0.11)	(69.57)
Suzlon Energy Korea Co., Ltd.	-	-	-	-	-	-	-	-
Suzlon Energy Ltd., Mauritius	(0.00)	7.87	0.00	0.24	-	-	0.00	0.24
Suzlon Rotor Corporation	0.03	(174.50)	0.02	14.12	-	-	0.02	14.12
Suzlon Wind Energy (Lanka) Pvt Ltd	(0.00)	4.93	0.00	0.57	-	-	0.00	0.57
Suzlon Wind Energy BH	0.00	(0.84)	(0.01)	(4.94)	-	-	(0.01)	(4.94)
Suzlon Wind Energy Bulgaria EOOD	(0.00)	0.37	(0.00)	(0.19)	-	-	(0.00)	(0.19)
Suzlon Wind Energy Corporation	(0.01)	65.08	0.02	13.94	-	-	0.02	13.94
Suzlon Wind Energy Equipment Trading (Shanghai) Co., Ltd.	(0.00)	1.53	0.00	0.34	-	-	0.00	0.34
Suzlon Wind Energy Espana, S.L	(0.01)	39.22	(0.00)	(2.94)	-	-	(0.00)	(2.94)
Suzlon Wind Energy Italy s.r.l.	0.00	(7.99)	(0.00)	(1.82)	-	-	(0.00)	(1.82)
Suzlon Wind Energy Ltd	(1.03)	7,071.12	(0.25)	(214.69)	-	-	(0.35)	(214.69)
Suzlon Wind Energy Nicaragua Sociedad Anonima	0.00	(23.26)	(0.00)	(2.44)	-	-	(0.00)	(2.44)
Suzlon Wind Energy Portugal Energia Elocia Unipessoal Lda	0.00	(6.63)	0.00	3.06	-	-	0.01	3.06
Suzlon Wind Energy Romania SRL	(0.00)	4.01	(0.00)	(0.08)	-	-	(0.00)	(0.08)
Suzlon Wind Energy South Africa (PTY) Ltd	0.03	(212.02)	0.03	22.92	-	-	0.04	22.92
Suzlon Wind Energy Uruguay SA	(0.00)	2.12	(0.02)	(17.56)	-	-	(0.03)	(17.56)
Suzlon Wind Enerji Sanayi Ve Ticaret Limited Sirketi	(0.00)	14.05	0.01	5.01	-	-	0.01	5.01
Tarilo Holding B.V.	(0.01)	53.03	(0.13)	(110.00)	-	-	(0.18)	(110.00)
Valum Holding B.V.	(0.00)	1.40	(0.00)	(1.11)	-	-	(0.00)	(1.11)
Non-controlling interests	(0.00)	8.68	(0.01)	(8.99)	-	-	(0.01)	(8.99)
<b>Joint ventures</b>								
<b>Indian</b>								
Amun Solarfarms Limited	-	-	(0.00)	(1.71)	-	-	(0.00)	(1.71)
Avighna Solarfarms Limited	-	-	(0.00)	(3.05)	-	-	(0.00)	(3.05)

March 31, 2017								
Name of the entity in the Group	Net assets (total assets less total liabilities)		Share in profit / (loss)		Share in other comprehensive income		Share in total comprehensive income	
	As % of consolidated net assets	Amount	As % of consolidated profit or loss	Amount	As % of consolidated other comprehensive income	Amount	As % of consolidated total comprehensive income	Amount
Prathamesh Solarfarms Limited	-	-	0.00	1.19	-	-	0.00	1.19
Rudra Solarfarms Limited	-	-	(0.00)	(4.18)	-	-	(0.01)	(4.18)
SE Solar Limited	-	-	(0.02)	(16.26)	-	-	(0.03)	(16.26)
Suzlon Generators Limited	-	-	0.00	2.98	0.00	(0.15)	0.00	2.83
Vayudoot Solarfarms Limited	-	-	(0.00)	(1.59)	-	-	(0.00)	(1.59)
<b>Overseas</b>								
Consortium Suzlon Padgreen Co Ltd	-	-	-	-	-	-	-	-
<b>Associates</b>								
<b>Overseas</b>								
Suzlon Energy (Tianjin) Ltd.	-	-	(0.03)	(25.23)	-	-	(0.04)	(25.23)
<b>Eliminations</b>	2.83	(19,309.75)	5.35	4,556.88	0.93	(223.82)	7.08	4,333.06
<b>Total</b>	<b>1.00</b>	<b>(6,832.65)</b>	<b>1.00</b>	<b>851.64</b>	<b>1.00</b>	<b>(239.68)</b>	<b>1.00</b>	<b>611.96</b>

\*Less than Rs 0.01 Crore

## 2. Basis of preparation and significant accounting policies

### 2.1 Basis of preparation

The consolidated financial statements of the Group have been prepared in accordance with Indian Accounting Standards (Ind AS) notified under section 133 of the Companies Act, 2013 read together with the Companies (Indian Accounting Standards) Rules, 2015, as amended ("the Rules").

The financial statements have been prepared on a historical cost basis, except for the following assets and liabilities which have been measured at fair value:

- Derivative financial instruments and
- Certain financial assets and liabilities measured at fair value (refer accounting policy regarding financial instruments)

The financial statements are presented in Indian Rupees and all values are rounded to the nearest Crore (INR 0,000,000) up to two decimals, except when otherwise indicated.

Financial statements for the year ended March 31, 2017 were audited by S R Batliboi & Co. LLP, Pune and SNK & Co. Pune.

### 2.2 Basis of consolidation

The consolidated financial statements comprise the financial statements of Suzlon Energy Limited ('SEL' or 'the Company') and its subsidiaries (together referred to as 'Suzlon' or 'the Group'). Control is achieved when the Group is exposed, or has rights, to variable returns from its involvement with the investee and has the ability to affect those returns through its power over the investee. Specifically, the Group controls an investee if and only if the Group has:

- Power over the investee (i.e. existing rights that give it the current ability to direct the relevant activities of the investee),
- Exposure, or rights, to variable returns from its involvement with the investee, and
- The ability to use its power over the investee to affect its returns.

Generally, there is a presumption that a majority of voting rights result in control. To support this presumption and when the Group has less than a majority of the voting or similar rights of an investee, the Group considers all relevant facts and circumstances in assessing whether it has power over an investee, including:

- The contractual arrangement with the other vote holders of the investee
- Rights arising from other contractual arrangements
- The Group's voting rights and potential voting rights
- The size of the Group's holding of voting rights relative to the size and dispersion of the holdings of the other voting rights holders

The Group re-assesses whether or not it controls an investee if facts and circumstances indicate that there are changes to one or more of the three elements of control. Consolidation of a subsidiary begins when the Group obtains control over the subsidiary and ceases when the Group loses control of the subsidiary. Assets, liabilities, income and expenses of a subsidiary acquired or disposed of during the year are included in the consolidated financial statements from the date the Group gains control until the date the Group ceases to control the subsidiary.

Consolidated financial statements are prepared using uniform accounting policies for like transactions and other events in similar circumstances. If a member of the Group uses accounting policies other than those adopted in the consolidated financial statements for like transactions and events in similar circumstances, appropriate adjustments are made to that Group member's financial statements in preparing the consolidated financial statements to ensure conformity with the Group's accounting policies.

The financial statements of all entities used for the purpose of consolidation are drawn up to same reporting date as that of the parent company, i.e., year ended on 31 March. When the end of the reporting period of the parent is different from that of a subsidiary, the subsidiary prepares, for consolidation purposes, additional financial information as of the same date as the financial statements of the parent to enable the parent to consolidate the financial information of the subsidiary, unless it is impracticable to do so.

**Consolidation procedure:**

- a) Combine like items of assets, liabilities, equity, income, expenses and cash flows of the parent with those of its subsidiaries. For this purpose, income and expenses of the subsidiary are based on the amounts of the assets and liabilities recognised in the consolidated financial statements at the acquisition date.
- b) Offset (eliminate) the carrying amount of the parent's investment in each subsidiary and the parent's portion of equity of each subsidiary. Business combinations policy explains how to account for any related goodwill.
- c) Eliminate in full intragroup assets and liabilities, equity, income, expenses and cash flows relating to transactions between entities of the Group (profits or losses resulting from intragroup transactions that are recognised in assets, such as inventory and fixed assets, are eliminated in full). Intragroup losses may indicate an impairment that requires recognition in the consolidated financial statements. Ind AS 12 *Income Taxes* applies to temporary differences that arise from the elimination of profits and losses resulting from intragroup transactions.

Profit or loss and each component of other comprehensive income ('OCI') are attributed to the equity holders of the parent of the Group and to the non-controlling interests, even if this results in the non-controlling interests having a deficit balance. When necessary, adjustments are made to the financial statements of subsidiaries to bring their accounting policies into line with the Group's accounting policies. All intra-group assets and liabilities, equity, income, expenses and cash flows relating to transactions between members of the Group are eliminated in full on consolidation.

A change in the ownership interest of a subsidiary, without a loss of control, is accounted for as an equity transaction. If the Group loses control over a subsidiary, it:

- Derecognises the assets (including goodwill) and liabilities of the subsidiary
- Derecognises the carrying amount of any non-controlling interests
- Derecognises the cumulative translation differences recorded in equity
- Recognises the fair value of the consideration received
- Recognises the fair value of any investment retained
- Recognises any surplus or deficit in profit or loss
- Reclassifies the parent's share of components previously recognised in OCI to profit or loss or retained earnings, as appropriate, as would be required if the Group had directly disposed of the related assets or liabilities.

## 2.3 Recent accounting developments

### Standards issued but not yet effective

The amendments to standards that are issued, but not yet effective, up to the date of issuance of the Group financial statements are disclosed below. The Group intends to adopt these standards, if applicable, when they become effective.

The Ministry of Corporate Affairs ('MCA') has issued the Companies (Indian Accounting Standards) Amendment Rules, 2017 and has amended the following standard:

### Appendix B to Ind AS 21 Foreign currency transactions and advance considerations:

On March 28, 2018, the Ministry of Corporate Affairs ('the MCA') notified the Companies (Indian Accounting Standards) amendment Rules, 2018 containing Appendix B to Ind AS 21, Foreign currency transactions and advance consideration which clarifies the date of the transaction for the purpose of determining the exchange rate to use on initial recognition of the related asset, expense or income, when an entity has received or paid advance consideration in a foreign currency.

The amendment will come into force from April 1, 2018. The Group has evaluated the effect of this on the financial statements and the impact is not material.

**Ind AS 115 Revenue from contracts with customers:**

On March 28, 2018, the MCA notified Ind AS 115. The core principal of new standard is that an entity should recognise revenue to depict the transfer of promised goods or services to customers in an amount that reflects the consideration to which the entity expects to be entitled in exchange for those goods or services. Further, the new standard requires enhanced disclosures about the nature, amount, timing and uncertainty of revenue and cash flows arising from the entity's contracts with customers.

The standard permits two possible methods of transition:

- Retrospective approach – Under this approach the standard will be applied retrospectively to each reporting period presented in accordance with Ind AS 8 Accounting Policies, Changes in accounting estimates and Errors.
- Retrospectively with cumulative effect of initially applying the standard recognised at the date of initial application (Cumulative catch-up approach).

The effective date for adoption of Ind AS 115 is financial period beginning from April 1, 2018. The Group will adopt the standard on April 1, 2018 by using the cumulative catch-up transition method and accordingly, comparatives for the year ending or ended March 31, 2018 will not be retrospectively adjusted. The Group is evaluating the impact of adoption of Ind AS 115 and based on the preliminary assessment there shall be no material impact.

**2.4 Summary of significant accounting policies****a. Business combinations and goodwill**

Business combinations are accounted for using the acquisition method. The cost of an acquisition is measured as the aggregate of the consideration transferred measured at acquisition date fair value and the amount of any non-controlling interests in the acquiree. For each business combination, the Group elects whether to measure the non-controlling interests in the acquiree at fair value or at the proportionate share of the acquiree's identifiable net assets. Acquisition-related costs are expensed as incurred.

At the acquisition date, the identifiable assets acquired and the liabilities assumed are recognised at their acquisition date fair values. For this purpose, the liabilities assumed include contingent liabilities representing present obligation and they are measured at their acquisition fair values irrespective of the fact that outflow of resources embodying economic benefits is not probable. However, the following assets and liabilities acquired in a business combination are measured at the basis indicated below:

- Deferred tax assets or liabilities, and the assets or liabilities related to employee benefit arrangements are recognised and measured in accordance with Ind AS 12 Income Tax and Ind AS 19 Employee Benefits respectively.
- Liabilities or equity instruments related to share based payment arrangements of the acquiree or share – based payments arrangements of the Group entered into to replace share-based payment arrangements of the acquiree are measured in accordance with Ind AS 102 Share-based Payments at the acquisition date.
- Assets (or disposal groups) that are classified as held for sale in accordance with Ind AS 105 Non-current Assets Held for Sale and Discontinued Operations are measured in accordance with that standard.

When the Group acquires a business, it assesses the financial assets and liabilities assumed for appropriate classification and designation in accordance with the contractual terms, economic circumstances and pertinent conditions as at the acquisition date. This includes the separation of embedded derivatives in host contracts by the acquiree.

If the business combination is achieved in stages, any previously held equity interest is re-measured at its acquisition date fair value and any resulting gain or loss is recognised in profit or loss or OCI, as appropriate.

Any contingent consideration to be transferred by the acquirer is recognised at fair value at the acquisition date. Contingent consideration classified as an asset or liability that is a financial instrument and within the scope of Ind AS 109 *Financial Instruments*, is measured at fair value with changes in fair value recognised in profit or loss. If the contingent consideration is not within the scope of Ind AS 109, it is measured in accordance with the appropriate Ind AS. Contingent consideration that is classified as equity is not re-measured at subsequent reporting dates and subsequent its settlement is accounted for within equity.

Goodwill is initially measured at cost, being the excess of the aggregate of the consideration transferred and the amount recognised for non-controlling interests, and any previous interest held, over the net identifiable assets acquired and liabilities assumed. If the fair value of the net assets acquired is in excess of the aggregate consideration transferred, the Group re-assesses whether it has correctly identified all of the assets acquired and all of the liabilities assumed and reviews the procedures used to measure the amounts to be recognised at the acquisition date. If the reassessment still results in an excess of the fair value of net assets acquired over the aggregate consideration transferred, then the gain is recognised in OCI and accumulated in equity as capital reserve. However, if there is no clear evidence of bargain purchase, the entity recognises the gain directly in equity as capital reserve, without routing the same through OCI.

After initial recognition, goodwill is measured at cost less any accumulated impairment losses. For the purpose of impairment testing, goodwill acquired in a business combination is, from the acquisition date,

allocated to each of the Group's cash-generating units that are expected to benefit from the combination, irrespective of whether other assets or liabilities of the acquiree are assigned to those units.

A cash generating unit to which goodwill has been allocated is tested for impairment annually, or more frequently when there is an indication that the unit may be impaired. If the recoverable amount of the cash generating unit is less than its carrying amount, the impairment loss is allocated first to reduce the carrying amount of any goodwill allocated to the unit and then to the other assets of the unit pro rata based on the carrying amount of each asset in the unit. Any impairment loss for goodwill is recognised in profit or loss. An impairment loss recognised for goodwill is not reversed in subsequent periods.

Where goodwill has been allocated to a cash-generating unit and part of the operation within that unit is disposed of, the goodwill associated with the disposed operation is included in the carrying amount of the operation when determining the gain or loss on disposal. Goodwill disposed in these circumstances is measured based on the relative values of the disposed operation and the portion of the cash-generating unit retained.

If the initial accounting for a business combination is incomplete by the end of the reporting period in which the combination occurs, the Group reports provisional amounts for the items for which the accounting is incomplete. Those provisional amounts are adjusted through goodwill during the measurement period, or additional assets or liabilities are recognised, to reflect new information obtained about facts and circumstances that existed at the acquisition date that, if known, would have affected the amounts recognised at that date. These adjustments are called as measurement period adjustments. The measurement period does not exceed one year from the acquisition date.

**b. Investment in associates and joint ventures**

An associate is an entity over which the Suzlon Group has significant influence. Significant influence is the power to participate in the financial and operating policy decisions of the investee, but is not control or joint control over those policies.

A joint venture is a type of joint arrangement whereby the parties that have joint control of the arrangement have rights to the net assets of the joint venture. Joint control is the contractually agreed sharing of control of an arrangement, which exists only when decisions about the relevant activities require unanimous consent of the parties sharing control.

The considerations made in determining whether significant influence or joint control are similar to those necessary to determine control over the subsidiaries.

The Group's investments in its associate and joint venture are accounted for using the equity method. Under the equity method, the investment in an associate or a joint venture is initially recognised at cost. The carrying amount of the investment is adjusted to recognise changes in the Group's share of net assets of the associate or joint venture since the acquisition date. Goodwill relating to the associate or joint venture is included in the carrying amount of the investment and is not tested for impairment individually.

The statement of profit and loss reflects the Group's share of the results of operations of the associate or joint venture. Any change in OCI of those investees is presented as part of the Group's OCI. In addition, when there has been a change recognised directly in the equity of the associate or joint venture, the Group recognises its share of any changes, when applicable, in the statement of changes in equity. Unrealised gains and losses resulting from transactions between the Group and the associate or joint venture are eliminated to the extent of the interest in the associate or joint venture.

If an entity's share of losses of an associate or a joint venture equals or exceeds its interest in the associate or joint venture (which includes any long term interest that, in substance, form part of the Group's net investment in the associate or joint venture), the entity discontinues recognising its share of further losses. Additional losses are recognised only to the extent that the Group has incurred legal or constructive obligations or made payments on behalf of the associate or joint venture. If the associate or joint venture subsequently reports profits, the entity resumes recognising its share of those profits only after its share of the profits equals the share of losses not recognised. The aggregate of the Group's share of profit or loss of an associate and a joint venture is shown on the face of the statement of profit and loss.

The financial statements of the associate or joint venture are prepared for the same reporting period as the Group. When necessary, adjustments are made to bring the accounting policies in line with those of the Group.

After application of the equity method, the Group determines whether it is necessary to recognise an impairment loss on its investment in its associate or joint venture. At each reporting date, the Group determines whether there is objective evidence that the investment in the associate or joint venture is impaired. If there is such evidence, the Group calculates the amount of impairment as the difference between the recoverable amount of the associate or joint venture and its carrying value, and then recognises the loss as 'Share of profit of an associate and a joint venture' in the statement of profit and loss.

**c. Current versus non-current classification**

The Group presents assets and liabilities in the balance sheet based on current/ non-current classification. An asset is treated as current when it is:

- Expected to be realised or intended to be sold or consumed in normal operating cycle



- Held primarily for the purpose of trading
- Expected to be realised within twelve months after the reporting period, or
- Cash or cash equivalent unless restricted from being exchanged or used to settle a liability for at least twelve months after the reporting period.

All other assets are classified as non-current.

A liability is current when:

- It is expected to be settled in normal operating cycle
- It is held primarily for the purpose of trading
- It is due to be settled within twelve months after the reporting period, or
- There is no unconditional right to defer the settlement of the liability for at least twelve months after the reporting period.

Deferred tax assets and liabilities are classified as non-current assets and liabilities.

The Group classifies all other liabilities as non-current. The operating cycle is the time between the acquisition of assets for processing and their realisation in cash and cash equivalents. The group has identified twelve months as its operating cycle.

#### d. Foreign currencies

The Group's consolidated financial statements are presented in Indian Rupees, which is also the parent company's functional currency. For each entity the Group determines the functional currency and items included in the financial statements of each entity are measured using that functional currency. The Group uses line by line consolidation and on disposal of a foreign operation the gain or loss that is reclassified to profit or loss reflects the amount that arises from using this method.

##### Transactions and balances

Foreign currency transactions are recorded in the reporting currency, by applying to the foreign currency amount the exchange rate between the reporting currency and the foreign currency at the date of the transaction.

Foreign currency monetary items are retranslated using the exchange rate prevailing at the reporting date. Exchange differences arising on settlement or translation of monetary items are recognised in profit or loss.

Non-monetary items that are measured in terms of historical cost in a foreign currency are translated using the exchange rates at the dates of the initial transactions. Non-monetary items measured at fair value in a foreign currency are translated using the exchange rates at the date when the fair value is determined. The gain or loss arising on translation of non-monetary items measured at fair value is treated in line with the recognition of the gain or loss on the change in fair value of the item (i.e., translation differences on items whose fair value gain or loss is recognised in OCI or profit or loss are also recognised in OCI or profit or loss, respectively).

In accordance with Ind AS 101 provisions related to first time adoption, the Group has elected to continue with the policy of accounting for exchange differences arising from translation of long-term foreign currency monetary items recognised in the financial statements prepared as per IGAAP for the year ended March 31, 2016. Accordingly, exchange differences arising on other long-term foreign currency monetary items (existing as at March 31, 2016) are accumulated in the "Foreign Currency Monetary Item Translation Difference Account" and amortised over the remaining life of the concerned monetary item. It is presented as a part of "Other Equity".

##### Group companies

On consolidation, the assets and liabilities of foreign operations are translated into INR at the rate of exchange prevailing at the reporting date and their statements of profit or loss are translated at exchange rates prevailing at the dates of the transactions. For practical reasons, the Group uses an average rate to translate income and expense items, if the average rate approximates the exchange rates at the dates of the transactions. The exchange differences arising on translation for consolidation are recognised in OCI. On disposal of a foreign operation, the component of OCI relating to that particular foreign operation is recognised in profit or loss.

#### e. Fair value measurement

The Group measures financial instruments, such as, derivatives at fair value at each balance sheet date.

Fair value is the price that would be received to sell an asset or paid to transfer a liability in an orderly transaction between market participants at the measurement date. The fair value measurement is based on the presumption that the transaction to sell the asset or transfer the liability takes place either:

- In the principal market for the asset or liability, or
- In the absence of a principal market, in the most advantageous market for the asset or liability

The principal or the most advantageous market must be accessible by the Group.

The fair value of an asset or a liability is measured using the assumptions that market participants would use when pricing the asset or liability, assuming that market participants act in their economic best interest.

A fair value measurement of a non-financial asset takes into account a market participant's ability to generate economic benefits by using the asset in its highest and best use or by selling it to another market participant that would use the asset in its highest and best use.

The Group uses valuation techniques that are appropriate in the circumstances and for which sufficient data are available to measure fair value, maximising the use of relevant observable inputs and minimising the use of unobservable inputs.

All assets and liabilities for which fair value is measured or disclosed in the financial statements are categorised within the fair value hierarchy, described as follows, based on the lowest level input that is significant to the fair value measurement as a whole:

- Level 1 - Quoted (unadjusted) market prices in active markets for identical assets or liabilities
- Level 2 - Valuation techniques for which the lowest level input that is significant to the fair value measurement is directly or indirectly observable
- Level 3 - Valuation techniques for which the lowest level input that is significant to the fair value measurement is Unobservable

For assets and liabilities that are recognised in the financial statements on a recurring basis, the Group determines whether transfers have occurred between levels in the hierarchy by re-assessing categorisation (based on the lowest level input that is significant to the fair value measurement as a whole) at the end of each reporting period.

The Group management determines the policies and procedures for recurring and non-recurring fair value measurement. Involvement of external valuers is decided upon annually by Company management. The management decides after discussion with external valuers about valuation technique and inputs to use for each case.

At each reporting date, the Group's management analyses the movements in the values of assets and liabilities which are required to be re-measured or re-assessed as per the Group's accounting policies. For this analysis, the Group verifies the major inputs applied in the latest valuation by agreeing the information in the valuation computation to contracts and other relevant documents.

The Group, in conjunction with the Group's external valuers, also compares the change in the fair value of each asset and liability with relevant external sources to determine whether the change is reasonable.

For the purpose of fair value disclosures, the Group has determined classes of assets and liabilities on the basis of the nature, characteristics and risks of the asset or liability and the level of the fair value hierarchy as explained above.

This note summarises accounting policy for fair value. Other fair value related disclosures are given in the relevant notes.

- Quantitative disclosures of fair value measurement hierarchy (refer Note 42)
- Investment properties (refer Note 2.4 (k))
- Financial instruments (including those carried at amortised cost) (refer Note 2.4 (t))

#### **f. Revenue recognition**

Revenue is recognised to the extent it is probable that the economic benefits will flow to the Group and that the revenue can be reliably measured, regardless of when the payment is being made. Revenue is measured at the fair value of consideration received or receivable, taking into account contractually defined terms of payment and excluding taxes or duties collected on behalf of the government. The Company assesses its revenue arrangements against specific criteria, i.e., whether it has exposure to the significant risks and rewards associated with the sale of goods or the rendering of services, in order to determine if it is acting as a principal or as an agent.

Revenue is recognised, net of trade discounts, goods and service tax or other taxes, as applicable.

##### **Sale of goods**

Revenue from sale of goods is recognised in the statement of profit and loss when the significant risks and rewards in respect of ownership of goods have been transferred to the buyer as per the terms of the respective sales order and the Company neither continuing managerial involvement to the degree usually associated with ownership nor effective control over the goods sold. Revenue from the sale of goods is measured at the fair value of consideration received or receivable, net of returns and allowances and discounts.

Contracts to deliver wind power systems (turnkey and projects involving installation and/or commissioning apart from supply) are classified as construction contracts and the revenue from them is recognised based on the stage of completion of the individual contract using the percentage completion method, provided the order outcome as well as expected total costs can be reliably estimated. Where the profit from a contract cannot be estimated reliably, revenue is only recognised equalling the expenses incurred to the extent that it is probable that the expenses will be recovered.

Due from customers, if any, are measured at the selling price of the work performed based on the stage of

completion less interim billing and expected losses. The stage of completion is measured by the proportion that the contract expenses incurred to date bear to the estimated total contract expenses. The value of components is recognised in 'Contracts in progress' upon dispatch of the complete set of components which are specifically identified for a customer and are within the scope of contract, or on completion of relevant milestones, depending on the type of contracts. Where it is probable that total contract expenses will exceed total revenues from a contract, the expected loss is recognised immediately as an expense in the statement of profit and loss.

Where the selling price of a contract cannot be estimated reliably, the selling price is measured only on the expenses incurred to the extent that it is probable that these expenses will be recovered. Prepayments from customers are recognised as liabilities. A contract in progress for which the selling price of the work performed exceeds interim billings and expected losses is recognised as an asset. Contracts in progress for which interim billings and expected losses exceed the selling price are recognised as a liability. Expenses relating to sales work and the winning of contracts are recognised in the statement of profit and loss as incurred.

#### **Operation and maintenance income ('OMS')**

Revenues from operation and maintenance contracts are recognised pro-rata over the period of the contract and when services are rendered.

#### **Project execution income**

Revenue from services relating to project execution is recognised on completion of respective service, as per terms of the respective sales order.

#### **Power evacuation infrastructure facilities**

Revenue from power evacuation infrastructure facilities is recognised upon commissioning and electrical installation of the Wind Turbine Generator ('WTG') and solar park to the said facilities followed by approval for commissioning of WTG from the concerned authorities.

#### **Land revenue**

Revenue from land lease activity is recognised upon the transfer of leasehold rights to the customers. Revenue from sale of land/right to sale land is recognised when significant risks and rewards in respect of title of land are transferred to the customers as per the terms of the respective sales order. Revenue from land development is recognised upon rendering of the service as per the terms of the respective sales order.

#### **Interest income**

For all financial assets measured either at amortised cost, interest income is recorded using the effective interest rate (EIR). EIR is the rate that exactly discounts the estimated future cash payments or receipts over the expected life of the financial instrument or a shorter period, where appropriate, to the gross carrying amount of the financial asset or to the amortised cost of a financial liability. When calculating the effective interest rate, the group estimates the expected cash flows by considering all the contractual terms of the financial instrument (for example, prepayment, extension, call and similar options) but does not consider the expected credit losses. Interest income is included in other income in the statement of profit and loss.

#### **Dividend income**

Dividend income from investments is recognised when the right to receive the payment is established, which is generally when shareholders approve the dividend.

### **g. Government grants and subsidies**

Grants and subsidies from the government are recognised when there is reasonable assurance that (i) the Group will comply with the conditions attached to them, and (ii) the grant/ subsidy will be received.

When the grant or subsidy relates to revenue, it is recognised as income on a systematic basis in the statement of profit and loss over the periods necessary to match them with the related costs, which they are intended to compensate. Where the grant relates to an asset, it is recognised as deferred income and released to income in equal amounts over the expected useful life of the related asset.

When the Group receives grants of non-monetary assets, the asset and the grant are recorded at fair value amounts and released to profit or loss over the expected useful life in a pattern of consumption of the benefit of the underlying asset i.e. by equal annual instalments. When loans or similar assistance are provided by governments or related institutions, with an interest rate below the current applicable market rate, the effect of this favourable interest is regarded as a government grant. The loan or assistance is initially recognised and measured at fair value and the government grant is measured as the difference between the initial carrying value of the loan and the proceeds received. The loan is subsequently measured as per the accounting policy applicable to financial liabilities.

### **h. Taxes**

#### **Current income tax**

Current income tax assets and liabilities are measured at the amount expected to be recovered from or paid to the taxation authorities. The tax rates and tax laws used to compute the amount are those that are enacted or substantively enacted, at the reporting date.

Current income tax relating to items recognised outside profit or loss is recognised either in other comprehensive income or in equity. Current tax items are recognised in correlation to the underlying transaction either in OCI or directly in equity. Management periodically evaluates the positions taken in the tax returns with respect to situations in which applicable tax regulations are subject to interpretation and establishes provisions where appropriate.

#### **Deferred tax**

Deferred tax is provided using the balance sheet method on temporary differences between the tax bases of assets and liabilities and their carrying amounts for financial reporting purposes at the reporting date.

Deferred tax liabilities are recognised for all taxable temporary differences, except:

- When the deferred tax liability arises from the initial recognition of goodwill or an asset or liability in a transaction that is not a business combination and, at the time of the transaction, affects neither the accounting profit nor taxable profit or loss
- In respect of taxable temporary differences associated with investments in subsidiaries, associates and interests in joint ventures, when the timing of the reversal of the temporary differences can be controlled and it is probable that the temporary differences will not reverse in the foreseeable future.

Deferred tax assets are recognised for all deductible temporary differences, the carry forward of unused tax credits and any unused tax losses. Deferred tax assets are recognised to the extent that it is probable that taxable profit will be available against which the deductible temporary differences, and the carry forward of unused tax credits and unused tax losses can be utilised, except:

- When the deferred tax asset relating to the deductible temporary difference arises from the initial recognition of an asset or liability in a transaction that is not a business combination and, at the time of the transaction, affects neither the accounting profit nor taxable profit or loss.
- In respect of deductible temporary differences associated with investments in subsidiaries, associates and interests in joint ventures, deferred tax assets are recognised only to the extent that it is probable that the temporary differences will reverse in the foreseeable future and taxable profit will be available against which the temporary differences can be utilised.

The carrying amount of deferred tax assets is reviewed at each reporting date and reduced to the extent that it is no longer probable that sufficient taxable profit will be available to allow all or part of the deferred tax asset to be utilised. Unrecognised deferred tax assets are re-assessed at each reporting date and are recognised to the extent that it has become probable that future taxable profits will allow the deferred tax asset to be recovered.

Deferred tax assets and liabilities are measured at the tax rates that are expected to apply in the year when the asset is realised or the liability is settled, based on tax rates (and tax laws) that have been enacted or substantively enacted at the reporting date.

Deferred tax relating to items recognised outside profit or loss is recognised outside profit or loss (either in other comprehensive income or in equity). Deferred tax items are recognised in correlation to the underlying transaction either in OCI or directly in equity.

Deferred tax assets and deferred tax liabilities are offset if a legally enforceable right exists to set off current tax assets against current tax liabilities and the deferred taxes relate to the same taxable entity and the same taxation authority.

#### **i. Asset held for sale**

Non-current assets or disposal groups comprising of assets and liabilities are classified as 'held for sale' if their carrying amount will be recovered principally through a sale transaction rather than through continuing use and a sale is considered high probable to be concluded within 12 months of the balance sheet date.

Such non-current assets or disposal groups are measured at the lower of their carrying amount and fair value less costs to sell. Non-current assets including those that are part of a disposal group held for sale are not depreciated or amortised while they are classified as held for sale.

#### **j. Property, plant and equipment ('PPE')**

Property, plant and equipment are stated at cost, net of accumulated depreciation and accumulated impairment loss, if any. Such cost includes the cost of replacing part of the plant and equipment and borrowing costs for long-term construction projects if the recognition criteria are met. When significant parts of plant and equipment are required to be replaced at intervals, the Company depreciates them separately based on their specific useful lives.

Capital work-in-progress comprises of the cost of PPE that are not yet ready for their intended use as at the balance sheet date.

Likewise, when a major inspection is performed, its cost is recognised in the carrying amount of the plant and equipment as a replacement if the recognition criteria are satisfied. All other repair and maintenance costs are recognised in the statement of profit and loss when they are incurred.

Depreciation is calculated on the written down value method ('WDV') based on the useful lives and residual values estimated by the management in accordance with Schedule II to the Companies Act,

2013. The identified components are depreciated separately over their useful lives; the remaining components are depreciated over the life of the principal asset.

Leasehold land is amortised on a straight line basis over the period of lease.

Gains or losses arising from de-recognition of PPE are measured as the difference between the net disposal proceeds and the carrying amount of the asset on the date of disposal and are recognised in the statement of profit and loss when the asset is derecognised.

The residual values, useful lives and methods of depreciation of property, plant and equipment are reviewed at each financial year end and adjusted prospectively, if appropriate.

#### **k. Investment properties**

Investment properties are measured initially at cost, including transaction costs. Subsequent to initial recognition, investment properties are stated at cost less accumulated depreciation and accumulated impairment loss, if any.

The cost includes the cost of replacing parts and borrowing costs for long-term construction projects if the recognition criteria are met. When significant parts of the investment property are required to be replaced at intervals, the Group depreciates them separately based on their specific useful lives. All other repair and maintenance costs are recognised in profit or loss as incurred.

The Group depreciates building component of investment property over 58 years from the date of original purchase / date of capitalisation.

Though the Group measures investment property using cost based measurement, the fair value of investment property is disclosed in the notes.

Investment properties are derecognised either when they have been disposed of or when they are permanently withdrawn from use and no future economic benefit is expected from their disposal. The difference between the net disposal proceeds and the carrying amount of the asset is recognised in profit or loss in the period of de-recognition.

#### **l. Intangible assets**

Intangible assets acquired separately are measured on initial recognition at cost. The cost of intangible assets acquired in a business combination is their fair value at the date of acquisition. Following initial recognition, intangible assets are carried at cost less any accumulated amortisation and accumulated impairment losses, if any. Internally generated intangibles, excluding capitalised development costs, are not capitalised and the related expenditure is reflected in statement of profit and loss in the year in which the expenditure is incurred.

Intangible assets with finite lives are amortised over the useful economic life and assessed for impairment whenever there is an indication that the intangible asset may be impaired. The amortisation period and the amortisation method are reviewed at least at the end of each reporting period. Changes in the expected useful life or the expected pattern of consumption of future economic benefits embodied in the asset are considered to modify the amortisation period or method, as appropriate, and are treated as changes in accounting estimates. Intangible assets are amortized on a straight line basis over the estimated useful economic life.

Gains or losses arising from de-recognition of an intangible asset are measured as the difference between the net disposal proceeds and the carrying amount of the asset and are recognised in the statement of profit and loss when the asset is derecognised.

#### **Research and development costs**

Research costs are expensed as incurred. Development expenditures on an individual project are recognised as an intangible asset when the Group can demonstrate:

- The technical feasibility of completing the intangible asset so that the asset will be available for use or sale
- Its intention to complete and its ability and intention to use or sell the asset
- How the asset will generate future economic benefits
- The availability of resources to complete the asset
- The ability to measure reliably the expenditure during development

Following initial recognition of the development expenditure as an asset, the asset is carried at cost less any accumulated amortisation and accumulated impairment losses. Amortisation of the asset begins when development is complete and the asset is available for use. It is amortised on a straight line basis over the period of expected future benefit from the related project, i.e., the estimated useful life. Amortisation is recognised in the statement of profit and loss. During the period of development, the asset is tested for impairment annually.

Intangible assets are amortised on a straight line basis over the estimated useful economic life which generally does not exceed five years.

#### **m. Borrowing costs**

Borrowing costs directly attributable to the acquisition, construction or production of a qualifying asset

that necessarily takes a substantial period of time to get ready for its intended use or sale are capitalised as part of the cost of the asset. All other borrowing costs are expensed in the period in which they occur. Borrowing costs consist of interest and other costs that an entity incurs in connection with the borrowing of funds. Borrowing cost also includes exchange differences to the extent regarded as an adjustment to the borrowing costs.

**n. Leases**

The determination of whether an arrangement is (or contains) a lease is based on the substance of the arrangement at the inception of the lease. The arrangement is, or contains, a lease if fulfilment of the arrangement is dependent on the use of a specific asset or assets and the arrangement conveys a right to use the asset or assets, even if that right is not explicitly specified in an arrangement.

**Group as a lessee**

Leases, where the lessor effectively retains substantially all the risks and benefits of ownership of the leased item, are classified as operating leases. Operating lease payments are recognised as an expense in the statement of profit and loss on a straight-line basis over the lease term. Initial direct costs such as legal costs, brokerage costs, etc. are recognised immediately in the statement of profit and loss.

**Group as a lessor**

Leases in which the Group does not transfer substantially all the risks and benefits of ownership of the asset are classified as operating leases. Assets, other than land and building subject to operating leases are included in PPE. Lease income on an operating lease is recognised in the statement of profit and loss on a straight-line basis over the lease term. Costs, including depreciation, are recognised as an expense in the statement of profit and loss.

**o. Inventories**

Inventories of raw materials including stores and spares and consumables, packing materials, semi-finished goods, components, work-in-progress, project work-in-progress and finished goods are valued at the lower of cost and estimated net realisable value. Cost is determined on weighted average basis.

The cost of work-in-progress, project work-in-progress, semi-finished goods and finished goods includes the cost of material, labour and a proportion of manufacturing overheads.

Stock of land and land lease rights is valued at lower of cost and estimated net realisable value. Cost is determined on weighted average basis. Net realisable value is the estimated selling price in the ordinary course of business, less estimated costs of completion and the estimated costs necessary to make the sale.

**p. Impairment of non-financial assets**

The Group assesses at each reporting date whether there is an indication that an asset may be impaired. If any indication exists, or when annual impairment testing for an asset is required, the Group estimates the asset's recoverable amount. An asset's recoverable amount is the higher of an asset's or cash-generating unit's ('CGU') net selling price and its value in use. The recoverable amount is determined for an individual asset, unless the asset does not generate cash inflows that are largely independent of those from other assets or groups of assets. Where the carrying amount of an asset or CGU exceeds its recoverable amount, the asset is considered impaired and is written down to its recoverable amount. Impairment losses are recognised in the statement of profit and loss.

In assessing value in use, the estimated future cash flows are discounted to their present value using a pre-tax discount rate that reflects current market assessments of the time value of money and the risks specific to the asset. In determining net selling price, recent market transactions are taken into account, if available. If no such transactions can be identified, an appropriate valuation model is used.

The Group bases its impairment calculation on detailed budgets and forecast calculations, which are prepared separately for each of the Group's CGUs to which the individual assets are allocated. These budgets and forecast calculations generally cover a period of five years. For longer periods, a long-term growth rate is calculated and applied to project future cash flows after the fifth year. To estimate cash flow projections beyond periods covered by the most recent budgets/ forecasts, the Group extrapolates cash flow projections in the budget using a steady or declining growth rate for subsequent years, unless an increasing rate can be justified. In any case, this growth rate does not exceed the long-term average growth rate for the products, industries, or country or countries in which the entity operates, or for the market in which the asset is used.

After impairment, depreciation is provided on the revised carrying amount of the asset over its remaining useful life. Impairment losses of continuing operations, including impairment on inventories, are recognised in the statement of profit and loss, except for properties previously revalued with the revaluation surplus taken to OCI. For such properties, the impairment is recognised in OCI up to the amount of any previous revaluation surplus.

The impairment loss recognised in prior accounting periods is reversed if there has been a change in estimates of recoverable amount. The carrying value after reversal is not increased beyond the carrying value that would have prevailed by charging usual depreciation if there was no impairment.

Goodwill and intangible assets with indefinite useful life are tested for impairment annually as at March 31. Impairment is determined for goodwill by assessing the recoverable amount of each CGU (or group of



CGUs) to which the goodwill relates. When the recoverable amount of the CGU is less than its carrying amount, an impairment loss is recognised. Impairment losses relating to goodwill cannot be reversed in future periods.

**q. Provisions**

**General**

Provisions are recognised when the Group has a present obligation (legal or constructive) as a result of a past event, it is probable that an outflow of resources embodying economic benefits will be required to settle the obligation and a reliable estimate can be made of the amount of the obligation.

If the effect of the time value of money is material, provisions are discounted using a current pre-tax rate that reflects, when appropriate, the risks specific to the liability. When discounting is used, the increase in the provision due to the passage of time is recognised as a finance cost.

**Liquidity damages**

Liquidated damages ('LD') represents the expected claims which the Company may need to pay for non-fulfilment of certain commitments as per the terms of the respective sales / purchase contracts. These are determined on a case to case basis considering the dynamics of each contract and the factors relevant to that sale.

**Operation, maintenance and warranty provisions**

Operation, maintenance and warranty ('O&M') represents the expected liability on account of field failure of parts of Wind Turbine Generators ('WTG') and expected expenditure of servicing the WTGs over the period of free operation, maintenance and warranty, which varies according to the terms of each sales order.

**r. Retirement and other employee benefits**

Retirement benefits in the form of provident fund, employee state insurance and superannuation fund are defined contribution schemes. The Group has no obligation other than the contribution payable to the funds and the contribution payable to fund is recognised as an expense, when an employee renders the related service. If the contribution payable to the scheme for service received before the balance sheet date exceeds the contribution already paid, the deficit payable to the scheme is recognised as a liability after deducting the contribution already paid. If the contribution already paid exceeds the contribution due for services received before the balance sheet date, then excess is recognised as an asset to the extent that the pre-payment will lead to, for example, a reduction in future payment or a cash refund.

Retirement benefits in the form of gratuity is defined benefit obligations and is provided for on the basis of an actuarial valuation, using projected unit credit method as at each balance sheet date.

Re-measurements, comprising of actuarial gains and losses, the effect of the asset ceiling, excluding amounts included in net interest on the net defined benefit liability and the return on plan assets (excluding amounts included in net interest on the net defined benefit liability), are recognised immediately in the balance sheet with a corresponding debit or credit to retained earnings through OCI in the period in which they occur. Re-measurements are not reclassified to statement of profit and loss in subsequent periods.

Net interest is calculated by applying the discount rate to the net defined benefit liability or asset. The Company recognised the following changes in defined benefit obligation as an expense in statement of profit or loss.

- Service cost comprising of current service cost, past service cost gains and loss on entitlements and non-routine settlement.
- Net interest expenses or income.

Short-term compensated absences are provided based on estimates. Long term compensated absences and other long-term employee benefits are provided for on the basis of an actuarial valuation, using projected unit credit method, as at each balance sheet date. The entire leave is presented as a current liability in the balance sheet and expenses recognised in statement of profit and loss account, since the Group does not have an unconditional right to defer its settlement for 12 months after the reporting date.

**s. Share-based payments**

Employees of the Group receive remuneration in the form of share based payment transactions, whereby employees render services as consideration for equity instruments (equity-settled transactions).

**Equity-settled transactions**

The cost of equity-settled transactions is determined by the fair value at the date when the grant is made using an appropriate valuation model.

That cost is recognised, together with a corresponding increase in share option outstanding account in equity, over the period in which the performance and/or service conditions are fulfilled in employee benefits expense.

The cumulative expense recognised for equity-settled transactions at each reporting date until the vesting date reflects the extent to which the vesting period has expired and the Group's best estimate of the number of equity instruments that will ultimately vest. The statement of profit and loss expense or



credit for a period represents the movement in cumulative expense recognised as at the beginning and end of that period and is recognised in employee benefits expense.

Service and non-market performance conditions are not taken into account when determining the grant date fair value of awards, but the likelihood of the conditions being met is assessed as part of the Group's best estimate of the number of equity instruments that will ultimately vest. Market performance conditions are reflected within the grant date fair value. Any other conditions attached to an award, but without an associated service requirement, are considered to be non-vesting conditions. Non-vesting conditions are reflected in the fair value of an award and lead to an immediate expensing of an award unless there are also service and/or performance conditions.

No expense is recognised for awards that do not ultimately vest because non-market performance and/or service conditions have not been met. Where awards include a market or non-vesting condition, the transactions are treated as vested irrespective of whether the market or non-vesting condition is satisfied, provided that all other performance and/or service conditions are satisfied.

When the terms of an equity-settled award are modified, the minimum expense recognised is the expense had the terms had not been modified, if the original terms of the award are met. An additional expense is recognised for any modification that increases the total fair value of the share-based payment transaction, or is otherwise beneficial to the employee as measured at the date of modification. Where an award is cancelled by the entity or by the counterparty, any remaining element of the fair value of the award is expensed immediately through profit or loss.

The dilutive effect of outstanding options is reflected as additional share dilution in the computation of diluted earnings per share.

**t. Financial instruments**

A financial instrument is any contract that gives rise to a financial asset of one entity and a financial liability or equity instrument of another entity.

**Financial assets**

***Initial recognition and measurement***

All financial assets are recognised initially at fair value plus, in the case of financial assets not recorded at fair value through profit or loss, transaction costs that are attributable to the acquisition of the financial asset.

***Subsequent measurement***

For purposes of subsequent measurement, financial assets are classified in four categories:

- Debt instruments at amortised cost
- Debt instruments at fair value through other comprehensive income ('FVTOCI')
- Debt instruments, derivatives and equity instruments at fair value through profit or loss ('FVTPL')
- Equity instruments measured at fair value through other comprehensive income ('FVTOCI')

***Debt instruments at amortised cost***

A 'debt instrument' is measured at the amortised cost if both the following conditions are met:

- a) The asset is held within a business model whose objective is to hold assets for collecting contractual cash flows, and
- b) Contractual terms of the asset give rise on specified dates to cash flows that are solely payments of principal and interest ('SPPI') on the principal amount outstanding.

This category is the most relevant to the Group. After initial measurement, such financial assets are subsequently measured at amortised cost using the effective interest rate ('EIR') method. Amortised cost is calculated by taking into account any discount or premium on acquisition and fees or costs that are an integral part of the EIR. The EIR amortisation is included in other income in the statement of profit and loss. The losses arising from impairment are recognised in the statement of profit and loss. This category generally applies to trade and other receivables.

***Debt instrument at FVTOCI***

A 'debt instrument' is classified as at the FVTOCI if both of the following criteria are met:

- a) The objective of the business model is achieved both by collecting contractual cash flows and selling the financial assets, and
- b) The asset's contractual cash flows represent SPPI.

Debt instruments included within the FVTOCI category are measured initially as well as at each reporting date at fair value. Fair value movements are recognised in the other comprehensive income ('OCI'). However, the group recognizes interest income, impairment losses & reversals and foreign exchange gain or loss in the P&L. On derecognition of the asset, cumulative gain or loss previously recognised in OCI is reclassified from the equity to P&L. Interest earned whilst holding FVTOCI debt instrument is reported as interest income using the EIR method.

The Group has not designated any financial asset as at FVTOCI.

**Debt instrument at FVTPL**

FVTPL is a residual category for debt instruments. Any debt instrument, which does not meet the criteria for categorization as at amortized cost or as FVTOCI, is classified as at FVTPL.

In addition, the group may elect to designate a debt instrument, which otherwise meets amortized cost or FVTOCI criteria, as at FVTPL. However, such election is allowed only if doing so reduces or eliminates a measurement or recognition inconsistency (referred to as 'accounting mismatch').

Debt instruments included within the FVTPL category are measured at fair value with all changes recognised in the P&L.

**Equity investments**

All equity investments in scope of Ind AS 109 are measured at fair value. Equity instruments which are held for trading and contingent consideration recognised by an acquirer in a business combination to which Ind AS 103 applies are classified as at FVTPL. For all other equity instruments, the group may make an irrevocable election to present in other comprehensive income subsequent changes in the fair value. The group makes such election on an instrument-by-instrument basis. The classification is made on initial recognition and is irrevocable.

If the group decides to classify an equity instrument as at FVTOCI, then all fair value changes on the instrument, excluding dividends, are recognised in the OCI. There is no recycling of the amounts from OCI to P&L, even on sale of investment. However, the group may transfer the cumulative gain or loss within equity.

Equity instruments included within the FVTPL category are measured at fair value with all changes recognised in the P&L.

**De-recognition**

A financial asset (or, where applicable, a part of a financial asset or part of a group of similar financial assets) is primarily derecognised (i.e. removed from the Group's consolidated balance sheet) when:

- The rights to receive cash flows from the asset have expired, or
- The group has transferred its rights to receive cash flows from the asset or has assumed an obligation to pay the received cash flows in full without material delay to a third party under a 'pass-through' arrangement; and either:
  - a) the group has transferred substantially all the risks and rewards of the asset, or
  - b) the group has neither transferred nor retained substantially all the risks and rewards of the asset, but has transferred control of the asset.

When the group has transferred its rights to receive cash flows from an asset or has entered into a pass-through arrangement, it evaluates if and to what extent it has retained the risks and rewards of ownership. When it has neither transferred nor retained substantially all of the risks and rewards of the asset, nor transferred control of the asset, the group continues to recognise the transferred asset to the extent of the Group's continuing involvement. In that case, the group also recognises an associated liability. The transferred asset and the associated liability are measured on a basis that reflects the rights and obligations that the Group has retained.

Continuing involvement that takes the form of a guarantee over the transferred asset is measured at the lower of the original carrying amount of the asset and the maximum amount of consideration that the group could be required to repay.

**Impairment of financial assets**

In accordance with Ind AS 109, the Group applies expected credit loss ('ECL') model for measurement and recognition of impairment loss on the following financial assets and credit risk exposure:

- a) Financial assets that are debt instruments, and are measured at amortised cost e.g., loans, debt securities, deposits, trade receivables and bank balance
- b) Financial assets that are debt instruments and are measured as at FVTOCI
- c) Trade receivables or any contractual right to receive cash or another financial asset that result from transactions that are within the scope of Ind AS 11 and Ind AS 18
- d) Loan commitments which are not measured as at FVTPL
- e) Financial guarantee contracts which are not measured as at FVTPL

The Group follows 'simplified approach' for recognition of impairment loss allowance on trade receivables or contract revenue receivables. The application of simplified approach does not require the Group to track changes in credit risk. Rather, it recognises impairment loss allowance based on lifetime ECLs at each reporting date, right from its initial recognition.

For recognition of impairment loss on other financial assets and risk exposure, the group determines that whether there has been a significant increase in the credit risk since initial recognition. If credit risk has not increased significantly, 12-month ECL is used to provide for impairment loss. However, if credit risk has increased significantly, lifetime ECL is used. If, in a subsequent period, credit quality of the instrument

improves such that there is no longer a significant increase in credit risk since initial recognition, then the entity reverts to recognising impairment loss allowance based on 12-month ECL.

Lifetime ECL are the expected credit losses resulting from all possible default events over the expected life of a financial instrument. The 12-month ECL is a portion of the lifetime ECL which results from default events that are possible within 12 months after the reporting date.

ECL is the difference between all contractual cash flows that are due to the group in accordance with the contract and all the cash flows that the entity expects to receive (i.e., all cash shortfalls), discounted at the original EIR. When estimating the cash flows, an entity is required to consider:

- All contractual terms of the financial instrument (including prepayment, extension, call and similar options) over the expected life of the financial instrument. However, in rare cases when the expected life of the financial instrument cannot be estimated reliably, then the entity is required to use the remaining contractual term of the financial instrument.
- Trade receivables do not carry any interest and are stated at their nominal value as reduced by appropriate allowances for estimated irrecoverable amounts. Estimated irrecoverable amounts are based on the ageing of the receivables balance and historical experience. Individual trade receivables are written off when management deems them not to be collectible.

ECL impairment loss allowance (or reversal) recognised during the period is recognised as income/expense in the statement of profit and loss. This amount is reflected under the head 'other expenses' in the profit and loss. The balance sheet presentation for various financial instruments is described below:

- *Financial assets measured as at amortised cost and contractual revenue receivables:* ECL is presented as an allowance, i.e., as an integral part of the measurement of those assets in the balance sheet. The allowance reduces the net carrying amount. Until the asset meets write-off criteria, the group does not reduce impairment allowance from the gross carrying amount.
- *Loan commitments and financial guarantee contracts:* ECL is presented as a provision in the balance sheet, i.e. as a liability.
- *Debt instruments measured at FVTOCI:* Since financial assets are already reflected at fair value, impairment allowance is not further reduced from its value. Rather, ECL amount is presented as 'accumulated impairment amount' in the OCI.

For assessing increase in credit risk and impairment loss, the group combines financial instruments on the basis of shared credit risk characteristics with the objective of facilitating an analysis that is designed to enable significant increases in credit risk to be identified on a timely basis.

## **Financial liabilities**

### ***Initial recognition and measurement***

Financial liabilities are classified, at initial recognition, as financial liabilities at fair value through profit or loss, loans and borrowings, payables, or as derivatives designated as hedging instruments in an effective hedge, as appropriate.

All financial liabilities are recognised initially at fair value and, in the case of loans and borrowings and payables, net of directly attributable transaction costs.

The Group's financial liabilities include trade and other payables, loans and borrowings including bank overdrafts, financial guarantee contracts and derivative financial instruments.

### ***Subsequent measurement***

The measurement of financial liabilities depends on their classification, as described below:

#### ***Financial liabilities at fair value through profit or loss***

Financial liabilities at fair value through profit or loss include financial liabilities held for trading and financial liabilities designated upon initial recognition as at fair value through profit or loss. Financial liabilities are classified as held for trading if they are incurred for the purpose of repurchasing in the near term. This category also includes derivative financial instruments entered into by the group that are not designated as hedging instruments in hedge relationships as defined by Ind AS 109. Separated embedded derivatives are also classified as held for trading unless they are designated as effective hedging instruments.

Gains or losses on liabilities held for trading are recognised in the statement of profit and loss.

Financial liabilities designated upon initial recognition at fair value through profit or loss are designated as such at the initial date of recognition, and only if the criteria in Ind AS 109 are satisfied. For liabilities designated as FVTPL, fair value gains/ losses attributable to changes in own credit risk are recognised in OCI. These gains/ loss are not subsequently transferred to P&L. However, the group may transfer the cumulative gain or loss within equity. All other changes in fair value of such liability are recognised in the statement of profit and loss. The Group has not designated any financial liability as at fair value through profit and loss.

#### ***Loans and borrowings***

This is the category most relevant to the Group. After initial recognition, interest-bearing loans and borrowings are subsequently measured at amortised cost using the EIR method. Gains and losses are

recognised in profit or loss when the liabilities are derecognised as well as through the EIR amortisation process.

Amortised cost is calculated by taking into account any discount or premium on acquisition and fees or costs that are an integral part of the EIR. The EIR amortisation is included as finance costs in the statement of profit and loss.

This category generally applies to borrowings.

#### **Financial guarantee contracts**

Financial guarantee contracts issued by the Group are those contracts that require a payment to be made to reimburse the holder for a loss it incurs because the specified debtor fails to make a payment when due in accordance with the terms of a debt instrument. Financial guarantee contracts are recognised initially as a liability at fair value, adjusted for transaction costs that are directly attributable to the issuance of the guarantee. Subsequently, the liability is measured at the higher of the amount of loss allowance determined as per impairment requirements of Ind AS 109 and the amount recognised less cumulative amortisation.

#### **De-recognition**

A financial liability is derecognised when the obligation under the liability is discharged or cancelled or expires. When an existing financial liability is replaced by another from the same lender on substantially different terms, or the terms of an existing liability are substantially modified, such an exchange or modification is treated as the de-recognition of the original liability and the recognition of a new liability. The difference in the respective carrying amounts is recognised in the statement of profit and loss.

#### **Embedded derivatives**

An embedded derivative is a component of a hybrid (combined) instrument that also includes a non-derivative host contract – with the effect that some of the cash flows of the combined instrument vary in a way similar to a standalone derivative. An embedded derivative causes some or all of the cash flows that otherwise would be required by the contract to be modified according to a specified interest rate, financial instrument price, commodity price, foreign exchange rate, index of prices or rates, credit rating or credit index, or other variable, provided in the case of a nonfinancial variable that the variable is not specific to a party to the contract. Reassessment only occurs if there is either a change in the terms of the contract that significantly modifies the cash flows that would otherwise be required or a reclassification of a financial asset out of the fair value through profit or loss.

If the hybrid contract contains a host that is a financial asset within the scope of Ind AS 109, the group does not separate embedded derivatives. Rather, it applies the classification requirements contained in Ind AS 109 to the entire hybrid contract. Derivatives embedded in all other host contracts are accounted for as separate derivatives and recorded at fair value if their economic characteristics and risks are not closely related to those of the host contracts and the host contracts are not held for trading or designated at fair value through profit or loss. These embedded derivatives are measured at fair value with changes in fair value recognised in profit or loss, unless designated as effective hedging instruments.

#### **Reclassification of financial assets and liabilities**

The Group determines classification of financial assets and liabilities on initial recognition. After initial recognition, no reclassification is made for financial assets which are equity instruments and financial liabilities. For financial assets which are debt instruments, a reclassification is made only if there is a change in the business model for managing those assets. Changes to the business model are expected to be infrequent. The Group's senior management determines change in the business model as a result of external or internal changes which are significant to the group's operations. Such changes are evident to external parties. A change in the business model occurs when the group either begins or ceases to perform an activity that is significant to its operations. If the Group reclassifies financial assets, it applies the reclassification prospectively from the reclassification date which is the first day of the immediately next reporting period following the change in business model. The Group does not restate any previously recognised gains, losses (including impairment gains or losses) or interest.

#### **Offsetting of financial instruments**

Financial assets and financial liabilities are offset and the net amount is reported in the consolidated balance sheet if there is a currently enforceable legal right to offset the recognised amounts and there is an intention to settle on a net basis, to realise the assets and settle the liabilities simultaneously.

### **u. Derivative financial instruments and hedge accounting**

#### **Initial recognition and subsequent measurement**

The Group uses derivative financial instruments, such as forward currency contracts to hedge its foreign currency risks. Such derivative financial instruments are initially recognised at fair value on the date on which a derivative contract is entered into and are subsequently re-measured at fair value. Derivatives are carried as financial assets when the fair value is positive and as financial liabilities when the fair value is negative.

The purchase contracts that meet the definition of a derivative under Ind AS 109 are recognised in the statement of profit and loss. Commodity contracts that are entered into and continue to be held for the purpose of the receipt or delivery of a non-financial item in accordance with the Group's expected purchase, sale or usage requirements are held at cost.

Any gains or losses arising from changes in the fair value of derivatives are taken directly to profit or loss,

except for the effective portion of cash flow hedges, which is recognised in OCI and later reclassified to profit or loss when the hedge item affects profit or loss or treated as basis adjustment if a hedged forecast transaction subsequently results in the recognition of a non-financial asset or non-financial liability.

For the purpose of hedge accounting, hedges are classified as:

- Fair value hedges when hedging the exposure to changes in the fair value of a recognised asset or liability or an unrecognised firm commitment
- Cash flow hedges when hedging the exposure to variability in cash flows that is either attributable to a particular risk associated with a recognised asset or liability or a highly probable forecast transaction or the foreign currency risk in an unrecognised firm commitment
- Hedges of a net investment in a foreign operation

At the inception of a hedge relationship, the Group formally designates and documents the hedge relationship to which the Group wishes to apply hedge accounting and the risk management objective and strategy for undertaking the hedge. The documentation includes the group's risk management objective and strategy for undertaking hedge, the hedging/ economic relationship, the hedged item or transaction, the nature of the risk being hedged, hedge ratio and how the entity will assess the effectiveness of changes in the hedging instrument's fair value in offsetting the exposure to changes in the hedged item's fair value or cash flows attributable to the hedged risk. Such hedges are expected to be highly effective in achieving offsetting changes in fair value or cash flows and are assessed on an ongoing basis to determine that they actually have been highly effective throughout the financial reporting periods for which they were designated.

Hedges that meet the strict criteria for hedge accounting are accounted for, as described below:

**i) Fair value hedges**

The change in the fair value of a hedging instrument is recognised in the statement of profit and loss as finance costs. The change in the fair value of the hedged item attributable to the risk hedged is recorded as part of the carrying value of the hedged item and is also recognised in the statement of profit and loss as finance costs.

For fair value hedges relating to items carried at amortised cost, any adjustment to carrying value is amortised through profit or loss over the remaining term of the hedge using the EIR method. EIR amortisation may begin as soon as an adjustment exists and no later than when the hedged item ceases to be adjusted for changes in its fair value attributable to the risk being hedged.

If the hedged item is derecognised, the unamortised fair value is recognised immediately in profit or loss. When an unrecognised firm commitment is designated as a hedged item, the subsequent cumulative change in the fair value of the firm commitment attributable to the hedged risk is recognised as an asset or liability with a corresponding gain or loss recognised in profit and loss.

**ii) Cash flow hedges**

The effective portion of the gain or loss on the hedging instrument is recognised in OCI in the cash flow hedge reserve, while any ineffective portion is recognised immediately in the statement of profit and loss.

The Group uses forward currency contracts as hedges of its exposure to foreign currency risk in forecast transactions and firm commitments, as well as forward commodity contracts for its exposure to volatility in the commodity prices. The ineffective portion relating to foreign currency contracts is recognised in finance costs and the ineffective portion relating to commodity contracts is recognised in other income or expenses. Amounts recognised as OCI are transferred to profit or loss when the hedged transaction affects profit or loss, such as when the hedged financial income or financial expense is recognised or when a forecast sale occurs. When the hedged item is the cost of a non-financial asset or non-financial liability, the amounts recognised as OCI are transferred to the initial carrying amount of the non-financial asset or liability.

If the hedging instrument expires or is sold, terminated or exercised without replacement or rollover (as part of the hedging strategy), or if its designation as a hedge is revoked, or when the hedge no longer meets the criteria for hedge accounting, any cumulative gain or loss previously recognised in OCI remains separately in equity until the forecast transaction occurs or the foreign currency firm commitment is met.

**iii) Foreign exchange forward contract**

While the Group entered into other foreign exchange forwards contract with the intention of reducing the foreign exchange risk of expected sales and purchases, these other contracts are not designated in hedge relationships and are measured at fair value through profit and loss.

**v. Earnings per share**

Basic earnings per share are calculated by dividing the net profit for the period attributable to equity shareholders of the parent (after deducting preference dividends and attributable taxes) by the weighted average number of equity shares outstanding during the period. The weighted average number of equity shares outstanding during the period are adjusted for any bonus shares issued during the year and also after the balance sheet date but before the date the financial statements are approved by the board of directors. For the purpose of calculating diluted earnings per share, the net profit for the period

attributable to equity shareholders and the weighted average number of shares outstanding during the period are adjusted for the effects of all dilutive potential equity shares.

The number of equity shares and potentially dilutive equity shares are adjusted for bonus shares as appropriate. The dilutive potential equity shares are adjusted for the proceeds receivable, had the shares been issued at fair value. Dilutive potential equity shares are deemed converted as of the beginning of the period, unless issued at a later date.

**w. Cash and cash equivalents**

Cash and cash equivalent in the balance sheet comprise cash at banks and on hand and short-term deposits with an original maturity of three months or less, which are subject to an insignificant risk of changes in value.

**x. Contingent liabilities**

A contingent liability is a possible obligation that arises from past events and whose existence will be confirmed only by the occurrence or non-occurrence of one or more uncertain future events not wholly within the control of the entity or a present obligation that arises from past events but is not recognised because it is not probable that an outflow of resource embodying economic benefit will be required to settle the obligation or the amount of the obligation cannot be measured with sufficient reliability.

The Group does not recognise a contingent liability but discloses it as per Ind AS 37 in the financial statements unless the possibility of an outflow of resources embodying economic benefit is remote.

**3. Significant accounting judgements, estimates and assumptions**

The preparation of the Group's consolidated financial statements requires management to make judgements, estimates and assumptions that affect the reported amounts of revenues, expenses, assets and liabilities, and the accompanying disclosures, and the disclosure of contingent liabilities. Uncertainty about these assumptions and estimates could result in outcomes that require a material adjustment to the carrying amount of assets or liabilities affected in future periods.

**a. Significant judgements in applying the Group's accounting policy**

In the process of applying the Group's accounting policies, management has made the following judgements, which have the most significant effect on the amounts recognised in the consolidated financial statements:

**Operating lease commitments – Group as a lessor**

The Group has entered into commercial property leases on its investment property portfolio. The Group has determined, based on an evaluation of the terms and conditions of the arrangements, such as the lease term not constituting a major part of the economic life of the commercial property and the fair value of the asset, that it retains all the significant risks and rewards of ownership of these properties and accounts for the contracts as operating leases.

**Revenue recognition and presentation**

The Group assesses its revenue arrangements against specific criteria, i.e. whether it has exposure to the significant risks and rewards associated with the sale of goods or the rendering of services, in order to determine if it is acting as principal or as an agent. When deciding the most appropriate basis for presenting revenue or costs of revenue, both the legal form and substance of the agreement between the Group and its business partners are reviewed to determine each party's respective role in the transaction.

**Taxes**

The Group does not recognise deferred tax liability with respect to unremitted retained earnings and associated foreign currency translation reserve of Group subsidiaries and joint ventures wherever it controls the timing of the distribution of profits and it is probable that the subsidiaries and joint ventures will not distribute the profit and foreseeable future. Also, the Group does not recognise deferred tax liability on the unremitted earnings of its subsidiaries wherever it believes that it would avail the tax credit for the dividend distribution tax payable by the subsidiaries on its dividend distribution.

**Classification of interest as associate/ joint venture**

The Group has analysed the contractual terms with the parties in order to determine classification of an entity as associate/ joint venture.

**b. Significant accounting estimates and assumptions**

The key assumptions concerning the future and other key sources of estimation uncertainty at the reporting date, that have a significant risk of causing a material adjustment to the carrying amounts of assets and liabilities within the next financial year, are described below. Uncertainty about these assumption and estimates could result in outcomes that require a material adjustment to the carrying amount of assets or liabilities affected in future periods.

**Allowance for trade receivables**

Trade receivables do not carry any interest and are stated at their normal value as reduced by appropriate allowances for estimated irrecoverable amounts. The Group recognises impairment loss allowance based on lifetime ECLs at each reporting date, right from its initial recognition. For recognition of impairment loss on other financial assets and risk exposure, the group determines that whether there has been a significant increase in the credit risk since initial recognition. The carrying value of allowance for doubtful debts is Rs 30.54 Crore (previous year: Rs 52.47 Crore).



## Share-based payments

Estimating fair value for share-based payment transactions requires determination of the most appropriate valuation model, which is dependent on the terms and conditions of the grant. This estimate also requires determination of the most appropriate inputs to the valuation model including the expected life of the share option, volatility and dividend yield and making assumptions about them. The assumptions and models used for estimating fair value for share-based payment transactions are disclosed in Note 35.

## Taxes

Uncertainties exist with respect to the interpretation of complex tax regulations and the amount and timing of future taxable income. Given the wide range of international business relationships and the long term nature and complexity of existing contractual agreements, differences arising between the actual results and the assumption made, or future changes to such assumption, could necessitate future adjustments to tax income and expense already recorded. The Group establishes provisions, based on reasonable estimates, for possible consequences of audits by the tax authorities of the respective countries in which it operates. The amount of such provisions is based on various factors, such as experience of previous tax audits and differing interpretations of tax regulations by the taxable entity and the responsible tax authority. Such differences of interpretations may arise on a wide variety of issues depending on the conditions prevailing in the respective Group Company's domicile.

Deferred tax assets are recognised for all unused tax losses to the extent that it is probable that taxable profit will be available against which the losses can be utilised. Significant management judgement is required to determine the amount of deferred tax assets that can be recognised, based upon the likely timing and the level of future taxable profits, future tax planning strategies. The company has unabsorbed depreciation, unabsorbed business loss, unutilised MAT and credit and capital loss details which are given in Note 31. The unabsorbed depreciation can be carried forward indefinitely. The business loss can be carried forward for 8 years, MAT credit for 15 years and capital loss for 8 years. Majority of business losses will expire in between March 2020 to March 2022, MAT credit in between March 2022 to March 2023 and capital loss in between March 2024 to March 2025. As there is no certainty of taxable temporary differences, the Company has not recognised deferred tax assets on conservative basis.

## Defined benefit plans (gratuity benefits)

The cost of the defined benefit gratuity plan and other post-employment medical benefits and the present value of the gratuity obligation are determined using actuarial valuations. An actuarial valuation involves making various assumptions that may differ from actual developments in the future. These include the determination of the discount rate, future salary increases and mortality rates. Due to the complexities involved in the valuation and its long-term nature, a defined benefit obligation is highly sensitive to changes in these assumptions. All assumptions are reviewed at each reporting date.

The parameter most subject to change is the discount rate. In determining the appropriate discount rate for plans operated, the management considers the interest rates of government bonds in currencies consistent with the currencies of the post-employment benefit obligation.

The mortality rate used in determining the defined benefit plan obligations differ from subsidiary to subsidiary. The estimates of future salary increases take into account the inflation, seniority, promotion and other relevant factors.

Further details about gratuity obligations are given in Note 34.

## Fair value measurement of financial instruments

When the fair values of financial assets and financial liabilities recorded in the balance sheet cannot be measured based on quoted prices in active markets, their fair value is measured using valuation techniques including the DCF model. The inputs to these models are taken from observable markets where possible, but where this is not feasible, a degree of judgement is required in establishing fair values. Judgements include considerations of inputs such as liquidity risk, credit risk and volatility. Changes in assumptions about these factors could affect the reported fair value of financial instruments. Refer Note 41 for further disclosures.

## Intangible asset under development

The Group capitalises intangible asset under development for a project in accordance with the accounting policy. Initial capitalisation of costs is based on management's judgement that technological and economic feasibility is confirmed, usually when a product development project has reached a defined milestone according to an established project management model. In determining the amounts to be capitalised, management makes assumptions regarding the expected future cash generation of the project, discount rates to be applied and the expected period of benefits.

The carrying value of intangible assets has been disclosed in Note 6.

## Property, plant and equipment

The carrying value of property, plant and equipment has been disclosed in Note 4.

## Recompense liability

The Group is in negotiation with CDR lenders for a voluntary exit from CDR scheme. The Group has recognised recompense liability payable to CDR lenders based on management estimate which is derived considering certain scenarios and assumptions in relation to interest rate, waiver in recompense, timing of loan repayment and CDR exit etc. The amount payable by the Group as recompense is dependent on various factors and also on discussions and negotiations with the CDR lenders (refer Note 21).



## 4. Property, plant and equipment

Particulars	Gross block				Depreciation / impairment						Net block		
	As at April 1, 2017	Addition	Translation adjustment	Deductions/ adjustments	Classified as held for sale	As at March 31, 2018	As at April 1, 2017	Charge for the year	Translation adjustment	Deductions/ adjustments	Classified as held for sale	As at March 31, 2018	As at March 31, 2018
Land	165.51	1.99	0.01	9.93	19.14	138.44	1.40	1.14	-	0.04	-	2.50	135.94
Buildings	525.99	21.48	0.02	22.74	-	524.75	84.34	45.87	0.01	3.57	-	126.65	398.10
Site development	72.44	-	-	-	-	72.44	3.26	2.73	-	-	-	5.99	66.45
Plant and machinery	927.07	453.11	0.32	17.89	379.30	983.31	271.20	142.86	0.19	6.50	13.80	393.95	589.36
Wind research and measuring equipments	21.36	11.16	0.07	1.50	-	31.09	9.73	7.73	0.07	0.67	-	16.86	14.23
Computer and office equipments	64.32	15.31	0.59	4.02	-	76.20	27.27	19.37	0.54	1.90	-	45.28	30.92
Furniture and fixtures	50.68	3.06	0.23	5.71	-	48.26	24.54	8.10	0.14	2.95	-	29.83	18.43
Vehicles	20.06	4.83	0.02	1.59	-	23.32	5.51	4.38	0.01	0.47	-	9.43	13.89
Total	1,847.43	510.94	1.26	63.38	398.44	1,897.81	427.25	232.18	0.96	16.10	13.80	630.49	1,267.32

Particulars	Gross block				Depreciation / impairment				Net block	
	As at April 1, 2016	Addition	Translation adjustment	Deductions/ adjustments	As at March 31, 2017	As at April 1, 2016	Charge for the year	Translation adjustment	Deductions/ adjustments	As at March 31, 2017
Land	165.75	26.02	(0.02)	26.24	165.51	0.31	1.09	-	-	1.40
Buildings	415.20	113.19	(0.11)	2.29	525.99	44.46	42.19	(0.02)	2.29	84.34
Site development	72.44	-	-	-	72.44	0.65	2.61	-	-	3.26
Plant and machinery	691.48	243.78	(0.36)	7.83	927.07	128.55	148.65	0.17	6.17	271.20
Wind research and measuring equipments	8.14	14.46	(0.04)	1.20	21.36	4.26	6.11	(0.04)	0.60	9.73
Computer and office equipments	34.92	29.98	(0.16)	0.42	64.32	10.59	17.18	(0.15)	0.35	27.27
Furniture and fixtures	44.91	6.09	(0.09)	0.23	50.68	13.88	10.66	0.07	0.07	24.54
Vehicles	6.98	13.25	0.08	0.25	20.06	2.59	3.15	(0.04)	0.19	5.51
<b>Total</b>	<b>1,439.82</b>	<b>446.77</b>	<b>(0.70)</b>	<b>38.46</b>	<b>1,847.43</b>	<b>205.29</b>	<b>231.64</b>	<b>(0.01)</b>	<b>9.67</b>	<b>427.25</b>
										<b>1,420.18</b>

a) Buildings include those constructed on leasehold land.

b) For details of property, plant and equipment given as security to lenders refer Note 20(b)

## 5. Capital work-in-progress

Capital work-in-progress as at March 31, 2018: Rs 173.42 Crore (previous year: Rs 118.56 Crore), primarily includes building and plant and machineries under construction.

6. Goodwill and other intangible assets

Particulars	Gross block			Depreciation / impairment				Net block			
	As at April 1, 2017	Addition	Translation adjustment	Deductions/ adjustments	As at March 31, 2018	As at April 1, 2017	Charge for the year	Translation adjustment	Deductions/ adjustments	As at March 31, 2018	As at March 31, 2018
Design and drawings	495.21	37.04	0.91	-	533.16	308.70	97.86	0.70	-	407.26	125.90
SAP and other software	21.18	11.82	-	-	33.00	4.34	7.44	-	-	11.78	21.22
<b>Total intangible assets</b>	<b>516.39</b>	<b>48.86</b>	<b>0.91</b>	<b>-</b>	<b>566.16</b>	<b>313.04</b>	<b>105.30</b>	<b>0.70</b>	<b>-</b>	<b>419.04</b>	<b>147.12</b>
<b>Goodwill on consolidation</b>	<b>7.62</b>	<b>-</b>	<b>0.01</b>	<b>-</b>	<b>7.63</b>	<b>-</b>	<b>-</b>	<b>-</b>	<b>-</b>	<b>-</b>	<b>7.63</b>

Particulars	Gross block			Depreciation / impairment			Net block				
	As at April 1, 2016	Addition	Translation adjustment	Deductions/ adjustments	As at March 31, 2017	Charge for the year	Translation adjustment	Deductions/ adjustments	As at March 31, 2017		
Design and drawings	483.57	15.54	(3.90)	-	495.21	159.03	151.15	(1.48)	-	308.70	186.51
SAP and other software	7.74	13.44	-	-	21.18	1.31	3.03	-	-	4.34	16.84
Total intangible assets	491.31	28.98	(3.90)	-	516.39	160.34	154.18	(1.48)	-	313.04	203.35
Goodwill on consolidation	7.58	-	0.04	-	7.62	-	-	-	-	-	7.62

For details of intangible assets given as security to lenders refer Note 20(b)

Depreciation and amortisation details:

Particulars	March 31, 2018	March 31, 2017
Depreciation on property, plant and equipment (refer Note 4)	232.18	231.64
Amortisation of intangible assets (refer Note 6)	105.30	154.18
Depreciation on investment property (refer Note 7)	4.13	3.21
<b>Total</b>	<b>341.61</b>	<b>389.03</b>

## 7. Investment property

	March 31, 2018	March 31, 2017
<b>Gross block</b>		
Opening balance	40.57	36.59
Additions	0.32	3.98
Classified as investment property from PPE	17.56	-
Less: Classified as held for sale	(4.61)	-
<b>Closing balance</b>	<b>53.84</b>	<b>40.57</b>
<b>Depreciation and impairment</b>		
Opening balance	6.43	3.22
Depreciation	4.13	3.21
Classified as investment property from PPE	3.15	-
Less: Classified as held for sale	(0.66)	-
<b>Closing balance</b>	<b>13.05</b>	<b>6.43</b>
<b>Net block</b>	<b>40.79</b>	<b>34.14</b>

The Group has classified certain office premises given on lease as investment property. For details of investment property given as security to lenders refer Note 20(b).

### Information regarding income and expenditure of investment property:

	March 31, 2018	March 31, 2017
Rental income derived from investment property	15.13	6.92
Direct operating expenses (including repairs and maintenance)		
generating rental income	-	-
not generating rental income	1.16	0.67
Profit before depreciation and indirect expenses	<b>13.97</b>	<b>6.25</b>
Depreciation	4.13	3.21
<b>Profit before indirect expenses</b>	<b>9.84</b>	<b>3.04</b>

The Group's investment property consist of three commercial properties. The fair value of the properties are Rs 183.84 Crore (previous year: Rs 81.16 Crore). The fair valuation is derived by management internally.

Description of valuation techniques used and key inputs to valuation on investment properties:

Investment property	Valuation technique	Significant unobservable inputs	Range	
			March 31, 2018	March 31, 2017
Godrej Millennium	DCF method	Rent growth p.a.	5%	5%
		Rent growth p.a. (for terminal value)	2%	2%
		Long term vacancy rate	0%	0%
		Long term vacancy rate (for terminal value)	7%	7%
		Discount rate	7.10%	7.14%
Aqua Lounge One Earth	DCF method	Rent growth p.a.	5%	-
		Rent growth p.a. (for terminal value)	2%	-
		Long term vacancy rate	10%	-
		Long term vacancy rate (for terminal value)	7%	-
		Discount rate	7.10%	-
Sun Lounge One Earth	DCF method	Rent growth p.a.	5%	5%
		Rent growth p.a. (for terminal value)	2%	2%
		Long term vacancy rate	10%	10%
		Long term vacancy rate (for terminal value)	7%	7%
		Discount rate	7.10%	7.14%

Under the DCF method, fair value is estimated using assumptions regarding the benefits and liabilities of ownership over the asset's life including an exit or terminal value. This method involves the projection of a series of cash flows on a real property interest. To this projected cash flow series, a market-derived discount rate is applied to establish the present value of the income stream associated with the asset.

## 8. Intangible assets under development

Intangible assets under development stand at Rs 179.82 Crore (previous year: Rs 87.43 Crore) primarily includes design and drawings under development.

## 9. Investments

	March 31, 2018	March 31, 2017
<b>Non-current</b>		
<b>(a) Investment in an associate and joint ventures</b>		
<b>Investments accounted using equity method</b>		
<b>(i) Investment in associate</b>		
Suzlon Energy (Tianjin) Limited, China	46.99	45.11
	<b>46.99</b>	<b>45.11</b>
<b>(ii) Investment in joint ventures</b>		
<b>Investment in equity instruments</b>		
26 (26) equity shares of MUR 1,000 each fully paid of Consortium Suzlon-Padgreen Co Ltd	-	-
Nil (3,320,280) equity shares of Rs 10 each fully paid of Amun Solarfarms Limited	-	1.79
Nil (3,352,520) equity shares of Rs 10 each fully paid of Avighna Solarfarms Limited	-	0.46
Nil (9,323,800) equity shares of Rs 10 each fully paid of Prathamesh Solarfarms Limited	-	24.40
Nil (173,994) equity shares of Rs 10 each fully paid of Rudra Solarfarms Limited	-	-
Nil (476,365) equity shares of Rs 10 each fully paid of Vayudoot Solarfarms Limited	-	10.72
Nil (1,829,555) equity shares of Rs 10 each fully paid of SE Solar Limited	-	32.85
57,210,247 (57,210,247) equity shares of Rs 10 each fully paid of Suzlon Generators Limited	19.87	19.54
<b>Total investment in equity instruments</b>	<b>19.87</b>	<b>89.76</b>
<b>Investments in debentures measured at amortised cost</b>		
Nil (105,417) 0.01% compulsory convertible debentures of Rs 1,000 each fully paid of Amun Solarfarms Limited	-	10.54
Nil (105,417) 0.01% compulsory convertible debentures of Rs 1,000 each fully paid of Avighna Solarfarms Limited	-	10.54
Nil (69,554) 0.01% compulsory convertible debentures of Rs 1,000 each fully paid of Rudra Solarfarms Limited	-	6.96
Nil (2,445,450) 10.70% compulsory convertible debentures of Rs 100 each fully paid of Prathamesh Solarfarms Limited	-	25.60
<b>Total investments in debentures at amortised cost</b>	<b>-</b>	<b>53.64</b>
<b>Total Investment in an associate and joint ventures</b>	<b>66.86</b>	<b>188.51</b>
<b>(b) Other Investment</b>		
<b>Investments at fair value through profit or loss</b>		
<b>(i) Investment in government securities</b>	0.02	0.03
	<b>0.02</b>	<b>0.03</b>
<b>(ii) Other investments</b>		
7,550 (7,550) equity shares of Rs 10 each of Saraswat Co-operative Bank Limited	0.01	0.01
30 (30) equity shares of Rs 10 of Godrej Millennium Condominium	0.00*	0.00*
100,000 (nil) equity shares of Rs 10 each of Green Infra Renewable Energy Limited	0.10	-
	<b>0.11</b>	<b>0.01</b>
	<b>0.13</b>	<b>0.04</b>

	March 31, 2018	March 31, 2017
<b>Current investments</b>		
SBI Premier liquid fund regular plan growth - Nil (841,498 units of Rs 2,545.69 each)	-	214.22
SBI Ultra short term debt fund Nil (138,180 units of Rs 2,100.46 each)	-	35.33
SBI STD Fund- L148IG - Nil (111,919,394 units of Rs 18.90 each)	-	211.53
BSL Cash Plus Growth Direct - Nil (766,114 units of Rs 261.31 each)	-	20.02
	-	<b>481.10</b>
<b>Aggregate amount of quoted investments (fair value)</b>	-	<b>481.10</b>
<b>Aggregate amount of unquoted investments</b>	<b>66.99</b>	<b>188.55</b>

Figures in bracket are in respect of previous year.

For details of investments given as security to lenders refer Note 20(b).

\*Less than Rs 0.01 Crore

**a) Interest in joint ventures**

The Group has interest in various joint ventures as listed in Note 1(c). Further as on March 31, 2018, few joint ventures have been classified under assets held for sale as explained in Note 1(c). Details of financial information of the joint ventures, based on its Ind AS financial statements, and reconciliation with the carrying amount of the investment in consolidated financial statements are set out below:

**Summarised balance sheet as at March 31, 2018:**

	March 31, 2018 <sup>#</sup>	March 31, 2017
<b>Current assets</b>		
Cash and cash equivalents	1.02	45.48
Other current assets	63.99	99.68
Non-current assets	24.82	879.66
<b>Total assets</b>	<b>89.83</b>	<b>1,024.82</b>
<b>Current liabilities</b>		
Financial liabilities	63.09	303.20
Other current liabilities	4.65	270.14
<b>Non-current liabilities</b>		
Financial liabilities	0.64	182.00
Other non-current liabilities	0.89	1.22
<b>Total liabilities</b>	<b>69.27</b>	<b>756.56</b>
<b>Equity</b>	<b>20.56</b>	<b>268.26</b>
<b>Carrying amount of investment</b>	<b>19.87</b>	<b>143.40</b>
Group's share in capital and other commitment	0.24	396.69
Group's share in contingent liabilities	7.16	281.55

<sup>#</sup> refer Note 1 (c) (i)

**Summarised statement of profit and loss:**

	March 31, 2018	March 31, 2017
Revenue	240.35	179.06
Other income	6.23	1.18
Cost of goods sold	(73.58)	(140.26)
Employee benefits expenses	(6.81)	(7.52)
Other expenses	(26.69)	(17.41)
Depreciation and amortisation	(47.51)	(7.02)
Finance cost	(80.52)	(9.97)
<b>Profit / (loss) before tax</b>	<b>11.47</b>	<b>(1.94)</b>
Income tax expense	(2.65)	0.07
<b>Profit / (loss) for the year</b>	<b>8.82</b>	<b>(1.87)</b>
Other comprehensive income	0.13	(0.20)
<b>Total comprehensive income for the year</b>	<b>8.95</b>	<b>(2.07)</b>
Unrealised share of profit / (loss)	7.24	(46.90)
<b>Group's share of profit / (loss) for the year</b>	<b>8.61</b>	<b>(23.02)</b>

**b) Investment in an associate**

The Group has 25% interest in Suzlon Energy (Tianjin) Limited ('SETL'), a private unlisted company which is involved in manufacturing of WTG's in China. The Group's interest in SETL is accounted for using the equity method in the consolidated financial statements. Details of financial information of the associate and reconciliation with the carrying amount of the investment in consolidated financial statements are set out below:

**Summarised balance sheet as at March 31, 2018:**

	March 31, 2018	March 31, 2017
<b>Current assets</b>		
Cash and cash equivalents	1.84	2.83
Other current assets	527.80	399.44
Non-current assets	123.88	128.28
<b>Total assets</b>	<b>653.52</b>	<b>530.55</b>
<b>Current liabilities</b>		
Financial liabilities	317.20	222.09
Other current liabilities	123.16	102.80
<b>Total liabilities</b>	<b>440.36</b>	<b>324.89</b>
<b>Equity</b>	<b>213.16</b>	<b>205.66</b>
<b>Carrying amount of investment</b>	<b>46.99</b>	<b>45.11</b>
Group's share in capital and other commitment	-	-
Group's share in contingent liabilities	-	-

**Summarised statement of profit and loss:**

	March 31, 2018	March 31, 2017
Revenue	116.75	4.21
Other income	-	0.03
Cost of goods sold	(95.05)	(94.33)
Employee benefits expenses	(11.80)	(17.51)
Other expenses	(5.87)	25.00
Depreciation and amortisation	(17.28)	(18.29)
Finance cost	(0.11)	(0.03)
<b>Profit / (loss) before tax</b>	<b>(13.36)</b>	<b>(100.92)</b>
Income tax expense	-	-
<b>Profit / (loss) for the year</b>	<b>(13.36)</b>	<b>(100.92)</b>
Other comprehensive income	-	-
<b>Total comprehensive income for the year</b>	<b>(13.36)</b>	<b>(100.92)</b>
Unrealised share of profit / (loss)	-	-
<b>Group's share of profit / (loss) for the year</b>	<b>(3.34)</b>	<b>(25.23)</b>

**10. Trade receivables**

	March 31, 2018	March 31, 2017
<b>Non-current</b>		
Unsecured, considered good	4.89	58.54
Unsecured, considered doubtful	88.67	55.25
	<b>93.56</b>	<b>113.79</b>
Less : Impairment allowance	(0.05)	(12.77)
Less: Allowance of doubtful debts	(88.67)	(55.25)
<b>Total</b>	<b>4.84</b>	<b>45.77</b>
<b>Current</b>		
Unsecured, considered good	3,015.64	3,667.23
Unsecured, considered doubtful	-	43.98
	<b>3,015.64</b>	<b>3,711.21</b>
Less : Impairment allowance	(30.49)	(39.70)
Less: Allowance of doubtful debts	-	(43.98)
<b>Total</b>	<b>2,985.15</b>	<b>3,627.53</b>

The movement in impairment allowance as per ECL model is as under:

	March 31, 2018	March 31, 2017
Balance as at the beginning of the year	52.47	50.79
Impairment allowance during the year	(21.93)	1.68
<b>Balance as at the end of the year</b>	<b>30.54</b>	<b>52.47</b>

For details of receivable given as security to lenders refer Note 20(b).

**11. Loans**

	March 31, 2018	March 31, 2017
<b>Non-current</b>		
Unsecured, considered good		
Loans to employees	-	2.08
Loans to others	1.12	3.88
	<b>1.12</b>	<b>5.96</b>
<b>Current</b>		
Unsecured, considered good		
Loans to employees	0.80	4.69
Inter-corporate deposits	49.13	44.71
	<b>49.93</b>	<b>49.40</b>

For details of loans given as security to lenders refer Note 20(b).

**12. Other financial assets**

	March 31, 2018	March 31, 2017
<b>Non-current</b>		
Bank balances	348.25	377.19
Security deposits		
Unsecured, considered good	87.89	75.59
Unsecured, considered doubtful	3.53	3.50
	<b>91.42</b>	<b>79.09</b>
Less : Allowance for doubtful deposits	(3.53)	(3.50)
	<b>87.89</b>	<b>75.59</b>
Other assets (refer Note a below)	145.01	259.06
<b>Total</b>	<b>581.15</b>	<b>711.84</b>
<b>Current</b>		
Security deposits (unsecured, considered good)	20.09	31.57
Interest accrued on deposits, loans and advances	8.24	9.35
Other assets (refer Note a below)	238.03	107.68
<b>Total</b>	<b>266.36</b>	<b>148.60</b>



- a) The Company incurs expenditure on development of infrastructure facilities for power evacuation arrangements as per authorisation of the State Electricity Boards ('SEB')/ Nodal agencies in Maharashtra and Tamil Nadu. The expenditure is reimbursed, on agreed terms, by the SEB/ Nodal agencies. In certain cases, the Company recovers the cost from customers in the ordinary course of business. The cost incurred towards development of infrastructure facility inventory is reduced by the reimbursements received from SEB/Nodal agencies and the net amount is shown as 'Infrastructure Development Asset' under other assets. The excess of cost incurred towards the infrastructure facilities net of reimbursement received from SEB/Nodal agencies/customers is charged to statement of profit and loss as infrastructure development expenses.

b) **Break up of financial assets at amortised cost**

Particulars	March 31, 2018	March 31, 2017
Loans (refer Note 11)	51.05	55.36
Trade receivable (refer Note 10)	2,989.99	3,673.30
Security deposits (refer Note 12)	107.98	107.16
Other financial assets (refer Note 12)	739.53	753.28
<b>Total</b>	<b>3,888.55</b>	<b>4,589.10</b>

For details of financial assets given as security to lenders refer Note 20(b).

13. **Other assets**

	March 31, 2018	March 31, 2017
<b>Non-current</b>		
Capital advances (unsecured, considered good)	10.07	8.41
Advances recoverable in kind		
Unsecured, considered good	8.68	1.14
Unsecured, considered doubtful	106.96	189.21
	115.64	190.35
Less : Allowance for doubtful advances	106.96	189.21
	8.68	1.14
Advance income tax (net of provisions)	36.26	62.76
Prepaid expenses	84.37	93.85
<b>Total</b>	<b>139.38</b>	<b>166.16</b>
<b>Current</b>		
Advances recoverable in kind (unsecured, considered good)	537.45	757.43
Prepaid expenses	95.04	97.48
Balances with government/ statutory authorities	298.12	158.85
<b>Total</b>	<b>930.61</b>	<b>1,013.76</b>

For details of other assets given as security to lenders refer Note 20(b).

Other assets include advances recoverable of Rs 2.00 Crore (previous year: Rs 2.00 Crore) from private companies in which director is a director or member.

14. **Inventories (valued at lower of cost and net realisable value)**

	March 31, 2018	March 31, 2017
Raw materials	1,097.60	1,439.62
Finished goods, semi-finished goods and work- in- progress	1,505.86	1,604.58
Stores and spares	264.27	268.95
Land and lease rights	158.64	155.69
<b>Total</b>	<b>3,026.37</b>	<b>3,468.84</b>

For details of inventories given as security to lenders refer Note 20(b).

**15. Cash and cash equivalents**

	March 31, 2018	March 31, 2017
Balances with banks	399.12	334.83
Cheques on hand	181.00	-
Cash on hand	0.95	1.29
<b>Total</b>	<b>581.07</b>	<b>336.12</b>

There are no restrictions with regard to cash and cash equivalents as the end of the reporting period and prior period.

**16. Assets classified as held for sale**

	March 31, 2018	March 31, 2017
Investment property held for sale (refer Note a below)	3.95	-
Investments in joint ventures (refer Note b below)	223.09	-
Assets related to solar business (refer Note c below)	435.13	-
<b>Total</b>	<b>662.17</b>	<b>-</b>
Liabilities associated with assets related to solar business	286.84	-
<b>Total</b>	<b>286.84</b>	<b>-</b>

- a. The Group intends to dispose one of its commercial property given on lease within next 12 months. The property was previously used as its Corporate office for carrying out the business. No impairment loss was recognised on reclassification of the property as held for sale as the Company expects that the fair value (estimated based on the recent market prices of similar properties in similar locations) less costs to sell is higher than the carrying amount.
- b. The Group has reclassified its investments in ten joint ventures, who are in the business of generation of electricity through solar energy, as "held for sale". These investments have been accounted for using the equity method. The disposal group does not constitute a separate major component of the Group and therefore has not been classified as discontinued operations.

Joint venture name	Investment type	March 31, 2018	March 31, 2017
Aalok Solarfarms Limited	Equity share and compulsory convertible debentures	6.77	-
Abha Solarfarms Limited	Equity share and compulsory convertible debentures	14.22	-
Amun Solarfarms Limited	Equity share and compulsory convertible debentures	11.28	-
Avighna Solarfarms Limited	Equity share and compulsory convertible debentures	8.66	-
Heramba Renewables Limited	Equity share and compulsory convertible debentures	29.13	-
Prathamesh Solarfarms Limited	Equity share and compulsory convertible debentures	42.73	-
Rudra Solarfarms Limited	Equity share and compulsory convertible debentures	9.19	-
SE Solar Limited	Equity share	60.68	-
Shreyas Solarfarms Limited	Equity share and compulsory convertible debentures	26.31	-
Vayudoot Solarfarms Limited	Equity share	14.12	-
<b>Total</b>		<b>223.09</b>	<b>-</b>

- c. The Group plans to dispose of its two subsidiaries having solar business within next 12 months. The Group is in negotiation with potential buyers and the management expects that the fair value less cost to sell of the business will be higher than the aggregate carrying value of the related assets and liabilities. Therefore, no impairment was recognized on reclassification of the assets and liabilities as held for sale as on March 31, 2018. The major class of assets and liabilities as at the end of the reporting period are as follows:

	March 31, 2018	March 31, 2017
Property, plant and equipment	384.65	-
Trade receivables	4.43	-
Cash and cash equivalents	1.10	-
Other financial assets	38.98	-
Other current assets	5.97	-
<b>Assets of solar business classified as held for sale</b>	<b>435.13</b>	<b>-</b>
Borrowings	(239.05)	-
Other non-current liabilities	(32.88)	-
Trade payables	(0.02)	-
Other financial liabilities	(13.36)	-
Other current liabilities	(1.54)	-
<b>Liabilities of solar business associated with assets classified as held for sale</b>	<b>(286.84)</b>	<b>-</b>
<b>Net assets of solar business classified as held for sale</b>	<b>148.29</b>	<b>-</b>

#### 17. Equity share capital

	March 31, 2018	March 31, 2017
<b>Authorised shares</b>		
12,490,000,000 (12,490,000,000) equity shares of Rs 2/- each	2,498.00	2,498.00
	<b>2,498.00</b>	<b>2,498.00</b>
<b>Issued shares</b>		
5,338,706,098 (5,043,330,927) equity shares of Rs 2/- each	1,067.74	1,008.67
	<b>1,067.74</b>	<b>1,008.67</b>
<b>Subscribed and fully paid-up shares</b>		
5,319,774,121 (5,024,398,950) equity shares of Rs 2/- each	1,063.95	1,004.88
	<b>1,063.95</b>	<b>1,004.88</b>

#### a. Reconciliation of the equity shares outstanding at the beginning and at the end of the financial year

	March 31, 2018		March 31, 2017	
	Number of shares (Crore)	Rs in Crore	Number of shares (Crore)	Rs in Crore
At the beginning of the year	502.44	1,004.88	502.05	1,004.10
Issued during the year				
- Conversion of bonds	29.54	59.07	0.39	0.78
<b>Outstanding at the end of the year</b>	<b>531.98</b>	<b>1,063.95</b>	<b>502.44</b>	<b>1,004.88</b>

#### b. Terms/rights attached to equity shares

The Company has only one class of equity shares having a par value of Rs 2 each. Each holder of equity shares is entitled to one vote per share except for the underlying depository shares held against the Global Depository Receipts ("GDRs").

Holders of the GDR have no voting rights with respect to the equity shares represented by the GDRs Deutsche Bank Trust Company Americas (the 'Depository'), which is the shareholder on record in respect of the equity shares represented by the GDRs, will not exercise any voting rights in respect of the equity shares against which GDRs are issued, unless it is required to do so by law. Equity shares which have been withdrawn from the Depository facility and transferred on the Company's register of members to a person other than the Depository, ICICI Bank Limited (the 'Custodian') or a nominee of either the Depository or the Custodian may be voted by the holders thereof.

As regard the shares which did not have voting rights as on March 31, 2018 are GDRs – 2,261,816 / (equivalent shares – 9,047,264) and as on March 31, 2017 are GDRs – 2,749,000 / (equivalent shares – 10,996,000).

The Company declares and pays dividends in Indian rupees. The dividend proposed by the Board of Directors is subject to approval of the shareholders in the ensuing Annual General Meeting.

In the event of liquidation of the Company, the holder of equity shares will be entitled to receive remaining assets of the Company, after distribution of all preferential amounts. The distribution will be in proportion to the number of equity shares held by the shareholders.

The Company on February 13, 2015 signed a Shareholder Agreement as amended by an Amendment Agreement dated December 11, 2015 (collectively the "Agreement") with the Investor Group in terms of which the Investor Group agreed to subscribe to 100 Crore equity shares at the rate of Rs 18 per shares aggregating to Rs 1,800.00 Crore, which were allotted on May 15, 2015. This is in addition to shares acquired under an Open Offer under SEBI Takeover Regulations. The key terms of the Agreement with the Investor Group are as follows;

- Appointment of one nominee director.
- Certain decisions by virtue of the agreement need shareholder approval.
- Investor group and Promoters of the Company shall be considered as Persons Acting in Concert under Regulation 2(1)(q) of the SEBI Takeover Regulations.
- If the Promoters decide to transfer any of their shareholding in the Company, they shall first offer these to the Investor Group. Also, if the Investor Group decide to transfer any of their shareholding in the Company, they shall first offer these to the Promoter Group.
- The Investor Group shares shall be subject to a lock-in period applicable under applicable regulations or one-year whichever is later.
- The Investor Group shall be consulted in accordance with the provisions of the Agreement.

**c. Aggregate number of bonus shares issued, share issued for consideration other than cash and shares bought back during the period of five years immediately preceding the reporting date:**

The Company issued 10,095,000 shares (10,095,000 shares) to employees under Employee stock purchase scheme, wherein part consideration was received in the form of employee services.

**d. Shares reserved for issue under options**

For details of shares reserved for issue under the employee stock option (ESOP) plan of the Company, refer Note 35(b), under heading of "Closing balance".

For details of shares reserved for issue on conversion of FCCBs, refer Note 20(d) (i) for terms of conversion / redemption.

For details of shares reserved for issue on conversion of Funded Interest Term Loan ('FITLs') into equity shares or compulsory convertible debentures and issue of equity shares in lieu of sacrifice of the CDR Lenders, refer Note 20(a) (iv) for terms of conversion. There are no shares reserved for issue under options as at the balance sheet date.

**e. Details of shareholders holding more than 5% equity shares in the Company:**

Name of the shareholder	March 31, 2018		March 31, 2017	
	Number of shares (Crore)	% holding	Number of shares (Crore)	% holding
Equity shares of Rs 2/- each fully paid-up Sugati Holdings Private Limited	-	_*	26.25	5.24

\* As on March 31, 2018 percentage holding is less than 5%

Note: As per records of the Company, including its register of shareholders / members and other declarations received from shareholders regarding beneficial interest, the above shareholding represents both legal and beneficial ownership of shares.

**18. Other equity**

Refer Statement of Changes in Equity for detailed movement in equity balance.

	March 31, 2018	March 31, 2017
General reserve	868.15	858.69
Securities premium	9,239.10	8,841.52
Share option outstanding account	48.74	58.20
Retained earnings	(17,601.13)	(17,263.59)
Capital reserve	23.30	23.30
Capital reserve on consolidation	0.03	0.03
Capital redemption reserve	15.00	15.00
Legal and statutory reserve	12.36	102.59
Foreign currency translation reserve	(622.68)	(420.69)
Foreign currency monetary item translation difference account (FCMITDA)	(42.17)	(89.76)
Equity component of compound financial instruments	28.50	28.50
<b>Total</b>	<b>(8,030.80)</b>	<b>(7,846.21)</b>

#### Nature and purposes of various items in other equity:

**a. Securities premium**

Securities premium reserve is used to record the premium on issue of shares. The reserve is utilised in accordance with the provisions of the Companies Act, 2013.

**b. Share option outstanding account**

The share-based payment reserve is used to recognise the value of equity-settled share-based payments provided to employees, including key management personnel, as part of their remuneration.

**c. Capital reserve**

The Group recognises profit or loss on purchase / sale of the equity instruments in case of merger to capital reserve.

**d. Capital redemption reserve**

The Group has transferred amount from statement of profit or loss to capital redemption reserve on redemption of preference shares issued by the company.

**e. Legal and statutory reserve**

The legal and statutory reserve relates to the research created as per regulations of few overseas subsidiaries.

**f. Foreign currency translation reserve ('FCTR')**

It is the reserve generated due to exchange fluctuation resulting from translation of the financial statements of overseas subsidiaries into reporting currency of the parent company i.e. INR.

**g. Foreign currency monetary item translation difference account ('FCMITDA')**

The Group recognises FCMITDA for unamortised exchange difference pertaining to long term foreign currency monetary items. (refer Note 2.4 (d))

**h. General reserve**

The Company has transferred a portion of the net profit of the company before declaring dividend or a portion of net profit kept separately for future purpose is disclosed as general reserve.

**i. Equity component of compound financial instruments**

The FCCB has been classified as compound instrument. This instrument has been split between equity and liability by primarily valuing the liability portion without equity conversion options. The balance between instrument value and liability component has been the value of equity conversion options. On the date of transition the amount of FCMITDA has been recomputed under Ind AS. The difference in the value as a result has been transferred to retained earnings.

#### 19. Non-controlling interests

Non-controlling interest of Rs 10.19 Crore (previous year: Rs 8.68 Crore) relates to interest in the subsidiaries of the Group which is held by entities / persons other than the Group. The key entities in which NCI holds/ used to held interest are as follows:

- a) During the year ended March 31, 2018, the Group diluted its stake in Gale Solarfarms Limited to the extent of 7.55% and classified as assets held for sale as on March 31, 2018.
- b) During the year ended March 31, 2018, the Group diluted its stake in Tornado Solarfarms Limited to the extent of 7.14% and classified as assets held for sale as on March 31, 2018.

Movement in interest held by the Group which does not result in the loss of control or state of control has been recognised in other comprehensive income.

#### 20. Borrowings

	March 31, 2018	March 31, 2017
<b>Non-current</b>		
Term loan from banks (secured)	5,343.15	1,873.12
Loans from banks (unsecured)	44.18	45.91
Term loan from financial institutions (secured)	1,189.08	1,267.92
Loans from others (unsecured)	-	8.48
Liability component of compound financial instruments:		
Foreign currency convertible bonds (unsecured)	1,139.30	1,645.55
<b>Total</b>	<b>7,715.71</b>	<b>4,840.98</b>
<b>Current</b>		
Working capital facilities from banks (secured)	3,889.45	2,076.38
<b>Total</b>	<b>3,889.45</b>	<b>2,076.38</b>

**a) Corporate debt restructuring ('CDR')**

During the financial year ended March 31, 2013, Suzlon Energy Limited ('SEL') along with its identified domestic subsidiaries and a joint venture collectively referred to as the 'Borrowers' and individually as the 'Borrower', had restructured various financial facilities (restructured facilities) from the secured CDR lenders under the Corporate Debt Restructuring Proposal. Pursuant to approval of CDR Package by the CDR Empowered Group ('CDR EG'), the implementation of the CDR package was formalised upon execution of Master Restructuring Agreement (MRA) between the CDR Lenders and Borrowers during the financial year ending March 31, 2013. The MRA inter-alia covers the provisions to govern the terms and conditions of restructured facilities.

The key features of the CDR package are as follows:

- i. Repayment of Restructured Term Loans ('RTL') after moratorium of 2 years from cut-off date in 32 structured quarterly instalments commencing from December 2014 to September 2022. The moratorium period of 2 years has expired on September 30, 2014.
- ii. Conversion of various irregular / outstanding / devolved financial facilities into Working Capital Term Loan ('WCTL') and the repayment terms of which are in similar to that of RTL with enabling mandatory prepayment obligations on realisation of proceeds from certain asset sale and capital infusion.
- iii. Restructuring of existing fund based and non-fund based working capital facilities, subject to renewal and reassessment every year.
- iv. Unpaid Interest due on certain existing facilities on cut-off date, interest accrued during the moratorium period on RTL and WCTL and interest on fund based working capital facilities for certain period were to be converted into FITL and which were to be converted into equity shares of the Company.
- v. The rate of interest on RTL, WCTL, FITL and fund based working capital facilities were reduced to 11.00% per annum with reset option in accordance with MRA.
- vi. Waiver of existing events of defaults, penal interest and charges etc. in accordance with MRA.
- vii. Contribution of Rs 250.00 Crore in SEL by promoters, their friends, relatives and business associates as stipulated, conversion of existing promoter's loan of Rs 145.00 Crore into equity shares / Compulsorily convertible debentures at the price determined in compliance with Securities and Exchange Board of India.

Other key features of the CDR Package are:

- i. Right of Recompense to CDR Lenders for the relief and sacrifice extended, subject to provisions of CDR Guidelines and MRA and;
- ii. SEL to issue equity shares in lieu of sacrifice of the CDR Lenders for the first three years from cut-off date at the price determined in compliance with Securities and Exchange Board of India, if exercised by CDR lenders.

In case of financial facilities availed from the non-CDR Lenders, the terms and conditions shall continue to be governed by the provisions of the existing financing documents.

During the financial year ended March 31, 2015, the restructuring proposal with Power Finance Corporation ('PFC') which is a non-CDR lender was approved by CDR EG. As per the terms of restructuring, the PFC has converted certain portion of interest accrued into FITL I and FITL II. Repayment of outstanding term loan would be in accordance with terms and conditions similar to those of RTL, whereas repayment of FITL I would be made in 32 equal quarterly instalments and should be co-terminus with RTL. Repayment of FITL II would be made in 12 quarterly instalments from December 2022 to September 2025. To give effect to the restructuring a bilateral agreement between the Borrower and PFC was entered into on August 12, 2015.

SE Forge Limited ('SEFL') a wholly-owned subsidiary of the Company on request was referred to CDR cell which was approved by CDR EG in financial year 2013-14. On receipt of consent from CDR EG, SEFL exit from CDR scheme in its meeting held on December 28, 2015. Repayment of Restructured Term Loan ('RTL') after moratorium of 2 years from cut-off date in 32 structured quarterly instalments commencing from December 2014 to September 2022 did not undergo any change and continues as it is.

**b) The details of security for the current and non-current secured loans are as follows:**

- i) In case of financial facilities from CDR lenders in accordance with MRA and non-CDR lenders, RTL, WCTL, FITL aggregating Rs 2,532.76 Crore (previous year: Rs 2,536.83 Crore) of which Rs 2,315.41 Crore (previous year: Rs 2,476.33 Crore) classified as long-term borrowings and Rs 217.35 Crore (previous year: Rs 60.50 Crore) classified as current maturities of long-term borrowings, fund based working capital facilities of Rs 2,349.68 Crore (previous year: Rs 1,551.60 Crore), and non-fund based working capital facilities are secured by first pari passu charge on all chargeable present and future tangible / intangible movable assets of each of the Borrowers, first charge on all chargeable present and future immovable assets (excluding the identified properties) of each of the Borrowers, first charge on all present and future chargeable current assets of each of the Borrowers, first charge over Trust and Retention Account ('TRA') and other bank accounts of the Borrowers, pledge of equity shares held by SEL in identified domestic subsidiaries and a joint venture which are forming part of the Borrowers, negative lien over the equity shares held by SEL in SE Forge Limited, pledge on shares of Suzlon Energy Limited, Mauritius ('SELM') held by SEL, negative lien over the equity shares of certain overseas subsidiaries of SEL held by its step

down overseas subsidiaries, pledge of certain equity shares of SEL held by its promoters, personal guarantee of the chairman and managing director of SEL and limited personal guarantee of an erstwhile director of a subsidiary.

- ii) Rs 49.71 Crore (previous year: Rs 50.00 Crore) of which Rs 42.25 Crore (previous year: Rs Nil) classified as long-term borrowings and Rs 7.46 Crore (previous year: Rs Nil) classified as current maturities of long-term borrowings secured by first pari passu charge on all the assets of the borrowers provided to the CDR lenders shown in long-term borrowings. This loan is repayable in 24 quarterly structured instalments starting from March 18 quarter.
- iii) Rs 6.13 Crore (previous year: Rs 6.13 Crore) of which Rs 4.98 Crore (previous year: Rs Nil) classified as long-term borrowings and Rs 1.15 Crore (previous year: Rs Nil) classified as current maturities of long-term borrowings secured by first pari passu charge on all the assets of the borrowers provided to the CDR lenders shown in long-term borrowing. This loan is repayable in 15 quarterly structured instalments starting from September 18 quarter.
- iv) Rs 403.82 Crore (previous year: Rs 443.40 Crore) secured by way of pari passu charge on the stock receivables and escrow bank account maintained for the specific projects with the lender, pledge of shares and corporate guarantee of third parties shown in short-term borrowings.
- v) Rs Nil Crore (previous year: Rs 50.45 Crore) secured by first pari passu charge on all current assets (except for land considered as stock in trade) and first pari passu charge on all property, plant and equipment and this is shown in short-term borrowings.
- vi) Rs 472.74 Crore (previous year: Rs Nil) secured by first pari-passu charge on all the existing domestic assets as available with existing lenders, both CDR and non-CDR lenders (excluding offshore securities) and escrowing the receivables from the identified projects.
- vii) Rs 614.10 Crore (previous year: Rs Nil) secured by first pari-passu charge on all current assets (except for land considered as stock in trade) and first pari-passu charge on all property, plant and equipment and this is shown in short term borrowings.
- viii) Rs 251.65 Crore (previous year: Rs 283.22 Crore) of which Rs 44.44 Crore (previous year: Rs 31.74 Crore) classified as current portion of long-term borrowings and working capital loans of Rs 49.11 Crore (previous year: Rs 31.03 Crore) secured by pari passu charge on all movable assets (both fixed and current assets) and immovable assets of one of the subsidiaries. It is also secured by personal guarantee of one of the directors of the said subsidiary and personal guarantee of managing director of the Company.
- ix) Rs 130.36 Crore (previous year: Rs 181.58 Crore) of which Rs 52.14 Crore (previous year: Rs 51.88 Crore) classified as current portion of long-term borrowings secured by way of specific receivables of few subsidiaries and corporate guarantee of wholly owned subsidiary of the Company and personal guarantee of chairman and managing director of the Company shown in long-term borrowings.
- x) Vehicle loan of Rs 2.37 Crore (previous year: Rs 1.10 Crore) of which Rs 1.45 Crore (previous year: Rs 0.66 Crore) classified as current portion of long-term borrowings is secured against vehicle under hire purchase contract.
- xi) Rs 237.74 Crore (previous year: Rs 226.98 Crore) of which Rs 47.55 Crore (previous year: Rs Nil) classified as current portion of long-term borrowings secured by way of wind turbine components, proceeds from project of one of the subsidiary along with 100% pledge of its shares, advance payment guarantee of the Company and assignment of all contracts and its benefits entered into by the subsidiary shown in long-term borrowings.
- xii) AE Rotor Holding B.V. (AERH), a wholly owned subsidiary of the Company, has outstanding borrowings of Rs 3,693.05 Crore [USD 569.40 Million] (previous year: Rs. 4,038.03 Crore [USD 626.00 Million]), of which Rs Nil (previous year: Rs 4,038.03 Crore) has been included as part of current maturities of long term borrowing. During the current year, AERH have repaid USD 56.60 Million and refinanced USD 569.40 Million from March 2018 to February 2023. These borrowings are secured by an unconditional and irrevocable Stand-by Letters of Credit ("SBI SBLC") issued by State Bank of India. The SBI SBLC is backed by Stand-by Letters of Credit issued by certain Indian lenders (Indian Lenders SBLCs) and Stand-by Letters of Credit issued by certain overseas branches of domestic lenders (Offshore SBLCs) (Indian Lenders SBLCs and Offshore SBLCs collectively referred to as "Participating SBLCs") and such Participating SBLCs are secured by first ranking pari passu charge, in terms of the respective agreements, on all chargeable present and future tangible/ intangible movable assets of each of the Borrowers, first charge on all chargeable present and future immovable assets (excluding the carve out properties) of each of the Borrowers, first charge on all present and future chargeable current assets of each of the Borrowers, first charge over Trust and Retention Account ('TRA') and other bank accounts of the Borrowers, pledge of equity shares held by SEL in its 3 Indian subsidiaries and SGL which are forming part of the Borrowers, pledge on shares of Suzlon Energy Limited, Mauritius ('SELM') held by SEL, negative lien over the equity shares of certain overseas subsidiaries of SEL held by its step down overseas subsidiaries, pledge of certain equity shares of SEL held by its promoters, pledge of certain equity shares of SEL held by its promoters on exclusive basis to SBI, personal guarantee of the managing director of SEL and limited personal guarantee of one director of SSL. The Offshore SBLCs is guaranteed by the Borrowers.



## c) Foreign currency convertible bonds (FCCBs)

## i) Following are the key terms of the bonds post restructuring:

Particulars	July 2019 Bonds
Issue date	July 15, 2014
Outstanding post restructuring (in USD)	546.92 Million
Face value per bond (in USD)	1,000
Conversion price per share (Rs)	15.46
Fixed exchange rate (Rs/ USD)	60.225
Redemption amount as a % of principal amount (%)	100.00
Coupon rate	3.25% for first 18 months 5.75% for balance 42 months
Maturity date	July 16, 2019
Current outstanding (in USD)	172.00 Million

Since the date of issuance, bonds equivalent to USD 374.92 Million of July 2019 have been converted into shares by March 31, 2018. The bond holders have exercised their rights to convert bonds of USD 75.82 million (previous year: USD 1.00 Million) of July 2019 bonds during the year.

## d) The details of repayment of long-term borrowings are as follows:

Particulars	Up to 1 year	2 to 5 years	Above 5 years	Total
<b>Secured loans*</b>				
March 31, 2018	371.55	6,321.61	210.62	6,903.78
March 31, 2017	4,182.81	2,509.89	631.15	7,323.85
<b>Unsecured loans</b>				
March 31, 2018	18.81	1,183.48	-	1,202.29
March 31, 2017	14.12	1,699.94	-	1,714.06
<b>Total</b>				
<b>March 31, 2018</b>	<b>390.36</b>	<b>7,505.09</b>	<b>210.62</b>	<b>8,106.07</b>
<b>March 31, 2017</b>	<b>4,196.93</b>	<b>4,209.83</b>	<b>631.15</b>	<b>9,037.91</b>

\* The effective rate of interest on long-term borrowings availed in INR ranges between 11% p.a. to 15% p.a., availed in foreign currency ranges between from 4% p.a. to 6% p.a. and on short-term borrowing ranges between 8.75% p.a. to 12.75% p.a. during the year, depending upon the prime lending rate of the banks and financial institutions at the time of borrowing, wherever applicable, and the interest rate spread agreed with the banks.

## e) A financial institution has converted interest of Rs 53.75 Crore (previous year: Rs 46.65 Crore) to long term borrowings.

## 21. Other financial liabilities

	March 31, 2018	March 31, 2017
<b>Non-current</b>		
Other liabilities	55.33	225.46
<b>Total</b>	<b>55.33</b>	<b>225.46</b>
<b>Current</b>		
Current maturities of long-term borrowings	390.36	4,196.93
Interest accrued on borrowings	31.54	47.73
Other liabilities*	1,176.03	681.88
<b>Total</b>	<b>1,597.93</b>	<b>4,926.54</b>

\* Primarily includes provision for recompense and SEB / nodal agencies deposit.

## Break up of financial liabilities at amortised cost

Particulars	March 31, 2018	March 31, 2017
Borrowings (refer Note 20)	11,605.16	6,917.36
Trade payables	2,526.60	4,812.25
Other financial liabilities (refer Note 21)	1,653.26	5,152.00
<b>Total</b>	<b>15,785.02</b>	<b>16,881.61</b>

## 22. Other liabilities

	March 31, 2018	March 31, 2017
<b>Non-current</b>		
Deferred revenue	29.98	40.02
<b>Total</b>	<b>29.98</b>	<b>40.02</b>
<b>Current</b>		
Advance from customer	891.61	736.79
Statutory dues	67.24	118.50
Deferred revenue	9.32	4.47
Other liabilities *	57.80	245.73
<b>Total</b>	<b>1,025.97</b>	<b>1,105.49</b>

\* Primarily includes deposits adjustable against asset and accruals

## 23. Provisions

	March 31, 2018	March 31, 2017
<b>Non-current</b>		
Employee benefits	28.00	37.72
Provision for performance guarantee, maintenance and warranty and liquidated damages	92.43	89.48
<b>Total</b>	<b>120.43</b>	<b>127.20</b>
<b>Current</b>		
Employee benefits	47.37	55.03
Provision for performance guarantee, maintenance and warranty and liquidated damages	768.45	765.42
Provision for tax	2.76	1.34
<b>Total</b>	<b>818.58</b>	<b>821.79</b>

In pursuance of Ind AS 37 - 'Provisions, contingent liabilities and contingent assets', the provisions required have been incorporated in the books of account in the following manner:

Particulars	Performance guarantee	Operation, maintenance and warranty	Liquidated damages
Opening balance	115.80 (110.31)	431.96 (374.91)	307.14 (171.48)
Additions during the year	130.49 (214.92)	64.20* (192.12)*	145.48 (160.27)
Unwinding of warranty discounting and deferral of O & M	- (-)	-3.09 (-11.84)	- (-)
Utilisation	92.78 (152.38)	105.26** (96.95)**	49.68 (15.20)
Reversal	26.51 (57.05)	12.34 (49.94)	44.53 (9.41)
Closing balance	127.00 (115.80)	375.47 (431.96)	358.41 (307.14)

Figures in bracket are in respect of previous year.

\* Includes foreign exchange impact on restatement.

\*\* Includes expenditure booked under various expenditure heads by their nature.

Performance guarantee ('PG') represents the expected outflow of resources against claims for performance shortfall expected in future over the life of the guarantee assured. The period of performance guarantee varies for each customer according to the terms of contract. The key assumptions in arriving at the performance guarantee provisions are wind velocity, plant load factor, grid availability, load shedding, historical data, wind variation factor etc.

Operation, maintenance and warranty ('O&M') represents the expected liability on account of field failure of parts of WTG and expected expenditure of servicing the WTGs over the period of free operation, maintenance and warranty, which varies according to the terms of each sales order.

Liquidated damages ('LD') represents the expected claims which the Group may need to pay for non-fulfilment of certain commitments as per the terms of the sales order. These are determined on a case to case basis considering the dynamics of each sales order and the factors relevant to that sale.

The figures shown against 'Utilisation' represent withdrawal from provisions credited to statement of profit and loss to offset the expenditure incurred during the year and debited to statement of profit and loss.

**24. Revenue from operations**

	March 31, 2018	March 31, 2017
Sale of wind turbines, solar systems and other systems	6,637.19	11,142.20
Income from operation and maintenance service	1,655.06	1,550.33
<b>Total</b>	<b>8,292.25</b>	<b>12,692.53</b>

**Disclosure pursuant to Ind AS 11- 'Construction Contracts'**

Particulars	March 31, 2018	March 31, 2017
Contract revenue recognised during the year	260.16	2,022.26
Aggregate amount of contract cost incurred and recognised profits (less recognised losses) for all contracts in progress up to the reporting date	1,080.41	2,728.16
Amount of customer advances outstanding for contracts in progress up to the reporting date	-	-
Retention amount due from customers for contract in progress up to the reporting date	-	-
Due from customers	-	-
Due to customers	10.41	16.64

**25. Other income**

	March 31, 2018	March 31, 2017
Interest income on		
Financial assets measured at amortised cost		
on inter corporate deposit	0.57	5.97
on deposits with banks	22.82	20.30
on other financial assets	40.08	39.74
Financial liabilities measured at amortised cost	0.27	-
Net gain on assets measured at fair value through profit or loss	1.24	1.15
Gain on sale of mutual funds measured at fair value through profit or loss	14.19	21.66
<b>Total</b>	<b>79.17</b>	<b>88.82</b>

**26. Cost of raw materials and components consumed**

	March 31, 2018	March 31, 2017
<b>Consumption of raw materials (including project business)</b>		
Opening inventory	1,439.62	1,293.85
Add : Purchases	3,689.97	8,437.21
	<b>5,129.59</b>	<b>9,731.06</b>
Less : Closing inventory	1,097.60	1,439.62
	<b>4,031.99</b>	<b>8,291.44</b>
<b>Purchases of stock-in-trade (Increase)/ decrease in stocks:</b>	<b>987.95</b>	<b>-</b>
Opening inventory		
Finished, semi-finished goods and work- in- progress	1,604.58	819.71
Land and land lease rights	155.69	192.01
(A)	<b>1,760.27</b>	<b>1,011.72</b>
Closing inventory		
Finished, semi-finished goods and work- in- progress	1,505.86	1,604.58
Land and land lease rights	158.64	155.69
(B)	<b>1,664.50</b>	<b>1,760.27</b>
<b>Changes in inventories of finished goods, work-in-progress and stock-in-trade</b>	<b>(C) = (A) - (B)</b>	<b>(748.55)</b>

**27. Employee benefits expense**

	March 31, 2018	March 31, 2017
Salaries, wages, allowances and bonus	690.70	894.39
Contribution to provident fund and other funds*	79.99	85.37
Share based payments (refer Note 35)	-	19.28
Staff welfare expenses	33.99	47.44
<b>Total</b>	<b>804.68</b>	<b>1,046.48</b>

\*Includes gratuity expense of Rs 11.70 Crore (previous year: Rs 7.51 Crore)

**28. Finance costs**

	March 31, 2018	March 31, 2017
Interest expense on		
Financial liabilities measured at amortised cost	1,092.49	1,088.38
Financial assets measured at amortised cost	9.03	9.63
Unwinding interest on long term provisions	4.07	8.50
Bank charges	161.91	128.45
Compensation in lieu of bank sacrifice	296.52	41.98
Exchange difference to the extent considered as an adjustment to borrowing cost	16.96	10.65
<b>Total</b>	<b>1,580.98</b>	<b>1,287.59</b>

**29. Other expenses**

	March 31, 2018	March 31, 2017
Stores and spares consumed	123.91	182.41
Power and fuel	59.36	71.44
Factory and site expenses	80.27	90.01
Repairs and maintenance	39.05	48.10
Operation and maintenance charges	15.38	11.65
Design change and technical upgradation charges	-	2.78
Rent	69.24	78.48
Rates and taxes	12.44	30.68
Performance guarantee expenditure	103.98	157.87
Liquidated damages expenditure	100.95	150.86
Operation, maintenance and warranty expenditure	48.10	121.49
R & D, certification, product development and quality assurance expenses	0.08	23.67
Insurance	25.44	31.71
Advertisement and sales promotion	9.91	19.01
Infrastructure development expenses	4.27	1.31
Freight outward and packing expenses	172.41	332.04
Sales commission	12.71	6.88
Travelling, conveyance and vehicle expenses	114.53	133.21
Communication expenses	16.78	17.63
Auditors' remuneration and expenses	1.76	4.31
Consultancy charges	80.77	105.36
CSR, charity and donations	13.90	16.70
Exchange differences, net	145.63	(296.87)
Bad debts written off	15.17	7.58
Provision/ (reversal) for doubtful debts and advances	(20.71)	16.04
(Gain)/ loss on sale/ discard of Property, plant and equipment, net	(26.36)	(20.13)
Miscellaneous expenses	191.42	281.39
<b>Total</b>	<b>1,410.39</b>	<b>1,625.61</b>

**30. Exceptional items**

	March 31, 2018	March 31, 2017
De-recognition of assets and liabilities	(143.07)	-
Release of foreign exchange gain	(306.55)	-
<b>Total</b>	<b>(449.62)</b>	<b>-</b>

On July 14, 2017, Suzlon Energia Eólica Do Brasil Ltda ('SEOB'), a step-down wholly owned subsidiary of the Company filed for voluntary liquidation in the State of Ceará (Brazil) under the federal laws of Brazil in view of continued financial stress sustained by its operations. Accordingly, on loss of control, the amount of Rs 148.24 Crore on de-recognition of assets and liabilities and Rs 306.55 Crore towards release of foreign exchange gain from OCI is transferred to statement of profit and loss and disclosed under exceptional items.

**31. Income tax****a. Components of income tax expense**

	March 31, 2018	March 31, 2017
Current tax	7.56	4.13
Earlier years tax	(9.12)	7.57
Deferred tax	-	-
<b>Total</b>	<b>(1.56)</b>	<b>11.70</b>

**b. Reconciliation of tax expense and the accounting profit multiplied by India's domestic tax rate for March 31, 2018 and March 31, 2017:****i) Current tax**

	March 31, 2018	March 31, 2017
<b>Accounting profit before income tax</b>	<b>(390.74)</b>	<b>911.59</b>
Enacted tax rates in India	34.608%	34.608%
Computed tax expense	(135.23)	315.48
Non-deductible expenses for tax purpose	71.92	6.36
Deductible expenses for tax purpose	(11.85)	(16.29)
Expense taxable at different rates	34.86	122.15
Adjustments in respect of income tax of previous years	(9.12)	7.57
Unused tax losses	856.84	467.27
Utilisation of previously unrecognised tax losses	(808.98)	(890.84)
<b>Tax expense as per statement of profit or loss</b>	<b>(1.56)</b>	<b>11.70</b>

**c.** The following are the details of carry forward losses and unused credit on which no deferred tax asset is recognized by the Group. Unabsorbed depreciation is available for offsetting all future taxable profits of the Company. Business loss and capital loss of the Company and its domestic and certain overseas subsidiaries are available for offsetting future taxable profits for 8 years from the year in which losses arose and majority of these losses will expire between March 2020 to March 2022. MAT credit will expire between March 2022 to March 2023. The tax assessments of certain overseas entities of the group are in process and there may be disallowances of certain losses covered below, however there shall be no impact of the same in the consolidated financial statement as no deferred tax asset is recognised.

	March 31, 2018	March 31, 2017
Business loss (including interest loss)	9,884.80	12,954.72
Unabsorbed depreciation	1,982.52	1,432.62
Long-term and short-term capital loss	2,327.99	2,400.63
MAT credit	163.79	167.26
<b>Total</b>	<b>14,359.10</b>	<b>16,955.23</b>

### 32. Components of other comprehensive income (OCI)

	March 31, 2018	March 31, 2017
Re-measurement of the defined benefit plans	11.55	(15.71)
Share of other comprehensive income of joint venture accounted for using the equity method	0.10	(0.15)
Gain/(loss) on dilution of investments in subsidiaries	1.07	6.54
Exchange differences on translation of foreign operations	(201.99)	(230.36)
<b>Total</b>	<b>(189.27)</b>	<b>(239.68)</b>

### 33. Earnings per share (EPS)

	March 31, 2018	March 31, 2017
<b>Basic</b>		
Net profit for the year attributable to equity shareholders of the parent	(376.98)	857.71
Weighted average number of equity shares	5,257,378,830	5,022,862,081
Basic earnings per share of Rs 2 each	(0.72)	1.71
<b>Diluted</b>		
Profit attributable to equity shareholders of the parent	(376.98)	857.71
Add: Interest on foreign currency convertible bonds (net of tax)	50.84	101.45
Employee stock option scheme	-	1.71
Adjusted net profit after tax	(326.14)	960.87
Weighted average number of equity shares	5,257,378,830	5,022,862,081
Add: Potential weighted average equity shares that could arise on		
conversion of foreign currency convertible bonds	733,244,674	966,952,190
conversion of employee stock purchase scheme	3,109,312	3,788,494
Weighted average number of equity shares for diluted EPS	5,993,732,816	5,993,602,765
Diluted earnings* per share (Rs) of face value of Rs 2 each	(0.72)	1.60

\*Since the earnings/ (loss) per share computation based on diluted weighted average number of shares is anti-dilutive, the basic and diluted earnings/ (loss) per share is the same.

### 34. Post-employment benefit plans

#### Defined contribution plan:

During the year the Group has recognised the following amounts in the statement of profit or loss:

	March 31, 2018	March 31, 2017
Employer contribution towards provident fund / pension fund	20.77	19.56

#### Defined benefit plan:

The Group has a defined benefit gratuity plan. Every employee who has completed five or more years of service is eligible for gratuity. Gratuity is computed based on 15 days salary based on last drawn salary for each completed year of service. The scheme is partially funded with an insurance company in the form of a qualifying insurance policy.

#### Net employees benefit expense recognised in profit or loss and in other comprehensive income:

	March 31, 2018	March 31, 2017
Current service cost	9.89	6.45
Net interest cost	1.81	1.06
<b>Net defined benefit cost recognised in profit and loss</b>	<b>11.70</b>	<b>7.51</b>
<b>Other comprehensive income</b>		
Re-measurement for the period - Obligation (gain)/ loss	(10.89)	15.67
Re-measurement for the period – Plan assets (gain)/ loss	(0.66)	0.04
<b>Total defined benefit expenses recognised in OCI</b>	<b>(11.55)</b>	<b>15.71</b>
<b>Total</b>	<b>0.15</b>	<b>23.22</b>

**Changes in the defined benefit obligation:**

	March 31, 2018	March 31, 2017
Opening defined benefit obligation	71.49	50.15
Current service cost	9.89	6.46
Interest cost	5.00	3.76
Benefits paid	(7.15)	(5.14)
Acquisition adjustment / settlement cost	(0.06)	0.59
<b>Re-measurement adjustment:</b>		
Experience adjustment	0.79	7.20
Actuarial changes arising from changes in demographic assumptions	0.22	(3.48)
Actuarial changes arising from changes in financial assumptions	(11.90)	11.95
<b>Closing defined benefit obligation</b>	<b>68.28</b>	<b>71.49</b>

**Changes in the fair value of plan assets:**

	March 31, 2018	March 31, 2017
Opening fair value of plan assets	45.48	25.71
Interest income	3.19	2.70
Contributions by employer	6.47	21.66
Benefits paid	(7.15)	(5.14)
Acquisition adjustments / settlement cost	(0.06)	0.59
<b>Re-measurement adjustment:</b>		
Experience adjustments	0.30	0.13
Actuarial changes arising from changes in financial assumptions	0.36	(0.17)
<b>Closing fair value of plan assets</b>	<b>48.59</b>	<b>45.48</b>

**Major categories of plan assets of the fair value of total plan assets:**

	March 31, 2018	March 31, 2017
Funds managed by insurer	100%	100%

**Net asset/ (liability) recognised in the balance sheet:**

	March 31, 2018	March 31, 2017
Current portion	6.69	1.48
Non-current portion	61.59	70.01
Present value of defined benefit obligation as at the end of the period	68.28	71.49
Fair value of plan assets as at the end of the period	48.59	45.48
<b>Net asset/ (liability) recognised in the balance sheet</b>	<b>(19.69)</b>	<b>(26.01)</b>

**Principal assumptions used in determining gratuity obligations:**

	March 31, 2018	March 31, 2017
Discount rate (in %)	7.70	7.00
Future salary increases (in %)	8.00	10.00
Attrition rate	17.10% at younger ages and reducing to 8.20% at older ages according to graduated scale	22% at younger ages and reducing to 11% at older ages according to graduated scale

During the year, the Group has reassessed the actuarial assumption for attrition rate based on trend of attrition.



**Quantitative sensitivity analysis for significant assumption:**

	March 31, 2018		March 31, 2017		March 31, 2018		March 31, 2017	
Assumptions	Discount rate				Future salary increases			
Sensitivity level	1% increase	1% decrease	1% increase	1% decrease	1% increase	1% decrease	1% increase	1% decrease
Impact on defined benefit obligations	(5.20)	5.98	(4.97)	5.69	5.92	(5.23)	4.78	(4.28)

For the year ended March 31, 2019, the Group expects to contribute Rs 27.79 Crore (previous year: Rs 8.02 Crore) towards its defined benefit plan.

**35. Share-based payments**
**Employees Stock Option Plan 2009**

The Scheme shall be applicable to the Company, subsidiary companies and may be granted to the permanent Employees of the Company or its subsidiaries or its holding company, as determined by the Compensation Committee. Once the Options vest as per the Schedule, they would be exercisable by the option holder and the shares arising on exercise of such Options shall not be subject to any lock-in period provided however that the shares allotted on such exercise cannot be sold for a period of 30 days from the date of allotment in terms of the Insider Trading Code of the Company. The exercise price for the purposes of the grant of options shall be 20% discount to the closing price of the equity shares of the Company on the Bombay Stock Exchange Limited on the date of the grant. The Employee Stock Options granted shall be capable of being exercised within a period of five years from the date of first vesting. Payment of the Exercise Price shall be made by a crossed cheque or a demand draft drawn in favour of the Company, or in such other manner as the Compensation Committee may decide.

**Employees Stock Option Plan 2014**

The Scheme shall be applicable to the Employees of the Company, its Subsidiary Companies in India and abroad, any successor company thereof and may be granted to the Employees of the Company and its Subsidiary Companies, as determined by the Nomination and Remuneration Committee. Options granted under this Scheme would vest in tranches not earlier than one year and not later than a maximum of three years (Revised to five years) from the date of grant of such options. Vesting of Options would be subject to continued employment with the Company or Subsidiary Companies, as the case may be, and thus the Options would vest on passage of time. The Options would be granted at an Exercise Price equal to the closing market price of the Shares of the Company or certain discount to the closing market price on the NSE on the date of grant or such other price as may be decided by the Nomination and Remuneration Committee. Once the Options vest as per the Schedule, they would be exercisable by the option holder and the shares arising on exercise of such Options shall not be subject to any lock-in period provided however that the shares allotted on such exercise cannot be sold for a period of 30 days from the date of allotment in terms of the Insider Trading Code of the Company. The Employee Stock Options granted shall be capable of being exercised within a period of three years (Revised to five years) from the date of first vesting. Payment of the Exercise Price shall be made by a crossed cheque or a demand draft drawn in favour of the Company, or in such other manner as the Nomination and Remuneration Committee may decide.

The expense arising from equity-settled share-based payment transactions is Rs Nil (previous year: Rs 2.60 Crore).

**a) The following schemes were in operation during April 1, 2016 to March 31, 2018:**

Particulars	ESOP Perpetual-I (Tranche VI)	ESOP Perpetual-I (Tranche VII)	ESOP Perpetual-I (Tranche VIII)	Special ESOP 2014
	Scheme X	Scheme XI	Scheme XII	Scheme XIV
Grant date	27-Apr-11	31-Jul-11	25-May-12	23-Jun-14
Board approval date	16-Jun-08	16-Jun-08	16-Jun-08	14-Feb-14
Shareholder approval	13-Aug-09	13-Aug-09	13-Aug-09	27-Mar-14
Options granted (Nos)	50,000	65,000	25,000	45,000,000
Exercise Price (Rs)	54.35	54.15	20.85	26.95
Method of settlement	Equity	Equity	Equity	Equity
Vesting period				
Tranche 1	27-Apr-12	01-Aug-12	26-May-13	23-Jun-15
Tranche 2	27-Apr-13	01-Aug-13	26-May-14	23-Jun-16
Tranche 3	27-Apr-14	01-Aug-14	26-May-15	-
Vesting %				
Tranche 1	50%	50%	50%	50%
Tranche 2	25%	25%	25%	50%
Tranche 3	25%	25%	25%	-
Exercise period (end date)	Till 27-Apr-2016	Till 31-Jul-2016	Till 25-May-2017	Till 31-Mar -2019

## b) The movement in the stock options during the year ended March 31, 2018 was as below:

Particulars	Special ESOP 2014 Scheme XIV	
	March 31, 2018	March 31, 2017
Opening balance	37,821,800	40,340,800
Granted during the year	-	-
Forfeited / cancelled during the year	6,780,500	2,519,000
Exercised during the year	-	-
Expired during the year	-	-
Closing balance	31,041,300	37,821,800
Exercisable at the end of the year (Included in closing balance of option outstanding)	31,041,300	37,821,800

The following tables list the inputs to the models used for the plan for the years ended March 31, 2018 and March 31, 2017, respectively:

Particulars	Special ESOP 2014 Tranche I Scheme XIV	Special ESOP 2014 Tranche II Scheme XIV
Dividend yield (%)	Nil	Nil
Expected volatility (%)	65.45%	63.79%
Risk-free interest rate (%)	8.63%	8.64%
Expected life of share options (years)	2.0	2.50
Weighted average share price (INR )	13.37	14.51
Model used	Lattice Model	Lattice Model

## 36. Operating leases

The Group has taken certain premises under operating leases.

Expenses under cancellable operating lease and rental contracts during the year is Rs 52.73 Crore (previous year: Rs 59.41 Crore).

Expenses under non-cancellable operating lease and rental contracts during the year is Rs 16.51 Crore (previous year: Rs 19.07 Crore).

Future minimum rentals payable under non-cancellable operating lease and rental contracts as per the respective agreements are as follows:

**Obligation under non-cancellable operating leases:**

	March 31, 2018	March 31, 2017
Not later than one year	17.84	19.13
Later than one year and not later than five years	66.78	70.18
Later than five years	48.51	50.49

## 37. Capital and other commitments

	March 31, 2018	March 31, 2017
Estimated amount of contract remaining to be executed on capital accounts and not provided for, net of advances	75.46	109.57
Commitments for investments in subsidiaries and joint venture	405.00	516.30
Commitments relating to lease arrangements	refer Note 36	refer Note 36
	<b>480.46</b>	<b>625.87</b>

**38. Contingent liabilities**

	March 31, 2018	March 31, 2017
Claims against the Group not acknowledged as debts		
Excise duty, customs duty, service tax, VAT and state levies*	104.07	198.35
Income tax*	202.03	144.21
labour related	0.20	3.21
Others	102.56	77.98
	<b>408.86</b>	<b>423.75</b>

\* includes demand from tax authorities for various matters. The Group / tax department has preferred appeals on these matters and the same are pending with various appellate authorities. Considering the facts of the matters, no provision is considered necessary by management

A few law suits have been filed on the Group by some of their suppliers for disputes in fulfilment of obligations as per supply agreements. Further, few customers of the Group have disputed certain amount as receivable which the Group believes is contractually not payable. These matters are pending for hearing before respective courts, the outcome of which is uncertain. The management has provided for an amount as a matter of prudence which it believes shall be the probable outflow of resources.

**39. Segment information**

The Group's operations predominantly relate to sale of WTGs and allied activities including sale/sub-lease of land, project execution; sale of foundry and forging components and operation and maintenance services. Others primarily include power generation and Solar operations. Segments have been identified taking into account the internal reporting system and organisation structure.

The Management Committee monitors the operating results of its business units separately for the purpose of making decisions about resource allocation and performance assessment. Segment performance is evaluated based on profit or loss and is measured consistently with profit or loss in the consolidated financial statements. Also, the Group's financing (including finance costs and finance income) and income taxes are managed on a Group basis and are not allocated to operating segments. Inter-segment revenues are eliminated upon consolidation and reflected in the 'adjustments and eliminations' column.

Segment revenue, segment result, segment assets and segment liabilities include the respective amount identified to each of the segments on reasonable basis from the internal reporting system. Inter-segment transfers have been carried out at mutually agreed prices.

Interest income and costs are not allocated to individual segments as the underlying instruments are managed on a Group basis. Current taxes, deferred taxes and certain financial assets and liabilities are not allocated to those segments as they are also managed on a Group basis.

The revenue disclosed in geographical information is based on the location of goods and services delivered to the customers. The non-current assets disclosed in geographical information consist of property, plant and equipment, intangible assets, capital work in progress, goodwill, intangible assets under development and investment properties.

The accounting principles consistently used in the preparation of the consolidated financial statements of Suzlon Group are consistently applied to record income and expenditure in individual segments as set out in note on significant accounting policies.

Particulars	March 31, 2018						
	Sale of WTG	Foundry & Forging	OMS	Others	Total	Elimination	Grand total
Total external sales	5,521.52	213.91	1,655.06	901.76	8,292.25	-	8,292.25
Add: Inter segment sales	57.42	145.92	125.28	371.03	699.65	(699.65)	-
Segment revenue	5,578.94	359.83	1,780.34	1,272.79	8,991.90	(699.65)	8,292.25
Segment results before exceptional items	334.83	25.31	317.84	(16.53)	661.45	-	661.45
Add/(Less) Items to reconcile with profit as per statement of profit and loss							
Add : Other income							79.17
Less : Finance costs							(1,580.98)
Loss before exceptional items and tax							(840.36)
Add: Exceptional items							(449.62)
Loss before tax							(390.74)
Tax expenses							
Current tax							7.56
Earlier year tax							(9.12)
Deferred tax charge							-
MAT credit entitlement							-
Loss after tax							(389.18)
Add: Share of loss of associate and jointly controlled entities							5.17
Net loss for the year							(384.01)
Segment assets	7,396.59	733.72	1,020.20	599.94	9,750.45	-	9,750.45
Common assets							1,370.12
Enterprise assets							11,120.57
Segment liabilities	4,042.46	68.37	634.38	116.46	4,861.67	-	4,861.67
Common liabilities							13,215.56
Enterprise liabilities							18,077.23
Segment depreciation	255.36	46.81	15.79	23.65	341.61	-	341.61

Particulars	March 31, 2017						
	Sale of WTG	Foundry & Forging	OMS	Others	Total	Elimination	Grand total
Total external sales	10,254.43	228.67	1,623.01	586.42	12,692.53	-	12,692.53
Add: Inter segment sales	1.35	262.09	132.07	16.59	412.10	(412.10)	-
Segment revenue	10,255.78	490.76	1,755.08	603.01	13,104.63	(412.10)	12,692.53
Segment results before exceptional items	1,770.03	94.53	205.08	40.72	2,110.36	-	2,110.36
Add/(Less) Items to reconcile with profit as per statement of profit and loss							
Add : Other income							88.82
Less : Finance costs							(1,287.59)
Profit before exceptional items and tax							911.59
Add: Exceptional items							-
Profit before tax							911.59
Tax expenses							
Current tax							4.13
Earlier year tax							7.57
Deferred tax charge							-
MAT credit entitlement							-
Profit after tax							899.89
Add: Share of loss of associate and jointly controlled entities							(48.25)
Net profit for the year							851.64
Segment assets	7,980.72	836.13	1,064.50	698.60	10,579.95	-	10,579.95
Common assets							1,580.15
Enterprise assets							12,160.10
Segment liabilities	5,987.00	135.32	643.90	512.74	7,278.96	-	7,278.96
Common liabilities							11,713.79
Enterprise liabilities							18,992.75
Segment depreciation	303.05	49.30	18.52	18.16	389.03	-	389.03

## Geographical information:

### a) Revenue from operations

Particulars	India	Europe	USA & Canada	Others	Total
Year ended March 31, 2018	7,532.93	109.85	417.21	232.26	8,292.25
Year ended March 31, 2017	11,910.30	102.16	412.65	267.42	12,692.53

### b) Non-current assets

Particulars	India	Europe	USA & Canada	Others	Total
As at March 31, 2018	1,695.31	84.93	30.49	5.37	1,816.10
As at March 31, 2017	1,739.63	93.53	29.09	9.03	1,871.28

Non-current assets consists of property, plant and equipment, investment properties and intangible assets (including assets under development).

### Reconciliation of assets

	March 31, 2018	March 31, 2017
<b>Segment operating assets</b>	<b>9,750.45</b>	<b>10,579.95</b>
Investment property (refer Note 7)	40.79	34.14
Investments (refer Note 9)	66.99	669.65
Loans (refer Note 11)	51.05	45.75
Interest accrued on deposits, loans and advances (refer Note 12)	8.24	9.35
Bank balances (refer Note 12)	348.25	377.19
Cash and cash equivalents (refer Note 15)	581.07	336.12
Current tax asset, net	9.33	45.19
Non-current tax (refer Note 13)	36.26	62.76
Asset classified as held for sale	228.14	-
<b>Total assets</b>	<b>11,120.57</b>	<b>12,160.10</b>

### Reconciliation of liabilities

	March 31, 2018	March 31, 2017
<b>Segment operating liabilities</b>	<b>4,861.67</b>	<b>7,278.96</b>
Borrowings (refer Note 20)	11,605.16	6,917.36
Provisions (refer Note 23)	2.76	1.34
Current maturities of long-term borrowings (refer Note 21)	390.36	4,196.93
Interest accrued on borrowings (refer Note 21)	31.54	47.73
Other financial liabilities (refer Note 21)	938.84	367.04
Other liabilities (refer Note 22)	-	183.39
Liabilities directly associated with assets classified as held for sale	246.90	-
<b>Total liabilities</b>	<b>18,077.23</b>	<b>18,992.75</b>

## 40. Related party transactions

### A. Related parties with whom transactions have taken place during the year

#### a. Entities where Key Management Personnel ('KMP') / Relatives of Key Management Personnel ('RKMP') have significant influence ('EKMP')

Aarav Renewable Energy, Aspen Infrastructures Limited, Brij Wind Energy, Girish R. Tanti (HUF), PT Wind Energy, Rajan Renewable Energy, Salene Power Infrastructure Private Limited, Samanvaya Holdings Private Limited, Samiran Realities Limited, Sandla Wind Project Private Limited, Sarjan Realities Limited, Saroja Renewables Limited, SE Freight & Logistics India Private Limited, Shanay Renewables Limited, Shubh Realities (South) Private Limited, Skeiron Renewable Energy Amidyala Limited, Skeiron Renewable Energy Kustagi Limited, Skeiron Renewable Energy Private Limited, Sugati Beach Resort Private Limited, Sugati Holdings Private Limited, Suzlon Foundation®, Skeiron Green Power Private Limited, Synefra Infrastructures Private Limited, Tanti Holdings Private Limited and Windforce Management Services Private Limited

#### b. Joint ventures of Suzlon Group ('JV') [refer Note 1(c)]

#### c. Associate of Suzlon Group [refer Note 1(b)]

**d. Key Management Personnel ('KMP')**

Brij Mohan Sharma, Girish R. Tanti, Hemal Kanuga, Jayarama Prasad Chalasani, Kirti J. Vagadia, Marc Desaeleer, Medha Joshi<sup>(i)</sup>, Per Hornung Pedersen, Pratima Ram, Rajiv Jha<sup>(ii)</sup>, Ravi Uppal, Sanjay Baweja<sup>(iv)</sup>, Sunit Sarkar<sup>(v)</sup>, Tulsi R. Tanti, Vaidhyanathan Raghuraman, Venkataraman Subramanian, Vijaya Sampath and Vinod R. Tanti

**e. Relatives of Key Management Personnel ('RKMP')**

Gita T. Tanti, Jitendra R. Tanti, Nidhi T. Tanti, Radha G. Tanti, Rambhaben Ukabhai, Sangita V. Tanti, Pranav T. Tanti and Sanyogita P. Tanti

**f. Employee funds**

Suzlon Energy Limited	Superannuation fund
Suzlon Energy Limited	Employees group gratuity scheme
Suzlon Gujarat Wind Park Limited	Superannuation fund
Suzlon Gujarat Wind Park Limited	Employees group gratuity scheme
Suzlon Power Infrastructure Limited	Superannuation fund
Suzlon Power Infrastructure Limited	Employees group gratuity scheme
Suzlon Global Services Limited	Employees group gratuity scheme

<sup>(i)</sup> Ceased w.e.f. October 01, 2016

<sup>(ii)</sup> Ceased w.e.f. November 11, 2016

<sup>(iii)</sup> Ceased w.e.f. April 06, 2018

<sup>(iv)</sup> Ceased w.e.f. October 04, 2017

<sup>(v)</sup> Ceased w.e.f. January 01, 2018

**B. Transactions between the Group and related parties during the year and the status of outstanding balances as at March 31, 2018 :**

Particulars	EKMP	JV Associate	KMP	RKMP	Employee funds
Purchase of property, plant and equipment (including intangibles)	- (5.61)	3.44 (-)	- (-)	- (-)	- (-)
Sale of property, plant and equipment (including intangibles)	11.80 (-)	- (-)	- (-)	- (-)	- (-)
Subscription to / purchase of equity shares	- (-)	28.90 (49.07)	- (-)	- (-)	- (-)
Subscription to compulsorily convertible debenture	- (-)	4.82 (50.33)	- (-)	- (-)	- (-)
Conversion of compulsorily convertible debenture to equity	- (-)	- (26.13)	- (-)	- (-)	- (-)
Loan given	- (-)	60.37 (82.21)	- (-)	- (-)	- (-)
Security deposit given	0.32 (0.64)	- (-)	- (-)	- (-)	- (-)
Security deposit taken	- (0.08)	- (-)	- (-)	- (-)	- (-)
Purchase of goods and services including reimbursement	578.09 (699.23)	91.42 (173.58)	- (-)	- (-)	- (-)
Guarantee and warranty charges	- (14.74)	- (-)	- (-)	- (-)	- (-)
Sale of goods and services	828.22 (1,137.46)	912.81 (576.37)	- (0.04)	0.81 (0.45)	0.50 (0.37)
Interest income	6.42 (17.11)	5.48 (7.85)	- (-)	- (-)	- (-)
Lease rent income	1.04 (1.04)	- (-)	- (-)	- (-)	- (-)
Lease rent expense	14.88 (35.38)	- (-)	- (-)	- (-)	- (-)
Donation given	- (9.22)	- (-)	- (-)	- (-)	- (-)

Particulars	EKMP	JV Associate	KMP	RKMP	Employee funds	
Managerial remuneration	- (-)	- (-)	- (-)	26.09 (18.31)	- (-)	- (-)
Remuneration	- (-)	- (-)	- (-)	- (-)	0.49 (0.64)	- (-)
Director sitting fees	- (-)	- (-)	- (-)	0.43 (0.68)	0.00* (-)	- (-)
Contribution to various funds	- (-)	- (-)	- (-)	- (-)	- (-)	6.01 (21.90)
Reimbursement of expenses receivable	- (-)	- (2.49)	- (-)	- (-)	- (-)	- (-)
Reimbursement of expenses payable	4.93 (-)	30.18 (-)	- (-)	- (-)	- (-)	- (-)

**Outstanding balances:**

Particulars	EKMP	JV Associate	KMP	RKMP	Employee funds
Advance from customers	3.06 (119.30)	0.79 (84.20)	- (-)	- (-)	- (-)
Investments in shares	- (-)	161.04 (89.76)	46.99 (45.11)	- (-)	- (-)
Investments in compulsorily convertible debentures	- (-)	81.92 (53.64)	- (-)	- (-)	- (-)
Trade receivables	131.81 (290.35)	132.76 (421.74)	76.69 (85.27)	- (-)	- (-)
Prepaid expenses	18.76 (25.09)	- (-)	- (-)	- (-)	- (-)
Loans given	- (-)	10.93 (2.83)	- (-)	- (-)	- (-)
Security deposits taken	0.08 (0.08)	- (-)	- (-)	- (-)	- (-)
Security deposits given	57.28 (59.80)	- (-)	- (-)	- (-)	- (-)
Impairment allowance on deposits given	3.53 (3.53)	- (-)	- (-)	- (-)	- (-)
Advance to supplier and other assets	19.86 (94.74)	2.95 (3.97)	- (-)	- (-)	- (-)
Impairment allowance advance to supplier and other assets	2.00 (2.00)	- (-)	- (-)	- (-)	- (-)
Trade payables	13.10 (15.44)	15.42 (16.74)	124.58 (132.15)	- (-)	- (-)
Remuneration payable	- (-)	- (-)	- (-)	0.11 (-)	- (-)

\*less than Rs 0.01 Crore

Figures in the brackets are in respect of previous year.

**C. Disclosure of significant transactions with related parties.**

Type of transaction	Type of relationship	Name of the entity / person	Year ended March 31,	
			2018	2017
Purchase of property, plant and equipment (including intangibles)	EKMP	Aspen Infrastructure Limited	-	0.49
		Synefra Infrastructures Private Limited	-	5.12
	JV	Suzlon Generators Limited	3.44	-
Sale of property, plant and equipment (including intangibles)	EKMP	Brij Wind Energy	11.80	-



Type of transaction	Type of relationship	Name of the entity / person	Year ended March 31,	
			2018	2017
Subscription to / purchase of equity shares	JV	SE Solar Limited	22.95	23.52
		Prathamesh Solarfarms Limited	-	9.08
		Vayudoot Solarfarms Limited	1.90	7.79
Subscription to compulsorily convertible debenture	JV	Amun Solarfarms Limited	-	7.18
		Avighna Solarfarms Limited	-	7.53
		Prathamesh Solarfarms Limited	-	28.66
		Rudra Solarfarms Limited	2.73	6.96
		Heramba Renewables Limited	2.09	-
Conversion of compulsorily convertible debenture to equity	JV	Rudra Solarfarms Limited	-	4.40
		Vayudoot Solarfarms Limited	-	4.40
		Prathamesh Solarfarms Limited	-	14.90
Loan given	JV	Suzlon Generators Limited	60.37	80.75
Security deposit given	EKMP	Aspen Infrastructures Limited	0.32	0.64
Security deposit taken	EKMP	Aspen Infrastructures Limited	-	0.02
		Synefra Infrastructures Limited	-	0.01
		Suzlon Green Power Limited	-	0.04
		SE Freight and Logistics	-	0.01
		India Private Limited	-	-
Purchase of goods and services including reimbursement	EKMP	Aspen Infrastructures Limited	203.97	204.81
		SE Freight & Logistics India Private Limited	337.99	389.68
	JV	Suzlon Generators Limited	88.58	173.58
Guarantee & warranty charges	EKMP	Sandla Wind Project Private Limited	-	14.74
Sale of goods and services	EKMP	Sandla Wind Projects Private Limited	-	55.66
		Saroja Renewables Limited	200.95	-
		Skeiron Renewable Energy	294.72	-
		Kustagi Limited	-	-
		Skeiron Renewable Energy	189.23	1,052.82
		Amidyala Limited	-	-
	JV	SE Solar Limited	333.71	345.95
Interest income	JV	Suzlon Generators Limited	0.57	5.97
		Prathamesh Solarfarms Limited	1.78	-
	EKMP	Aspen Infrastructures Limited	5.63	13.37
		Sandla Wind Project Private Limited	-	3.74
Lease rent expenses	EKMP	Aspen Infrastructures Limited	10.79	31.01
		Sarjan Realities Limited	3.84	3.41
Lease rent income	EKMP	Skeiron Green Power Private Limited	0.64	0.51
		Synefra Infrastructures Private Limited	-	0.13
		Aspen Infrastructures Limited	0.29	0.29
Donation given	EKMP	Suzlon Foundation	-	9.22
Managerial remuneration	KMP	Tulsi R Tanti	5.30	3.56
		Kirti J Vagadia	4.31	4.03
		Vinod R Tanti	4.07	2.85
		Jayarama Prasad Chalasani	9.03	5.31
Remuneration	RKMP	Nidhi T Tanti	0.49	0.46
		Sanyogita Tanti	-	0.18
Director sitting fees	KMP	Girish R Tanti	0.04	0.07
		Vinod R Tanti	-	0.06
		Marc Desaeleer	0.04	-
		Medha Joshi	-	0.05
		Per Hornung Pedersen	0.06	-
		Pratima Ram	0.04	-
		Vijaya Sampath	0.04	-
		Vaidhyanathan Raghuraman	0.09	0.13
		Venkataraman Subramanian	0.06	0.11

Type of transaction	Type of relationship	Name of the entity / person	Year ended March 31,	
			2018	2017
Contribution to various funds	Employee funds	Suzlon Energy Limited Superannuation Fund	0.16	0.16
		Suzlon Energy Limited Employee Group Gratuity Scheme	0.28	19.79
		Suzlon Gujarat Wind Park Limited Employee Group Gratuity Scheme	2.93	-
		Suzlon Global Services Limited Employee Group Gratuity Scheme	2.31	-
Reimbursement of expenses payable	EKMP JV	Brij Wind Energy SE Solar Limited	4.93 30.18	- -
Reimbursement of expenses JV receivable		SE Solar Limited Prathamesh Solarfarms Limited	- -	1.66 0.36

Compensation of key management personnel of the Group recognised as an expense during the reporting period:

	March 31, 2018	March 31, 2017
Short-term employee benefits	21.76	14.84
Post-employment gratuity	1.84	3.47
<b>Total Compensation</b>	<b>23.60</b>	<b>18.31</b>

#### Terms and conditions of transactions with related parties

Outstanding balances at the year-end are unsecured and settlement occurs in cash. There have been no guarantees provided or received for any related party receivables or payables. Impairment assessment is undertaken each financial year through examining the financial position of the related party and the market in which the related party operates.

#### 41. Fair value measurements

Set out below is a comparison by class of the carrying amounts and fair value of the Group's financial instruments that are recognised in the financial statements.

	Carrying amount		Fair value	
	March 31, 2018	March 31, 2017	March 31, 2018	March 31, 2017
<b>Financial assets</b>				
Investments				
Mutual funds	-	481.10	-	481.10
Others	0.13	0.04	0.13	0.04
Loans	51.05	55.36	51.05	55.36
Trade receivables	2,989.99	3,673.30	2,989.99	3,673.30
Cash and cash equivalents	581.07	336.12	581.07	336.12
Other financial asset	847.51	860.44	847.51	860.44
<b>Total</b>	<b>4,469.75</b>	<b>5,406.36</b>	<b>4,469.75</b>	<b>5,594.87</b>
<b>Financial liabilities</b>				
Borrowings	11,605.16	6,917.36	11,605.16	6,917.36
Trade payables	2,526.60	4,812.25	2,526.60	4,812.25
Other financial liabilities	1,653.26	5,152.00	1,653.26	5,152.00
<b>Total</b>	<b>15,785.02</b>	<b>16,881.61</b>	<b>15,785.02</b>	<b>16,881.61</b>

The carrying amounts of cash and cash equivalents, trade receivables, trade payables and other current liabilities are considered to be same as their fair values, due to the short-term maturities of these instruments.

The fair value of the financial assets and liabilities is included at the amount at which the instrument could be exchanged in a current transaction between willing parties, other than in a forced or liquidation sale. The following methods and assumptions were used to estimate the fair values:

#### Current investments

The Group's current investments consist of investment in units of mutual funds and unquoted investments in equity shares. The fair value of investments in mutual funds is derived from the NAV of the respective units in the active market at the measurement date.

#### 42. Fair value hierarchy

There are no transfers between level 1 and level 2 during the year and earlier comparative periods. The Group's policy is to recognise transfers into and transfers out of fair value hierarchy levels as at the end of the reporting period.

The following table provides the fair value measurement hierarchy of the Group's assets and liabilities:

	March 31, 2018			
	Level 1	Level 2	Level 3	Total
<b>Quantitative disclosures fair value measurements hierarchy for assets</b>				
<b>Assets measured at fair value</b>				
<b>Investments at fair value through profit or loss</b>				
Investment in Saraswat Co-operative Bank Limited	-	-	0.01	0.01
Investment in government securities	-	-	0.02	0.02
Investment in Green Infra Renewable Energy Limited	-	-	0.10	0.10
	-	-	<b>0.13</b>	<b>0.13</b>
	March 31, 2017			
	Level 1	Level 2	Level 3	Total
<b>Quantitative disclosures fair value measurements hierarchy for assets</b>				
<b>Assets measured at fair value</b>				
<b>Investments at fair value through profit or loss</b>				
Investment in Saraswat Co-operative Bank Limited	-	-	0.01	0.01
Investment in government securities	-	-	0.03	0.03
Investment in mutual funds	481.10	-	-	481.10
	<b>481.10</b>	-	<b>0.04</b>	<b>481.14</b>

#### 43. Financial risk management

The Group's principal financial liabilities, other than derivatives, comprise loans and borrowings, trade and other payables. The main purpose of these financial liabilities is to finance the Group's operations. The Group's principal financial assets include loans, trade and other receivables, and cash and cash equivalents that are derived directly from its operations. The Group also enters into derivative transactions.

The Group is exposed to market risk, credit risk and liquidity risk which may adversely impact the fair value of its financial instruments. The Company has constituted an internal Risk Management Committee ('RMC'), which is responsible for developing and monitoring the Group's risk management framework. The focus of the RMC is that the Group's financial risk activities are governed by appropriate policies and procedures and that financial risks are identified, measured and managed in accordance with the Group's policies and risk objectives. It is the Group's policy that no trading in derivatives for speculative purposes may be undertaken. The Risk Management Policy is approved by the Board of Directors of the Company.

##### a. Market risk

Market risk is the risk that the fair value of future cash flows of a financial instrument will fluctuate because of changes in market prices. Market risk comprises three types of risk: interest rate risk, foreign currency risk and other price risk, such as commodity risk. The Group's exposure to market risk is primarily on account of interest risk and foreign currency risk. Financial instruments affected by market risk include loans and borrowings, deposits and derivative financial instruments.

The sensitivity analysis in the following sections relate to the position as at March 31, 2018 and March 31, 2017.

i) **Interest rate risk**

Interest rate risk is the risk that the fair value or future cash flows of a financial instrument will fluctuate because of changes in market interest rates. The Group is exposed to interest rate risk because entities in the Group borrow funds at both fixed and floating interest rates. Recompense liability payable by the Group to CDR lenders could be affected due to changes in market interest rate (refer Note 3(b)). Foreign Currency loans with floating rate are being constantly monitored and the management is considering to de-risk the effects of the LIBOR increase by converting into fixed rate loan. The Group manages its interest rate risk by having a balanced portfolio of fixed and variable rate loans and borrowings.

**Interest rate sensitivity**

The following table demonstrates the sensitivity to a reasonably possible change in interest rates on that portion of loans and borrowings affected. With all other variables held constant, the Group's profit before tax is affected through the impact on floating rate borrowings, as follows:

	Increase/ (decrease) in basis points	Effect on profit before tax
<b>March 31, 2018</b>		
USD	+0.50%	(1.19)
USD	-0.50%	1.19
<b>March 31, 2017</b>		
USD	+0.50%	(2.04)
USD	-0.50%	2.04

ii) **Foreign currency risk**

Foreign currency risk is the risk that the fair value or future cash flows of an exposure will fluctuate because of changes in foreign exchange rates. The Group's exposure to the risk of changes in foreign exchange rates relates primarily to the Group's operating activities (when revenue or expense is denominated in a foreign currency) and the Group's borrowings and investments in foreign currency.

The Group's exposure to foreign currency risk as at the end of the reporting period expressed in INR are as follows:

	March 31, 2018			March 31, 2017		
	USD	Euro	Others	USD	Euro	Others
<b>Financial assets</b>						
Loans	-	511.28	0.01	9.12	460.53	2.63
Investments	58.33	-	-	58.13	-	-
Trade receivables	201.15	84.10	139.64	191.86	54.66	135.89
Bank balances	0.87	-	0.99	9.44	5.94	1.58
Other assets	-	71.23	2.68	-	-	-
<b>Total</b>	<b>260.35</b>	<b>666.61</b>	<b>143.32</b>	<b>268.55</b>	<b>521.13</b>	<b>140.10</b>
<b>Financial liabilities</b>						
Borrowings	5,079.95	455.02	-	6,120.79	446.32	12.92
Trade payable	505.36	348.34	40.09	460.57	975.99	41.05
Provisions	-	-	-	8.77	-	-
Other liabilities	-	7.48	-	0.59	-	-
<b>Total</b>	<b>5,585.31</b>	<b>810.84</b>	<b>40.09</b>	<b>6,590.72</b>	<b>1,422.31</b>	<b>53.97</b>

**Foreign currency sensitivity**

The Group's currency exposures in respect of monetary items at March 31, 2018 and March 31, 2017 that result in net currency gains and losses in the income statement and equity arise principally from movement in US Dollar and EURO exchange rates.

The following tables demonstrate the sensitivity to a reasonably possible change in USD and EURO exchange rates, with all other variables held constant. The Group's exposure to foreign currency changes for all other currencies is not material. The other currencies includes Australian Dollar, Great Britain Pound, Danish Kroner etc.

	% Change in currency rate	Effect on profit before tax*
<b>March 31, 2018</b>		
USD	+5%	(233.54)
USD	-5%	233.54
Euro	+5%	(9.33)
Euro	-5%	9.33
<b>March 31, 2017</b>		
USD	+5%	(332.22)
USD	-5%	332.22
Euro	+5%	(49.85)
Euro	-5%	49.85

\*Effect on profit before tax is calculated without considering the impact of accumulation and amortisation of exchange differences on long term foreign currency monetary items to FCMITDA.

#### b. Credit risk

Credit risk is the risk of financial loss to the Group if a customer or counter-party fails to meet its contractual obligations. The Group is exposed to credit risk from its operating activities (primarily trade receivables) and from its financing activities (primarily loans). The Group consistently monitors the financial health of its customers, progress under its contracts and sales proceeds are being realised as per the milestone payment terms agreed to minimise the loss due to defaults or insolvency of the customer. Progressive liquidity management is being followed to de-risk the Group from any non-fulfilment of its liabilities to various creditors, statutory obligations, or any stakeholders.

##### i) Trade receivables

The Group's exposure to trade receivables is limited due to diversified customer base. The Group consistently monitors progress under its contracts customers and sales proceeds are being realised as per the milestone payment terms agreed to minimise the loss due to defaults or insolvency of the customer.

An impairment analysis is performed at each reporting date on an individual basis for major clients. In addition, a large number of minor receivables are grouped into homogenous groups and assessed for impairment collectively. Refer Note 2.4(t) for accounting policy on financial instruments.

##### ii) Financial instruments

Financial instruments that are subject to concentrations of credit risk primarily consist of cash and cash equivalents, term deposit with banks, investment in mutual funds, and other financial assets. Investments of surplus funds are made only with approved counterparties and within credit limits assigned.

The Group's maximum exposure to credit risk as at March 31, 2018 and as at March 31, 2017 is the carrying value of each class of financial assets.

#### c. Liquidity risk

Liquidity risk refers to that risk where the Group cannot meet its financial obligations. The objective of liquidity risk management is to maintain sufficient liquidity and ensure that funds are available for use as per requirement. In doing this, management considers both normal and stressed conditions. The Group manages liquidity risk by maintaining adequate reserves and banking facilities by continuously monitoring cash flow forecast and by matching the maturity profiles of financial assets and liabilities. The Group has access to a sufficient variety of sources of funding and debt maturing within 12 months can be rolled over with existing lenders.

The table below summarises the contractual maturity profile of the Group's financial liabilities based on contractual undiscounted payment:

	On demand	Up to 1 year	2-5 years	> 5 years	Total
<b>Year ended March 31, 2018</b>					
Borrowings	3,889.45	390.36	7,505.09	210.62	11,995.52
Other financial liabilities	-	1,207.57	55.33	-	1,262.90
Trade payables	-	2,526.60	-	-	2,526.60
<b>Total</b>	<b>3,889.45</b>	<b>4,124.53</b>	<b>7,560.42</b>	<b>210.62</b>	<b>15,785.02</b>
<b>Year ended March 31, 2017</b>					
Borrowings	2,076.38	4,196.93	4,209.84	631.14	11,114.29
Other financial liabilities	-	729.61	225.46	-	955.07
Trade payables	-	4,812.25	-	-	4,812.25
<b>Total</b>	<b>2,076.38</b>	<b>9,738.79</b>	<b>4,435.30</b>	<b>631.14</b>	<b>16,881.61</b>

#### 44. Capital management

For the purpose of the Group's capital management, capital includes issued equity capital, share premium and all other equity reserves attributable to the equity holders of the parent. The primary objective of the Group's capital management is to maximise shareholder value.

The capital structure of the Group is based on the management's judgement of its strategic and day-to-day needs with a focus on total equity so as to maintain investor, creditors and market confidence.

The calculation of the capital for the purpose of capital management is as below.

	March 31, 2018	March 31, 2017
Equity share capital	1,063.95	1,004.88
Other equity	(8,030.80)	(7,846.21)
<b>Total capital</b>	<b>(6,966.85)</b>	<b>(6,841.33)</b>

#### 45. Disclosure required under Sec 186(4) of the Companies Act, 2013

For details of securities provided on behalf of borrowers under the CDR package refer Note 20(b).

For details of investments made refer Note 9.

#### 46. Deferral of exchange differences

The Group has, consequent to the notification issued by the Ministry of Corporate Affairs on December 29, 2011 giving an option to the companies to amortise the exchange differences pertaining to long term foreign currency monetary items up to March 31, 2020 (from March 31, 2012 earlier), adopted the said option given under paragraph 46A of Accounting Standard 11. Accordingly, the Group has revised the amortisation period for such items to the maturity of the long term foreign currency monetary items (all before March 31, 2020).

Net foreign exchange gain aggregating Rs 49.93 Crore (previous year: Rs 4.23 Crore) on long term foreign currency monetary items have been adjusted in the foreign currency monetary item translation difference account during the year. Further, foreign exchange gain aggregating Rs 2.34 Crore (previous year: loss of Rs 67.51 Crore) have been amortised during the year.

For and on behalf of the Board of Directors of  
Suzlon Energy Limited

Tulsi R. Tanti  
Chairman and  
Managing Director  
DIN : 00002283

J. P. Chalasani  
Group Chief Executive Officer

Vinod R. Tanti  
Whole Time Director and  
Chief Operating Officer  
DIN : 00002266

Hemal A. Kanuga  
Company Secretary  
Membership No.: F4126

Place: Pune  
Date : May 30, 2018

## Notice

NOTICE is hereby given that the Twenty Third Annual General Meeting of the shareholders of Suzlon Energy Limited will be held on Friday, July 27, 2018 at 11.00 a.m. at Gujarat Chamber of Commerce & Industry, Sheth Shri Amrutlal Hargovandas Memorial Hall, Shri Ambica Mills-Gujarat Chamber Bldg., Ashram Road, Ahmedabad-380009 to transact the following businesses:

### ORDINARY BUSINESS:

**1. To adopt Financial Statements, etc. for the financial year 2017-18**

To receive, consider and adopt the Audited Financial Statements of the Company for the financial year ended on March 31, 2018 on standalone and consolidated basis and the reports of the Board of Directors and Auditors thereon.

**2. To re-appoint Mr. Girish R.Tanti as Director**

To appoint a director in place of Mr. Girish R.Tanti (DIN: 00002603), who retires by rotation and being eligible offers himself for re-appointment.

**3. To re-appoint Mr. Tulsi R.Tanti as Director**

To appoint a director in place of Mr. Tulsi R.Tanti (DIN: 00002283), who retires by rotation and being eligible offers himself for re-appointment.

### SPECIAL BUSINESS:

**4. To regularise Mr. Brij Mohan Sharma, a nominee of IDBI Bank Limited as Director**

To consider and if thought fit to pass, with or without modification, the following resolution as an Ordinary Resolution:

"RESOLVED THAT Mr. Brij Mohan Sharma (DIN: 07193258) who was appointed as an Additional Director in the capacity of a Nominee Director of the Company with effect from January 1, 2018 and holds office up to the ensuing Annual General Meeting of the Company in terms of Section 161 of the Companies Act, 2013, be and is hereby appointed as a Director of the Company whose period of Office shall not be liable to determination by retirement of directors by rotation."

**5. To approve remuneration of the Cost Auditors**

To consider and if thought fit, to pass with or without modification, the following resolution as an Ordinary Resolution:

"RESOLVED THAT pursuant to the provisions of Section 148 and other applicable provisions, if any, of the Companies Act, 2013 and the Rules made thereunder, M/s. D.C.Dave & Co., Cost Accountants (Firm Registration No.000611), the Cost Auditors appointed by the Board of Directors of the Company to conduct the audit of the Cost Records of the Company for the financial year 2018-19, be paid a remuneration of Rs.5,00,000/- (Rupees Five Lacs Only) per annum plus applicable taxes and reimbursement of out-of-pocket expenses."

"RESOLVED FURTHER THAT the Board of Directors of the Company be and is hereby authorised to do all such acts, deeds, matters and things and sign agreements, forms, declarations, returns, letters and papers as may be necessary, desirable and expedient to give effect to this resolution."

**6. To offer, issue and allot equity shares / equity linked instruments to an extent of Rs.2,000 Crores**

To consider and if thought fit, to pass with or without modification, the following resolution as a Special Resolution:

"RESOLVED THAT pursuant to the provisions of Sections 23, 41, 42, 62, 71 and other applicable provisions, if any, of the Companies Act, 2013, the Companies (Prospectus and Allotment of Securities) Rules, 2014, the Companies (Share Capital and Debentures) Rules, 2014 and other applicable rules made thereunder (including any statutory modification(s) or re-enactment thereof for the time being in force) and subject to such approvals, permissions, consents and sanctions as may be necessary from, and under the rules, regulations, guidelines issued by, the Government of India (GOI), the Reserve Bank of India (RBI), Ministry of Finance (Department of Economic Affairs), Ministry of Corporate Affairs, and all other Ministries / Departments of the Government of India, Securities and Exchange Board of India (SEBI), BSE Limited, National Stock Exchange of India Limited and / or any other competent authorities, and such other approvals, permissions, consents and sanctions as may be necessary in terms of the provisions of the Foreign Exchange Management Act, 1999 (FEMA) and the rules and regulations framed thereunder as amended, including the Foreign Exchange Management (Transfer or Issue of Security by a Person Resident Outside India) Regulations, 2017, the Issue of Foreign Currency Convertible Bonds and Ordinary Shares (through Depository Receipt Mechanism) Scheme, 1993, the Securities and Exchange Board of India (Issue and Listing of Debt Securities) Regulations, 2008, Securities and Exchange Board of India (Issue of Capital and Disclosure Requirements) Regulations, 2009 ('ICDR Regulations'), the Securities and Exchange Board of India (Listing Obligations and Disclosure Requirements) Regulations, 2015, each as amended from time to time, the uniform listing agreement entered into by the Company with the stock exchanges on which the equity shares (having face value of Rs.2/- each) ('Equity Shares') of the Company are listed and the enabling provisions of the Memorandum and Articles of Association of the Company, and in accordance with the regulations and guidelines issued by the GOI, RBI, SEBI and any competent authorities and clarifications issued thereon from time to time and subject to all other necessary approvals, permissions, consents and sanctions of concerned statutory and other authorities and subject to such conditions and modifications as may be prescribed by any of them while granting such approvals, permissions, consents and sanctions and which may be agreed to by the Board of Directors of the Company (hereinafter referred to as the 'Board', which term shall include any Committee thereof), consent of the Company be and is hereby accorded to the Board to create, offer, issue and allot, such number of Equity Shares, Global Depository Receipts (GDRs), American Depository Receipts (ADRs), Foreign Currency Convertible Bonds (FCCBs), and / or Fully Convertible Debentures (FCDs), Non-Convertible Debentures (NCDs) with warrants or any other financial instruments by whatever name called (OFIs) convertible into or linked to Equity Shares and / or any other instruments and / or combination of instruments with or without detachable warrants with a right exercisable by the warrant holders to convert or subscribe to the Equity Shares or otherwise, in registered or bearer form (hereinafter collectively referred to as the 'Securities') or any combination of the Securities, in one or more tranches, whether Rupee denominated or denominated in foreign currency, in the course of international and / or domestic offering(s) in one or more foreign markets and / or domestic market, through public issue(s) by prospectus, private placement(s) or a combination thereof at such time or times, and / or Qualified Institutional Placement ('QIP') and / or rights offering or any combination thereof, through issue of prospectus and / or placement document or other permissible / requisite offer document to any eligible person including Qualified Institutional Buyers ('QIBs') in accordance with Chapter VIII of the ICDR Regulations or otherwise, and / or to any person including foreign / resident investors (whether institutions, incorporated bodies, mutual



funds and / or individuals or otherwise), Foreign Institutional Investors, Promoters / Promoter Group Indian and / or Multilateral Financial Institutions, Mutual Funds, Non-Resident Indians, Employees of the Company and / or any other categories of investors, whether they be holders of Equity Shares of the Company or not (collectively called the "Investors") as may be decided by the Board in its discretion, for an aggregate value of up to Rs.2,000 Crores (Rupees Two Thousand Crores Only) or an amount equivalent thereof in one or more foreign currencies (inclusive of such premium as may be fixed on such Securities), by offering such Securities at such time or times, at such price or prices, at a discount or premium to the market price or prices permitted under applicable laws in such manner and on such terms and conditions including security, rate of interest, etc., as may be decided by and deemed appropriate by the Board in its absolute discretion including the discretion to determine the categories of Investors to whom the offer, issue and allotment shall be made to the exclusion of all other categories of Investors at the time of such offer, issue and allotment considering the prevailing market conditions and other relevant factors wherever necessary in consultation with the lead managers and / or other advisors, as the Board in its absolute discretion may deem fit and appropriate."

"RESOLVED FURTHER THAT if any issue of Securities is made by way of a QIP in terms of Chapter VIII of the ICDR Regulations (hereinafter referred to as 'Eligible Securities' within the meaning of the ICDR Regulations):

- (a) the allotment of the Eligible Securities, or any combination of Eligible Securities as may be decided by the Board shall be completed within 12 (twelve) months from the date of passing of the special resolution by the shareholders of the Company or such other time as may be allowed under the ICDR Regulations from time to time;
- (b) the Eligible Securities shall not be eligible to be sold for a period of 12 (twelve) months from the date of allotment, except on a recognized stock exchange, or except as may be permitted from time to time under the ICDR Regulations;
- (c) the total amount raised in such manner through the QIP, together with other QIP(s) made in the same financial year, if any, should not, exceed 5 (five) times the net worth of the Company as per the audited balance sheet of the previous financial year;
- (d) the relevant date for the purpose of pricing of the Equity Shares shall be the date of the meeting in which the Board decides to open the issue of Equity Shares and at such price being not less than the price determined in accordance with the pricing formula provided under Chapter VIII of the ICDR Regulations;
- (e) in the event that convertible securities and / or warrants which are convertible into Equity Shares of the Company are issued along with NCDs to QIBs under Chapter VIII of the ICDR Regulations, the relevant date for the purpose of pricing of such securities, shall be the date of the meeting in which the Board decides to open the issue of such convertible securities and / or warrants simultaneously with NCDs and at such price being not less than the price determined in accordance with the pricing formula provided under Chapter VIII of the ICDR Regulations;
- (f) the allotment to each QIB in the proposed QIP will not exceed 5% of the post issue paid-up capital of the Company or such other limit as may be permitted under applicable law;
- (g) the Board may, in accordance with applicable law, also offer a discount of not more than 5% or such percentage as permitted under applicable law on the price calculated in accordance with the pricing formula provided under the ICDR Regulations."

"RESOLVED FURTHER THAT:

- (a) the Securities to be so created, offered, issued and allotted shall be subject to the provisions of the Memorandum and Articles of Association of the Company; and
- (b) the underlying equity shares shall rank pari passu with the existing Equity Shares of the Company."

"RESOLVED FURTHER THAT the issue of Equity Shares underlying the Securities to the holders of the Securities shall, inter alia, be subject to the following terms and conditions:

- (a) in the event of the Company making a bonus issue by way of capitalisation of its profits or reserves prior to the allotment of the Equity Shares, the number of Equity Shares to be allotted shall stand augmented in the same proportion in which the equity share capital increases as a consequence of such bonus issue and the premium, if any, shall stand reduced pro tanto;
- (b) in the event of the Company making a rights offer by issue of Equity Shares prior to the allotment of the Equity Shares, the entitlement to the Equity Shares shall stand increased in the same proportion as that of the rights offer and such additional Equity Shares shall be offered to the holders of the Securities at the same price at which the same are offered to the existing shareholders;
- (c) in the event of any merger, amalgamation, takeover or any other re-organisation or any such corporate action, if and as required, the number of Equity Shares, the price and the time period as aforesaid shall be suitably adjusted; and
- (d) in the event of consolidation and / or division of outstanding Equity Shares into smaller number of Equity Shares (including by way of stock split) or re-classification of the Securities into other securities and / or involvement in such other event or circumstances which in the opinion of concerned stock exchange requires such adjustments, necessary adjustments will be made."

"RESOLVED FURTHER THAT in the event the Securities are proposed to be issued as ADRs or GDRs, the relevant date for the purpose of pricing the Securities shall be the date of the meeting in which the Board decides to open the issue of such Securities in accordance with the Depository Receipts Scheme, 2014 and other applicable pricing provisions issued by the Ministry of Finance."

"RESOLVED FURTHER THAT in the event the Securities are proposed to be issued as FCCBs, the relevant date for the purpose of pricing the Securities shall be the date of the meeting in which the Board decides to open the issue of such Securities in accordance with the Issue of Foreign Currency Convertible Bonds and Ordinary Shares (through the Depository Receipt Mechanism) Scheme, 1993 and other applicable pricing provisions issued by the Ministry of Finance."

"RESOLVED FURTHER THAT without prejudice to the generality of the above, the aforesaid Securities may have such features and attributes or any terms or combination of terms in accordance with international practices to provide for the tradability and free transferability thereof as per the prevailing practices and regulations in the capital markets including but not limited to the terms and conditions in relation to payment of interest, additional interest, premium on redemption, prepayment and any other debt service payments whatsoever including terms for issue of additional Equity Shares or variation of the conversion price of the Securities during the duration of the Securities and the Board be and is hereby authorised in its absolute discretion in such manner as it may deem fit, to dispose off such of the Securities that are not subscribed."

"RESOLVED FURTHER THAT the Board be and is hereby authorised to appoint Lead Managers, Underwriters, Guarantors, Depositories, Custodians, Registrars, Trustees, Bankers, Lawyers, Advisors and all such Agencies as may be involved or concerned in such offerings of Securities and to remunerate them by way of commission, brokerage, fees or the like and also to enter into and execute all such arrangements, agreements, memorandum, documents, etc., with such agencies and also to seek the listing of such Securities on one or more National and International Stock Exchange(s)."

"RESOLVED FURTHER THAT the Board be and is hereby authorised to issue and allot such number of Equity Shares as may be required to be issued and allotted upon conversion of any Securities or as may be necessary in accordance with the terms of the offering, all such equity shares ranking pari passu with the existing Equity Shares of the Company in all respects, except the right as to dividend which shall be as provided under the terms of the issue and in the offering documents."

"RESOLVED FURTHER THAT for the purpose of giving effect to the above, the Board be and is hereby authorised to determine the form, terms and timing of the Issue(s), including the class of the Investors to whom the Securities are to be allotted, number of Securities to be allotted in each tranche, issue price, face value, premium amount on issue / conversion of Securities / exercise of warrants / redemption of Securities, rate of interest, redemption period, listings on one or more stock exchanges in India and / or abroad as the Board in its absolute discretion deems fit and to make and accept any modifications in the proposal as may be required by the authorities involved in such issues in India and / or abroad, to do all acts, deeds, matters and things and to settle any questions or difficulties that may arise in regard to the Issue(s)."

"RESOLVED FURTHER THAT all the aforesaid powers and authorities be and are hereby further sub-delegated to the Securities Issue Committee of the Board and that the said Securities Issue Committee be and is hereby authorised to sign and execute such letters, deeds, documents, writings, etc. and to do all such acts, deeds, matters and things as might be required in connection with the issue of the Securities which in the opinion of the said Securities Issue Committee ought to have been done, executed and performed in relation to issue of the Securities as aforesaid and the matters incidental and ancillary thereto as duly and effectually as the Board could have done without further reference to the Board."

**7. To offer, issue and allot redeemable non-convertible debentures / non-equity linked instruments to an extent of Rs.900 Crores on private placement basis**

To consider and if thought fit, to pass with or without modification, the following resolution as a Special Resolution:

"RESOLVED THAT pursuant to the provisions of Sections 23, 42, 71 and other applicable provisions, if any, of the Companies Act, 2013 read with the Companies (Prospectus and Allotment of Securities) Rules, 2014 and the Companies (Share Capital and Debentures) Rules, 2014 and other applicable rules made thereunder (including any statutory modification(s) or re-enactment thereof for the time being in force), to the extent applicable, the Securities and Exchange Board of India (Issue and Listing of Debt Securities) Regulations, 2008, as amended from time to time, and further subject to all other applicable regulations, rules, notifications, circulars and guidelines prescribed by Securities and Exchange Board of India ('SEBI'), including the Securities and Exchange Board of India (Listing Obligations and Disclosure Requirements) Regulations, 2015, as amended from time to time, and the enabling provisions of the uniform listing agreements entered into by the Company with the stock exchanges on which the equity shares having face value of Rs.2/- each of the Company are listed ('Stock Exchanges'), the Reserve Bank of India ('RBI') and the enabling provisions of the Memorandum of Association and the Articles of Association of the Company, and subject to such other applicable laws, rules, regulations, guidelines and such other approvals, permissions, consents, and sanctions as might be required from the Government of India, SEBI, RBI, the Stock Exchanges or any regulatory or statutory authority as may be required, and subject to such conditions and / or modifications as may be prescribed or imposed by such regulatory or statutory authority while granting such approvals, consents, permissions and sanctions, which may be agreed upon by the Board of Directors of the Company (hereinafter referred to as the 'Board', which term shall include any Committee thereof), the consent of the Company be and is hereby accorded to the Board to create, offer, invite for subscription, issue and allot, from time to time, in one or more tranches and / or series, whether secured or unsecured, whether listed or unlisted, redeemable non-convertible debentures and / or other non-equity linked instruments and / or any other debt securities, by whatever name called ('NCDs'), aggregating to an amount not exceeding Rs.900 Crores, at par or at premium or at a discount, either at issue or at redemption, on a private placement basis, during the period permitted under the Companies Act, 2013 and the applicable rules made thereunder (including any statutory modification(s) or re-enactment thereof for the time being in force) and other applicable laws, within the overall borrowing limit of the Company, as approved by the shareholders of the Company from time to time, as the Board in its absolute discretion deems fit and on such terms and conditions as may be decided by the Board."

"RESOLVED FURTHER THAT for the purpose of giving effect to this resolution, the Board be and is hereby authorised to determine, negotiate, modify and finalise the terms of issue of the NCDs, including the class of investors to whom the NCDs be issued, timing for the issue, the number of NCDs to be issued, tranches, series, issue price, currency, tenure, interest rate, premium and / or discount, repayment, listing and such other matters incidental and ancillary thereto and to do all such acts, deeds, matters and things and deal with all such matters and take all such steps as may be necessary, desirable and expedient, including appointment of intermediaries, and to sign and execute deeds, documents, undertakings, agreements, declarations, letters and such other papers as may be required in this regard and to resolve and settle all questions and difficulties that may arise from time to time without the need to seek approval of the shareholders again."

"RESOLVED FURTHER THAT all the aforesaid powers and authorities be and are hereby further sub-delegated to the Securities Issue Committee of the Board and that the said Securities Issue Committee be and is hereby authorised to sign and execute such letters, deeds, documents, writings, etc. and to do all such acts, deeds, matters and things as might be required in connection with the offer, issue and / or allotment of the NCDs, as aforesaid, which in the opinion of the said Securities Issue Committee ought to have been done, executed and performed in relation thereto, and the matters incidental and ancillary thereto as duly and effectually as the Board could have done without further reference to the Board."

**By order of the Board of Directors of Suzlon Energy Limited**

Place : Pune  
Date : May 30, 2018

**Hemal A.Kanuga,**  
Company Secretary.  
M.No.: F4126

Regd. Office: "Suzlon", 5, Shrimali Society, Near Shri Krishna Complex, Navrangpura, Ahmedabad-380009.

**Notes:**

1. A MEMBER ENTITLED TO ATTEND AND VOTE AT THE MEETING IS ENTITLED TO APPOINT A PROXY TO ATTEND AND VOTE INSTEAD OF HIMSELF AND A PROXY NEED NOT BE A MEMBER OF THE COMPANY. A person can act as proxy on behalf of members not exceeding 50 (Fifty) and holding in aggregate not more than 10 (Ten) percent of the total share capital of the Company carrying voting rights. A member holding more than 10 (Ten) percent of the total share capital of the Company carrying voting rights may appoint a single person as proxy and such person shall not act as a proxy for any other person or shareholder.
2. The instrument appointing proxy in order to be effective must be deposited at the Company's Registered Office, duly completed, stamped and signed, not less than 48 (Forty Eight) hours before commencement of the ensuing Annual General Meeting of the Company.
3. An Explanatory Statement pursuant to Section 102 of the Companies Act, 2013 in respect of the aforesaid items of Special Business is enclosed herewith.
4. The Register of Members and Share Transfer Books of the Company shall remain closed from Saturday, July 21, 2018 to Friday, July 27, 2018 (both days inclusive) for the purpose of the ensuing Annual General Meeting of the Company.
5. Profile of directors seeking appointment / re-appointment as stipulated under Regulation 36 of the Securities and Exchange Board of India (Listing Obligations and Disclosure Requirements) Regulations, 2015 is enclosed herewith.

6. Corporate members intending to send their authorised representatives to attend the ensuing Annual General Meeting are requested to send a certified copy of the board resolution authorising their representative to attend and vote on their behalf at the meeting.
7. Members desirous of asking any questions at the Annual General Meeting are requested to send in their questions so as to reach the Company's Registered Office at least 7 (Seven) days before the date of the ensuing Annual General Meeting so that the same can be suitably replied to.
8. Members / proxies / authorised representatives are requested to bring the duly filled attendance slip enclosed herewith to attend the meeting.
9. Keeping in view the "Green Initiative in Corporate Governance" of Ministry of Corporate Affairs and in continuation to the practice adopted in previous years, the Company proposes to continue to send notices / documents including annual reports, etc. to the members in electronic form. Members who have still not registered their email addresses are requested to register their email addresses, in respect of electronic holdings with the Depository through the concerned Depository Participants and in respect of physical holdings with the Company's Registrar and Share Transfer Agents, Karvy Computershare Private Limited, Karvy Selenium, Tower B, Plot 31 & 32, Gachibowli, Financial District, Nanakramguda, Hyderabad-500032, India, Toll Free No. 1800-3454-001; Website: [www.karvycomputershare.com](http://www.karvycomputershare.com); Email: [einward.ris@karvy.com](mailto:einward.ris@karvy.com). Those members who have already registered their email addresses are requested to keep their email addresses validated with their Depository Participants to enable servicing of notices / documents / Annual Reports electronically to their email address. Please note that as a valued Member of the Company, you are always entitled to request and receive all such communication in physical form free of cost. Further, the documents served through email are available on the Company's website [www.suzlon.com](http://www.suzlon.com) and are also available for inspection at the Company's Registered Office and Corporate Office during specified office hours.
10. The SEBI has mandated the submission of Permanent Account Number (PAN) by every participant in the securities market. Shareholders holding shares in electronic form are therefore requested to submit their PAN to their Depository Participant and shareholders holding shares in physical form are required to submit their PAN to the Company's Registrar and Share Transfer Agents, Karvy Computershare Private Limited, Karvy Selenium, Tower B, Plot 31 & 32, Gachibowli, Financial District, Nanakramguda, Hyderabad-500032, India, Toll Free No. 1800-3454-001; Website: [www.karvycomputershare.com](http://www.karvycomputershare.com); Email: [einward.ris@karvy.com](mailto:einward.ris@karvy.com).
11. The route map showing directions to reach the venue of the ensuing Annual General Meeting is enclosed herewith.
12. All documents specifically stated to be open for inspection in the Explanatory Statement if any are open for inspection at the Company's Registered Office and Corporate Office between 2.00 p.m. and 5.00 p.m. on all working days (except Saturdays, Sundays and Holidays) up to the date of the ensuing Annual General Meeting. Such documents shall also be available for inspection at the venue till the conclusion of the ensuing Annual General Meeting.

### 13. Remote e-voting

Pursuant to Regulation 44 of the Securities and Exchange Board of India (Listing Obligations and Disclosure Requirements) Regulations, 2015 and Section 108 of Companies Act, 2013 and Rules made thereunder, the Company is providing facility for voting by electronic means ("remote e-voting") to the shareholders of the Company to enable them to cast their votes electronically on the items mentioned in the Notice. The facility for voting by ballot or polling paper shall also be made available at the Annual General Meeting and the shareholders attending the meeting who have not already cast their vote by remote e-voting shall be able to exercise their right at the meeting. The members who have already cast their vote by remote e-voting prior to the meeting may also attend the meeting but shall not be entitled to cast their vote again.

The Company has appointed Mr. Ashish Shah, Practicing Company Secretary (Membership No.FCS-5974 and Certificate of Practice No.4178), as the Scrutinizer for conducting the remote e-voting process in a fair and transparent manner. E-voting is optional. **The e-voting rights of the shareholders / beneficiary owners shall be reckoned on the equity shares held by them as on Friday, July 20, 2018, being the Cut-off date for the purpose.** The shareholders of the Company holding shares either in dematerialised or in physical form, as on the Cut-off date, may cast their vote electronically. A person who is not a shareholder as on the Cut-off date should treat this Notice for information purposes only.

Any person, who acquires shares of the Company and becomes a member of the Company after dispatch of the Notice and is holding shares as on the Cut-off date i.e. July 20, 2018, may obtain the User ID and password in the manner as mentioned below:

- (i) If the mobile number of the member is registered against Folio No. / DP ID Client ID, the member may send SMS: MYEPWD <space> DP ID Client ID or Event number(i.e.3801)+Folio No. to 9212993399  
 Example for NSDL : MYEPWD<SPACE>IN12345612345678  
 Example for CDSL : MYEPWD<SPACE>1402345612345678  
 Example for Physical : MYEPWD<SPACE>38011234567
- (ii) If e-mail or mobile number of the member is registered against Folio No. / DP ID Client ID, then on the home page of <https://evoting.karvy.com>, the member may click "forgot password" and enter Folio No. or DP ID Client ID and PAN to generate a password.

The process and manner for remote e-voting is as under:

1. The Company has entered into an arrangement with Karvy Computershare Private Limited ("Karvy") for facilitating remote e-voting for the ensuing Annual General Meeting. The instructions for remote e-voting are as under:

- (i) Open your web browser during the voting period and navigate to '<https://evoting.karvy.com>'.
- (ii) Enter the login credentials, i.e. user-id & password, mentioned on the Attendance Slip / Email forwarded through the electronic notice:

User-ID	For shareholder(s)/ Beneficial Owner(s) holding Shares in Demat Form:- a) For NSDL:- 8 Characters DP ID Followed By 8 Digits Client ID b) For CDSL:- 16 Digits Beneficiary ID For Members holding shares in Physical Form:- Folio Number registered with the Company
Password	Your Unique password is printed on the AGM Attendance Slip / sent via email forwarded through the electronic notice.
Captcha	Enter the Verification code for security reasons, i.e., please enter the alphabets and numbers in the exact way as they are displayed.

- (iii) After entering these details appropriately, click on "LOGIN".

- (iv) Members holding shares in Demat / Physical form will now reach password change menu wherein they are required to mandatorily change their login password in the new password field. The new password has to be minimum eight characters consisting of at least one upper case (A-Z), one lower case (a-z), one numeric value (0-9) and a special character (like \*, #, @, etc.). Kindly note that this password can be used by the Demat holders for voting for resolution of any other company on which they are eligible to vote, provided that such company opts for e-voting through Karvy's e-Voting platform. System will prompt you to change your password and update any contact details like mobile, email ID., etc on first login. You may also enter the Secret Question and answer of your choice to retrieve your password in case you forget it. It is strongly recommended not to share your password with any other person and take utmost care to keep your password confidential. Kindly ensure that you note down your password for future reference. In case you forget it, you will need to go through 'Forgot Password' option available on the Karvy's e-voting website to reset the same.
  - (v) You need to login again with the new credentials.
  - (vi) On successful login, system will prompt to select the 'Event', i.e. 'SUZLON ENERGY LIMITED'.
  - (vii) If you are holding shares in Demat form and had logged on to <https://evoting.karvy.com> and casted your vote earlier for any other company, then your existing login id and password are to be used.
  - (viii) On the voting page, you will see Resolution Description and against the same the option 'FOR/AGAINST/ABSTAIN' for voting. Enter the number of shares under 'FOR/AGAINST/ABSTAIN' or alternatively you may partially enter any number in 'FOR' and partially in 'AGAINST', but the total number in 'FOR/AGAINST' taken together should not exceed your total shareholding. If you do not want to cast a vote, you may select 'ABSTAIN'.
  - (ix) After selecting the resolution if you have decided to cast vote on the same, click on "SUBMIT" and a confirmation box will be displayed. If you wish to confirm your vote, click on "OK", else to change your vote, click on "CANCEL" and accordingly modify your vote.
  - (x) Once you 'CONFIRM' your vote on the resolution, you will not be allowed to modify your vote.
  - (xi) Corporate / Institutional Members (corporate / Fls / Flls / Trust / Mutual Funds / Banks, etc.) are required to send scanned copy (PDF format) of the relevant board resolution to the Scrutinizer through e-mail to [ashish@ravics.com](mailto:ashish@ravics.com) with a copy to [evoting@karvy.com](mailto:evoting@karvy.com). The file scanned image / pdf file of the board resolution should be in the naming format "Corporate Name".
2. Once you have cast your vote on a resolution you will not be allowed to modify it subsequently. Kindly note that once you have cast your vote you cannot modify or vote on poll at the Annual General Meeting. However, you can attend the meeting and participate in the discussions, if any.
  3. **The Portal will remain open for voting from: 9.00 a.m. on Tuesday, July 24, 2018 to 5.00 p.m. on Thursday, July 26, 2018 (both days inclusive). The e-voting portal shall be disabled by Karvy thereafter.**
  4. In case of any queries, you may refer the Frequently Asked Questions (FAQs) for shareholders and e-voting User Manual for shareholders available at the download section of <https://evoting.karvy.com>. In case of any grievances, you may contact Mr. Ganesh Chandra Patro of Karvy Computershare Private Limited at 040-67162222 or at 1800-3454-001 (toll free); email: [einward.ris@karvy.com](mailto:einward.ris@karvy.com).
  5. The Scrutinizer shall immediately after the conclusion of the voting at the Annual General Meeting, first count the votes cast at the Annual General Meeting, thereafter unblock the votes cast through remote e-voting in the presence of at least 2 (Two) witnesses not in the employment of the Company. The Scrutinizer shall submit a consolidated Scrutinizer's Report of the total votes cast in favour of or against, if any, not later than 3 (Three) days after the conclusion of the Annual General Meeting to the Chairman of the Company. The Chairman, or any other person authorised by the Chairman, shall declare the result of the voting forthwith.
  6. The resolutions will be deemed to be passed on the Annual General Meeting date subject to receipt of the requisite number of votes in favour of the resolutions.
  7. The results declared along with the Scrutinizer's Report(s) will be placed on the website of the Company ([www.suzlon.com](http://www.suzlon.com)) and on Karvy's website (<https://evoting.karvy.com>) immediately after it is declared by the Chairman, or any other person authorised by the Chairman, and the same shall be communicated to National Stock Exchange of India Limited and BSE Limited.

#### EXPLANATORY STATEMENT

[Pursuant to Section 102 of the Companies Act, 2013]

#### Agenda Item No.4: To regularise Mr. Brij Mohan Sharma, a nominee of IDBI Bank Limited as Director

Mr. Brij Mohan Sharma (DIN: 07193258) was appointed as an Additional Director in the capacity of a Nominee Director of the Company, with effect from January 1, 2018. In terms of the provisions of Section 161 of the Companies Act, 2013, he holds office up to the ensuing Annual General Meeting of the Company.

The details of Mr. Brij Mohan Sharma as required to be given in terms of Regulation 36 of the Securities and Exchange Board of India (Listing Obligations and Disclosure Requirements) Regulations, 2015 have been provided separately under Profile of Directors seeking appointment / re-appointment.

The Board of Directors recommend the appointment of Mr. Brij Mohan Sharma as the Director of the Company. In light of above, you are requested to accord your approval to the Ordinary Resolution as set out at Agenda Item No.4 of the accompanying Notice.

Except for Mr. Brij Mohan Sharma, being the appointee, none of the Directors and Key Managerial Personnel of the Company and their relatives has any concern or interest, financial or otherwise, in the proposed resolution.

#### Agenda Item No.5: To approve remuneration of the Cost Auditors

The Board of Directors have, at the recommendation of the Audit Committee, approved the appointment and remuneration of M/s. D.C.Dave & Co., Cost Accountants (Firm Registration No.000611), to conduct the audit of the Cost Records of the Company for the financial year 2018-19. In terms of Section 148 and other applicable provisions, if any, of the Companies Act, 2013 and the Rules made thereunder, the remuneration payable to the Cost Auditors has to be approved / ratified by the shareholders of the Company.

The Board of Directors recommend passing of this resolution approving the remuneration of the Cost Auditors. In light of above, you are requested to accord your approval to the Ordinary Resolution as set out at Agenda Item No.5 of the accompanying Notice.

None of the Directors and Key Managerial Personnel of the Company and their relatives has any concern or interest, financial or otherwise, in the proposed resolution.

**Agenda Item No.6: To offer, issue and allot equity shares / equity linked instruments to an extent of Rs.2,000 Crores**

The resolution contained in the agenda of the Notice is an enabling resolution to enable the Company to create, offer, issue and allot Equity Shares, GDRs, ADRs, FCCBs, FCDs, NCDs with warrants, OFIs, and / or such other securities convertible into or linked to Equity Shares and / or any other instruments and / or combination of instruments as stated in the resolution (the "Securities") to an extent of Rs.2,000 Crores. The Special Resolution also seeks to empower the Board of Directors to undertake a qualified institutional placement with qualified institutional buyers as defined under the Securities and Exchange Board of India (Issue of Capital and Disclosure Requirements) Regulations, 2009 ('ICDR Regulations'). The Board of Directors may at its discretion adopt this mechanism as prescribed under Chapter VIII of the ICDR Regulations for raising the funds, without the need for fresh approval from the shareholders.

With a view to meet the financial requirements of the Company, it is proposed to create, offer, issue and allot Equity Shares, GDRs, ADRs, FCCBs, FCDs, NCDs with warrants, OFIs, and / or such other securities convertible into or linked to Equity Shares and / or any other instruments and / or combination of instruments to the extent of Rs.2,000 Crores in one or another manner and in one or more tranches. Such further issue of such Securities would provide a platform to the Company to meet to its fund requirements and improve the financial leveraging strength of the Company.

Similar enabling resolution was passed by the shareholders at the Twenty Second Annual General Meeting of the Company held on September 22, 2017. Since the market conditions have changed since the last approval as also to meet to various regulatory requirements and as a matter of prudent practice, a fresh resolution is proposed to be passed to create, offer, issue and allot Securities to the extent of Rs.2,000 Crores in one or another manner and in one or more tranches.

In case of qualified institutional placement, the price at which Securities shall be allotted to qualified institutional buyers shall not be less than the price determined in accordance with the pricing formula in terms of the ICDR Regulations. The Board may, at its absolute discretion, decide the pricing for the Equity Shares to be issued upon exercise of the warrants in the qualified institutional placement, subject to ICDR Regulations.

In case of issuance of ADRs or GDRs, the relevant date for the purpose of pricing the Securities shall be the date of the meeting in which the Board decides to open the issue of such Securities in accordance with the Depository Receipts Scheme, 2014 and other applicable pricing provisions issued by the Ministry of Finance.

In case of issuance of FCCBs, the relevant date for the purpose of pricing the Securities shall be the date of the meeting in which the Board decides to open the issue of such Securities in accordance with the Issue of Foreign Currency Convertible Bonds and Ordinary Shares (through the Depository Receipt Mechanism) Scheme, 1993 and other applicable pricing provisions issued by the Ministry of Finance.

The relevant date for minimum issue price for issuance of Equity Shares upon exercise of the warrants shall be the date of the meeting in which the Board or a Committee of the Board decides to open the issue of warrants.

The Securities issued pursuant to the offering(s) would be listed on the Indian stock exchanges and / or international stock exchange(s) and may be represented by Securities or other financial instruments outside India. The issue, allotment and conversion would be subject to receipt of regulatory approvals, if any.

The Special Resolution seeks to give the Board of Directors the powers to issue Securities in one or more tranche or tranches, at such time or times, at such price or prices and to such person(s) including institutions, incorporated bodies and / or individuals or otherwise as the Board of Directors may in its absolute discretion deem fit.

The detailed terms and conditions for the offer will be determined in consultation with the Advisors, Lead Managers, Underwriters and such other authority or authorities as may be required to be consulted by the Company considering the prevailing market conditions and other relevant factors.

The consent of the shareholders is being sought pursuant to the provisions of Sections 23, 42, 62 and other applicable provisions, if any, of the Companies Act, 2013 and the Rules made thereunder; Chapter VIII of the ICDR Regulations and in terms of the provisions of the Securities and Exchange Board of India (Listing Obligations and Disclosure Requirements) Regulations, 2015. This Special Resolution, if passed, will have the effect of allowing the Board to offer, issue and allot Equity Shares to investors who may or may not be the existing shareholders of the Company.

The Board of Directors believe that the issue of equity shares / equity linked instruments is in the interest of the Company and therefore recommend passing of the Special Resolution in the matter. In light of above, you are requested to accord your approval to the Special Resolution as set out at Agenda Item No.6 of the accompanying Notice.

None of the Directors and Key Managerial Personnel of the Company and their relatives has any concern or interest, financial or otherwise, in the proposed resolution.

**Agenda Item No.7: To offer, issue and allot redeemable non-convertible debentures / non-equity linked instruments to an extent of Rs.900 Crores on private placement basis**

The Company has availed financial assistance from Power Finance Corporation Limited (PFC) and the current outstanding is about Rs.935 Crores together with outstanding interest. The Company is contemplating refinancing the said loan through issue of redeemable non-convertible debentures and / or non-equity linked instruments and / or any other debt securities, by whatever name called ('NCDs'), to one or more fund houses / any other eligible investors, and which shall be secured by deferred payment guarantee of PFC itself. Thus, on such refinancing the fund based facility of PFC would get converted into non-fund based facility, thereby reducing the interest obligations of the Company. The effective saving would depend upon the rate at which the Company could raise the NCDs and which is purely market driven. Such issuance of the NCDs would not in any way increase the indebtedness of the Company.

Similar enabling resolution was passed by the shareholders at the Twenty Second Annual General Meeting of the Company held on September 22, 2017 and since the said resolution was not acted upon and hence to meet to various regulatory requirements, a fresh resolution is proposed to be passed for issuance of NCDs / non-equity linked instruments.

In terms of provisions of Sections 23, 42 and 71 of the Companies Act, 2013 read with the Rule 14 of the Companies (Prospectus and Allotment of Securities) Rules, 2014 a company shall not make a private placement of its securities unless the proposed offer of securities or invitation to subscribe to the securities has been previously approved by the shareholders of the company by way of a special resolution. It shall, however, be sufficient if the company passes a special resolution only once in a year for all the offers or invitations for such non-convertible debentures during the year. It is therefore proposed to obtain approval of shareholders under Sections 23, 42, 71 and other applicable provisions if any, of the Companies Act, 2013 and Rules made thereunder, to enable the Company to make private placement of its NCDs in one or more tranches within such limits as set out in the resolution. Further, the shareholders have passed an ordinary resolution under Section 180(1)(c) of the Companies Act, 2013 on March 27, 2014 by way of postal ballot approving a borrowing limit of Rs.20,000 Crores beyond the paid up capital and free reserves of the Company.

This resolution authorises the Board of Directors / Securities Issue Committee to offer or invite subscription for redeemable non-convertible debentures and / or such other non-equity linked instruments and / or any other debt securities as may be required by the Company, from time to time and set out therein, for a period of 1 (one) year from the date of passing this special resolution.

The Board of Directors believe that the offer, issue and allotment of redeemable non-convertible debentures / non-equity linked instruments is in the interest of the Company and therefore recommend passing of the Special Resolution in the matter. In light of above, you are requested to accord your approval to the Special Resolution as set out at Agenda Item No.7 of the accompanying Notice.

None of the Directors and Key Managerial Personnel of the Company and their relatives has any concern or interest, financial or otherwise, in the proposed resolution.

**By order of the Board of Directors of Suzlon Energy Limited**

**Place : Pune**

**Date : May 30, 2018**

**Hemal A.Kanuga,  
Company Secretary.  
M.No.: F4126**

Regd. Office: "Suzlon", 5, Shrimali Society, Near Shri Krishna Complex, Navrangpura, Ahmedabad-380009.



## ANNEXURE I TO THE NOTICE

**Profile of Directors seeking appointment / re-appointment at the Twenty Third Annual General Meeting as stipulated under Regulation 36 of the Securities and Exchange Board of India (Listing Obligations and Disclosure Requirements) Regulations, 2015 is as under:**

**Mr. Girish R. Tanti (DIN: 00002603)**

**Brief resume** - Mr. Girish R. Tanti is one of the founding members of Suzlon Energy Limited. An electronics engineer with a management graduation from the Business School at The Cardiff University UK, he brings to Suzlon a unique blend of understanding the dynamics of technology and strong business acumen. He has played many roles in helping create the global corporation that Suzlon is today. Over the years he has led International Business Development, Human Resources, Information Technology, Communications and CSR – all critical functions in making Suzlon the only wind energy player from a developing nation to rank among the top five worldwide. In his current role, as Director-on-board, he provides strategic direction and oversight towards the long-term objectives of the group. Through the years, Mr. Girish R. Tanti has not only believed in, but completely devoted himself to champion the vision of harnessing the power of wind to power a greener, more sustainable tomorrow for generations to come.

The details of Mr. Girish R. Tanti are given below:

S. N.	Particulars	Details of Director
1.	Name of Director	Mr. Girish R. Tanti (DIN: 00002603)
2.	Age	48 years
3.	Qualifications	Electronics engineer with a degree in management from the Cardiff University UK
4.	Experience	Over 20 years' experience in International Business Development, Human Resources, Information Technology, Corporate Communications and CSR
5.	Details of remuneration to be paid, if any	No remuneration is proposed to be paid except sitting fees for attending the meetings of the Board and / or committees, if any within the limits prescribed by the Companies Act, 2013. The details of sitting fees paid during the year have been provided in the Corporate Governance Report forming part of the Annual Report
6.	Date of first appointment to the Board	December 4, 1995
7.	Shareholding in the Company	10,00,19,000 equity shares aggregating to 1.88% of the paid-up capital of the Company as on date of this Notice
8.	Relationship with other Directors / KMPs	Mr. Girish R. Tanti is brother of Mr. Tulsi R. Tanti, the Chairman & Managing Director and Mr. Vinod R. Tanti, the Wholetime Director & Chief Operating Officer
9.	No. of meetings attended during the year	The details have been provided in the Corporate Governance Report forming part of the Annual Report
10.	In case of Independent Directors, justification for choosing the appointee	Not Applicable
11.	Directorships, Memberships / Chairmanship of Committees	
	Name of Domestic Companies in which Director	Name of committees in which Member / Chairman
	1) Suzlon Energy Limited	Nomination and Remuneration Committee – Member CSR Committee – Member
	2) Tanti Holdings Private Limited	None
	3) Sugati Holdings Private Limited	CSR Committee – Chairman
	4) Samanvaya Holdings Private Limited	None
	5) Shivam Filaments Private Limited	None



**Mr. Tulsi R.Tanti (DIN: 00002283)**

**Brief resume** – Mr. Tulsi R.Tanti is the Founder, Chairman and Managing Director of Suzlon Group, an Indian MNC and global leader in renewable energy. A visionary and a world renowned expert on renewable energy, he is passionate about championing the cause of affordable and sustainable energy to tackle the paradigm of economic growth and climate change. He is credited with the establishment of the renewable market in India and has been conferred with numerous awards including 'Champion of the Earth' by the UN and 'Hero of the Environment' by TIME magazine. Mr. Tulsi R.Tanti holds a Bachelor degree in Commerce and a Diploma in Mechanical Engineering.

The details of Mr. Tulsi R.Tanti are given below:

S. N.	Particulars	Details of Director
1.	Name of Director	Mr. Tulsi R.Tanti (DIN: 00002283)
2.	Age	60 years
3.	Qualifications	Bachelor degree in Commerce & Diploma in Mechanical Engineering
4.	Experience	More than 25 years experience in the field of renewable energy sector
5.	Details of remuneration to be paid, if any	The details of remuneration drawn have been provided in the Corporate Governance Report forming part of the Annual Report
6.	Date of first appointment to the Board	April 10, 1995
7.	Shareholding in the Company	39,05,000 equity shares aggregating to 0.07% of the paid-up capital of the Company as on date of this Notice. He also holds shares in the capacity as karta of HUF and jointly with others
8.	Relationship with other Directors / KMPs	Mr. Tulsi R.Tanti is brother of Mr. Vinod R.Tanti, the Wholetime Director & Chief Operating Officer and Mr. Girish R.Tanti, the Non-executive Director
9.	No. of meetings attended during the year	The details have been provided in the Corporate Governance Report forming part of the Annual Report
10.	In case of Independent Directors, justification for choosing the appointee	Not Applicable
11.	Directorships, Memberships / Chairmanship of Committees	
	Name of Domestic Companies in which Director	Name of committees in which Member / Chairman
	1) Suzlon Energy Limited	Stakeholders Relationship Committee – Member CSR Committee – Chairman Securities Issue Committee – Chairman ESOP Committee – Chairman Risk Management Committee – Chairman
	2) Sugati Holdings Private Limited	CSR Committee – Member

**Mr. Brij Mohan Sharma (DIN: 07193258)**

**Brief resume** – Mr. Brij Mohan Sharma, who holds a degree in B.Com (Hons) from SRCC, Delhi University and PGDBM from IMT, Gzb, joined banking in July 1982 as probationary officer in State Bank Group and thereafter moved to new generation private sector banking in August 1995 by joining Bank of Punjab Limited. He joined IDBI Bank Limited when it was floated as private sector entity in April 2002. Mr. Sharma has worked extensively in the banking sector in retail and corporate banking as well as policy level functions in branch operations, structured retail assets and assorted functions in various capacities at Corporate Office. Presently, Mr. Brij Mohan Sharma is posted as Field Chief General Manager, Pune Zone of IDBI Bank Limited.

The details of Mr. Brij Mohan Sharma are given below:

S. N.	Particulars	Details of Director
1.	Name of Director	Mr. Brij Mohan Sharma (DIN: 07193258)
2.	Age	58 years
3.	Qualifications	Degree in B.Com (Hons) from SRCC, Delhi University and PGDBM from IMT, Gzb
4.	Experience	More than 35 years' experience in the field of Banking
5.	Details of remuneration to be paid, if any	No remuneration is proposed to be paid except sitting fees for attending the meetings of the Board and / or committees, if any within the limits prescribed by the Companies Act, 2013. The details of sitting fees paid, if any during the year have been provided in the Corporate Governance Report, forming part of the Annual Report
6.	Date of first appointment to the Board	January 1, 2018
7.	Shareholding in the Company	Nil
8.	Relationship with other Directors / KMPs	Mr. Brij Mohan Sharma is not related to any of the Directors of the Company
9.	No. of meetings attended during the year	The details have been provided in the Corporate Governance Report forming part of the Annual Report
10.	In case of Independent Directors, justification for choosing the appointee	Not Applicable
11.	Directorships, Memberships / Chairmanship of Committees	
	Name of Domestic Companies in which Director	Name of committees in which Member / Chairman
	Suzlon Energy Limited	None

## Notes:



### Notes:

## SUZLON ENERGY LIMITED

[CIN: L40100GJ1995PLC025447]

Regd. Office: "Suzlon", 5, Shrimali Society, Near Shri Krishna Complex, Navrangpura, Ahmedabad-380009;  
Tel.: +91.79.6604 5000; Fax: +91.79.2656 5540; website: www.suzlon.com; email id: investors@suzlon.com

### PROXY FORM (Form MGT.11)

[Pursuant to section 105(6) of Companies Act, 2013 and Rule 19(3) of the Companies (Management and Administration) Rules, 2014]

Name of the member(s) : \_\_\_\_\_  
Registered Address : \_\_\_\_\_  
Email ID : \_\_\_\_\_  
Folio No. / Client ID : \_\_\_\_\_  
DP ID : \_\_\_\_\_

I / We, being the member(s) of \_\_\_\_\_ shares of the above named Company hereby appoint:

1. Name : \_\_\_\_\_ E-mail Id : \_\_\_\_\_  
Address : \_\_\_\_\_  
Signature : \_\_\_\_\_  
or failing him
2. Name : \_\_\_\_\_ E-mail Id : \_\_\_\_\_  
Address : \_\_\_\_\_  
Signature : \_\_\_\_\_  
or failing him
3. Name : \_\_\_\_\_ E-mail Id : \_\_\_\_\_  
Address : \_\_\_\_\_  
Signature : \_\_\_\_\_

as my / our proxy to attend and vote (on a poll) for me / us and on my / our behalf at the Twenty Third Annual General Meeting of the Company, to be held on Friday, July 27, 2018 at 11.00 a.m. at Gujarat Chamber of Commerce & Industry, Sheth Shri Amrutlal Hargovandas Memorial Hall, Shri Ambica Mills-Gujarat Chamber Bldg., Ashram Road, Ahmedabad-380009 and at any adjournment thereof in respect of such resolutions as are indicated below:

Resolution No.	Particulars	Ordinary / Special Resolution
1.	To adopt Financial Statements, etc. for the financial year 2017-18	Ordinary Resolution
2.	To re-appoint Mr. Girish R.Tanti as Director	Ordinary Resolution
3.	To re-appoint Mr. Tulsi R.Tanti as Director	Ordinary Resolution
4.	To regularise Mr. Brij Mohan Sharma, a nominee of IDBI Bank Limited as Director	Ordinary Resolution
5.	To approve remuneration of the Cost Auditors	Ordinary Resolution
6.	To offer, issue and allot equity shares / equity linked instruments to an extent of Rs.2,000 Crores	Special Resolution
7.	To offer, issue and allot redeemable non-convertible debentures / non-equity linked instruments to an extent of Rs.900 Crores on private placement basis	Special Resolution

Signed this \_\_\_\_\_ day of \_\_\_\_\_ 2018

Signature of shareholder: \_\_\_\_\_

Signature of proxy holder(s): \_\_\_\_\_

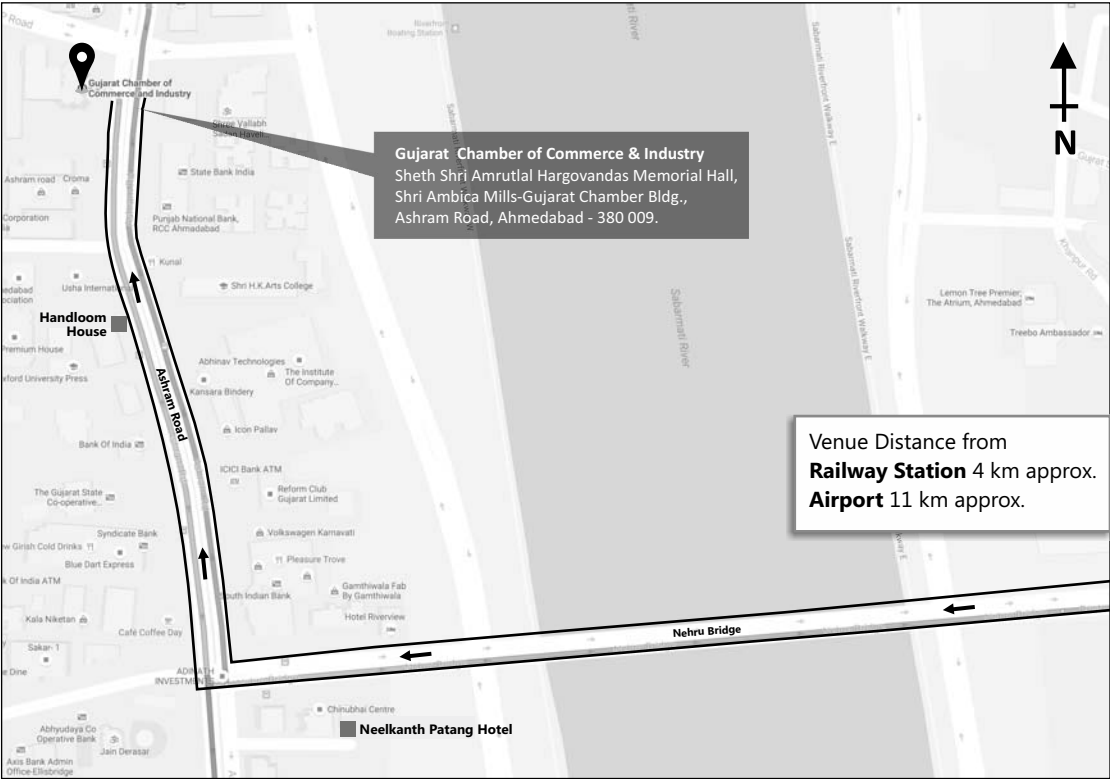
Affix Revenue  
Stamp

**Note: This form of proxy in order to be effective should be duly completed, stamped, signed and deposited at the Company's Registered Office, not less than 48 (Forty Eight) hours before the commencement of the Twenty Third Annual General Meeting of the Company.**



# MAP OF VENUE OF THE TWENTY THIRD ANNUAL GENERAL MEETING OF SUZLON ENERGY LIMITED [CIN:L40100GJ1995PLC025447]

**Gujarat Chamber of Commerce & Industry, Sheth Shri Amrutlal Hargovandas Memorial Hall, Shri Ambica Mills-Gujarat Chamber Bldg., Ashram Road, Ahmedabad - 380 009.**



# SUZLON OVERVIEW



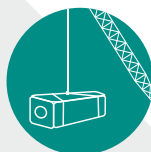
**7,600+**  
Workforce



**1,800+**  
Customers Globally



**17,900+ MW**  
Installed Capacity



**11,600+**  
WTGs Installed



**No.1 in India's**  
Renewable Sector

## IMPACT OF **17,900+ MW WIND ENERGY** INSTALLATIONS



**03 Billion**  
Trees absorbing  
CO<sub>2</sub> per year



**06 Million**  
Cars taken off  
the road



**09 Million**  
Households  
powered



**27 Million**  
Tonnes of  
coal saved



**38 Million**  
Tonnes of CO<sub>2</sub>  
emissions prevented



**200 Million**  
Desktop computers  
being powered





# SUZLON

POWERING A GREENER TOMORROW

**REGISTERED OFFICE :**

"Suzlon", 5, Shrimali Society,  
Near Shri Krishna Complex, Navrangpura,  
Ahmedabad - 380009, India  
Tel: +91-79-6604 5000,  
Fax: +91-79-2656 5540

**GROUP HEADQUARTERS:**

One Earth, Hadapsar,  
Pune - 411 028, India  
Ph.: +91.20.6702 2000,  
Fax : +91.20.6702 2100

[www.suzlon.com](http://www.suzlon.com)