

SHAREHOLDING PATTERN UNDER REGULATION 31 OF SECURITIES AND EXCHANGE BOARD OF INDIA (LISTING OBLIGATIONS AND DISCLOSURE REQUIREMENTS) REGULATIONS, 2015

1 Name of Listed Entity : SUZLON ENERGY LIMITED [CIN: L40100GJ1995PLC025447]
 2 Scrip Code : 532667 (BSE)
 Name of Scrip: : SUZLON (NSE)
 Class of Security: : Equity Shares of Rs.2 each
 3 Shareholding Pattern filed under Reg. 31(1)(a) / 31(1)(b) / 31(1)(c) : **31(1)(b)**
 a. If under 31(1)(b) then indicate the report for quarter ending: : December 31, 2023
 b. If under 31(1)(c) then indicate the date of allotment / extinguishment: : Not Applicable
 4 Declarations: :
 S.N. Particulars :
 a) Whether the Company has issued any partly paid up shares? : Yes / No
 b) Whether the Company has issued any Convertible Securities or Warrants? : Yes (See Note below)
 c) Whether the Company has any shares against which depository receipts are issued? : No
 d) Whether the Company has any shares in lock-in? : No
 e) Whether any shares held by promoters are pledged or otherwise encumbered? : No
 f) Whether the Company has equity shares with differential voting rights? : No
 g) Whether the Company has any significant beneficial owner? : Yes

TABLE I - SUMMARY STATEMENT HOLDING OF SPECIFIED SECURITIES

Category code	Category of shareholder	No. of shareholders	No. of fully paid up equity shares held	No. of partly paid up equity shares held (See note below)	No. of shares underlying DRs	Total no. of equity shares held	Shareholding as a % of total no. of shares [as a % of A+B+C2]	No. of Voting Rights held in each class of securities			No. of shares under-lying o/s conv. Sec. (incl. warrant)#	Shareholding as a % assuming full conv. of conv. sec (as a % of diluted cap.i.e. A+B+C2)	No. of locked in shares		No. of shares pledged or otherwise encumbered		No. of equity shares held in demat form
								Class X - Equity	Class Y	Total as a % of Total Voting rights i.e. [as a % of A+B+C]			No. (a)	As a % of total shares held (b)	No. (a)	As a % of total shares held (b)	
(I)	(II)	(III)	(IV)	(V)	(VI)	[VII = (IV)+(V)+(VI)]	(VIII)	(IX)			(X)	[XI = (VII)+(X)]	(XII)		(XIII)		XIV
(A)	Promoter and Promoter Group	12	1808685603	0	0	1808685603	13.29	1808685603	0	13.30	0	13.29	0	0.00	0	0.00	1808685603
(B)	Public	3512028	11768007929	35994690	0	11804002619	86.71	11786005274	0	86.70	0	86.71	0	0.00	NA	NA	11803947123
(C)	Non Promoter Non Public																
(C1)	Shares underlying Depository Receipts	0	0	0	0	0	NA	0	0	0.00	0	0	0	0.00	NA	NA	0
(C2)	Shares held by Employee Trusts	0	0	0	0	0	0.00	0	0	0.00	0	0	0	0.00	NA	NA	0
	Total [A+B+C]	3512040	13576693532	35994690	0	13612688222	100.00	13594690877	0	100.00	0	100.00	0	0.00	0	0.00	13612632726

For Suzlon Energy Limited



G. S. Vaidya

Geetanjali S.Vaidya
Company Secretary

Place: Pune

Date: 18-01-2024

Notes:

- (1) Out of the total 3,47,37,799 partly paid-up shares shown above in column V, the Company has received first and final call money on 5,90,808 shares and accordingly has obtained listing permission for the same from Stock Exchanges. However since these shares could not be credited to the demat account of respective allottees due to technical rejections, these are still reflected under the partly paid ISIN in the records of the Depositories.
- (2) As on December 31, 2023, the paid-up equity share capital of the Company comprises of 1357,85,41,231 fully paid-up equity shares having a face value of Rs.2/- each bearing ISIN INE040H01021 and 3,41,46,991 partly paid-up equity shares having a face value of Rs.2/- each with Re.1/- paid-up bearing ISIN IN9040H01011. The paid-up capital as on December 31, 2023 includes 5,90,808 shares as fully paid up since call money has been paid on these shares.
- (3) The voting rights are considered in proportion to the amount paid-up on the face value of the shares, i.e. Fully paid-up share as having one voting right whereas partly paid-up shares are considered as having half voting right.

TABLE II - STATEMENT SHOWING SHAREHOLDING PATTERN OF THE PROMOTER AND PROMOTER GROUP

Category code	Category of shareholder	PAN	No. of share-holders	No. of fully paid up equity shares held	No. of partly paid up equity shares held	No. of shares underlying DRs	Total no. of equity shares held	Share-holding as a % of total no. of shares [as a % of A+B+C2]	No. of Voting Rights held in each class of securities			No. of shares under-lying o/s conv. Sec. (incl. warrant)	Share-holding as a % assuming full conv. of conv. sec (as a % of diluted cap.i.e. A+B+C2)	No. of locked in shares		No. of shares pledged or otherwise encumbered		No. of equity shares held in demat form
									Class X - Equity	Class Y	Total as a % of Total Voting rights i.e. [as a % of A+B+C]			No. (a)	As a % of total shares held (b)	No. (a)	As a % of total shares held (b)	
	(I)	(II)	(III)	(IV)	(V)	(VI)	(VII = IV+V+VI)	(VIII)	(IX)			(X)	(XI = VII+X)	(XII)		(XIII)		(XIV)
(1)	Indian																	
(a)	Individuals / HUFs																	
i)	Promoters																	
1	Tulsi R.Tanti (Refer Note 1)	AARPT6363J	1	4834761	0	0	4834761	0.04	4834761	0	0.04	0	0.04	0	0	0	0.00	4834761
2	Gita T.Tanti	AASPT6380Q	1	12000	0	0	12000	0.00	12000	0	0.00	0	0.00	0	0	0	0.00	12000
3	Pranav T.Tanti as karta of Tulsi Ranchhodbhai HUF	AAAHT4207Q	1	18000000	0	0	18000000	0.13	18000000	0	0.13	0	0.13	0	0	0	0.00	18000000
4	Vinod R.Tanti as karta of Ranchhodbhai Ramjibhai HUF	AAAHT4206R	1	52705714	0	0	52705714	0.39	52705714	0	0.39	0	0.39	0	0	0	0.00	52705714
5	Tulsi R.Tanti J/w. Vinod R.Tanti J/w. Jitendra R.Tanti as trustees of Ranchhodbhai Ramjibhai Family Trust (Refer Note 1)	AAATR1895E	1	52817142	0	0	52817142	0.39	52817142	0	0.39	0	0.39	0	0	0	0.00	52817142
ii)	Promoter Group																	
6	Vinod R.Tanti	AARPT6367N	1	30267000	0	0	30267000	0.22	30267000	0	0.22	0	0.22	0	0	0	0.00	30267000
7	Jitendra R.Tanti	AARPT6364R	1	9023000	0	0	9023000	0.07	9023000	0	0.07	0	0.07	0	0	0	0.00	9023000
8	Rambhaben Ukabhai	AASPT6381R	1	473176759	0	0	473176759	3.48	473176759	0	3.48	0	3.48	0	0	0	0.00	473176759
9	Girish R.Tanti	ABFPT3310E	1	100019000	0	0	100019000	0.73	100019000	0	0.74	0	0.73	0	0	0	0.00	100019000
10	The Tanti Trust (through its Trustee Mr. Vinod Ranchhodbhai Tanti)	AADTT4923C	1	1000	0	0	1000	0.00	1000	0	0.00	0	0.00	0	0	0	0.00	1000
(b)	Central Govt. / State Govt.		0	0	0	0	0	0.00	0	0	0.00	0	0.00	0	0	0	0.00	0
(c)	Financial Institutions / Banks		0	0	0	0	0	0.00	0	0	0.00	0	0.00	0	0	0	0.00	0
(d)	Any other (specify)		0	0	0	0	0	0.00	0	0	0.00	0	0.00	0	0	0	0.00	0
i)	Bodies Corporate		0	0	0	0	0	0.00	0	0	0.00	0	0.00	0	0	0	0.00	0
	Promoter		0	0	0	0	0	0.00	0	0	0.00	0	0.00	0	0	0	0.00	0
1	Tanti Holdings Private Limited	AACCS1420K	1	701972874	0	0	701972874	5.16	701972874	0	5.16	0	5.16	0	0.00	0	0.00	701972874
	Promoter Group		0	0	0	0	0	0.00	0	0	0.00	0	0.00	0	0	0	0.00	0
2	Samanvaya Holdings Private Limited	AAJCS3004L	1	365856353	0	0	365856353	2.69	365856353	0	2.69	0	2.69	0	0	0	0.00	365856353
	Sub-Total (A1)		12	1808685603	0	0	1808685603	13.29	1808685603	0	13.30	0	13.29	0	0.00	0	0.00	1808685603
2	Foreign																	
(a)	Individuals/NRIs/Foreign Individuals		0	0	0	0	0	0.00	0	0	0.00	0	0.00	0	0	0	0.00	0
(b)	Government		0	0	0	0	0	0.00	0	0	0.00	0	0.00	0	0	0	0.00	0
(c)	Institutions		0	0	0	0	0	0.00	0	0	0.00	0	0.00	0	0	0	0.00	0
(d)	Foreign Portfolio Investor		0	0	0	0	0	0.00	0	0	0.00	0	0.00	0	0	0	0.00	0
(e)	Any other (specify)		0	0	0	0	0	0.00	0	0	0.00	0	0.00	0	0	0	0.00	0
	Sub-Total (A2)		0	0	0	0	0	0.00	0	0	0.00	0	0.00	0	0	0	0.00	0
	Total Promoters [A = A1 + A2]		12	1808685603	0	0	1808685603	13.29	1808685603	0	13.30	0	13.29	0	0.00	0	0.00	1808685603

Note 1: The transmission process has been initiated, however pending approval formalities by National Securities Depository Limited (NSDL), the shares are still reflected in the name of Late Mr. Tulsi R.Tanti in the records of the depositories.



TABLE III - STATEMENT SHOWING SHAREHOLDING PATTERN OF THE PUBLIC SHAREHOLDERS

Category code	Category of shareholder	PAN	No. of share-holders	No. of fully paid up equity shares held	No. of partly paid up equity shares held	No. of shares underlying DRs	Total no. of equity shares held	Share-holding as a % of total no. of shares [as a % of A+B+C2]	No. of Voting Rights held in each class of securities			No. of shares under-lying o/s conv. Sec. (incl. warrant)	Share-holding as a % assuming full conv. of conv. sec (as a % of diluted cap.i.e. A+B+C2)	No. of locked in shares		No. of shares pledged or otherwise encumbered		No. of equity shares held in demat form	Sub-categorisation of shareholding (no. of shares)		
									Class X - Equity	Class Y	Total as a % of Total Voting rights i.e. [as a % of A+B+C]			No. (a)	As a % of total shares held (b)	No. (a)	As a % of total shares held (b)		Sub-category (i) (Shareholders who are represented by Nominee Director)	Sub-category (ii) (Shareholders who have entered into Shareholders Agreement with Listed Company)	Sub-category (iii) (Shareholders acting as PACs with Promoters)
	(I)	(II)	(III)	(IV)	(V)	(VI)	(VII = IV+V+VI)	(VIII)	(IX)			(X)	(XI = VII+X)	(XII)		(XIII)		(XIV)	(XV)		
(1)	Institutions (Domestic)																				
(a)	Mutual Funds		17	180556675	0	0	180556675	1.33	180556675	0	1.33	0	1.33	0	0	NA	NA	180556675	0	0	0
(b)	Venture Capital Funds		0	0	0	0	0	0.00	0	0	0.00	0	0.00	0	0	NA	NA	0	0	0	0
(c)	Alternate Investment Funds		18	73452505	0	0	73452505	0.54	73452505	0	0.54	0	0.54	0	0	NA	NA	73452505	0	0	0
(d)	Banks		11	429562804	0	0	429562804	3.16	429562804	0	3.16	0	3.16	0	0	NA	NA	429562804	0	0	0
> 1%	IDBI BANK LTD.	AABCI8842G	1	167629809	0	0	167629809	1.23	167629809	0	1.23	0	1.23	0	0	NA	NA	167629809	0	0	0
(e)	Insurance Companies		2	153200003	0	0	153200003	1.13	153200003	0	1.13	0	1.13	0	0	NA	NA	153200003	0	0	0
> 1%	LICI HEALTH PLUS NON UNIT FUND	AAACL0582H	1	139905986	0	0	139905986	1.03	139905986	0	1.03	0	1.03	0	0	NA	NA	139905986	0	0	0
(f)	Provident / Pension Funds		0	0	0	0	0	0.00	0	0	0.00	0	0.00	0	0	NA	NA	0	0	0	0
(g)	Asset Reconstruction Companies		0	0	0	0	0	0.00	0	0	0.00	0	0.00	0	0	NA	NA	0	0	0	0
(h)	Sovereign Wealth Funds		0	0	0	0	0	0.00	0	0	0.00	0	0.00	0	0	NA	NA	0	0	0	0
(i)	NBFCs registered with RBI		11	537796	0	0	537796	0.00	537796	0	0.00	0	0.00	0	0	NA	NA	537796	0	0	0
(j)	Other Financial Institutions		1	750	0	0	750	0.00	750	0	0.00	0	0.00	0	0	NA	NA	750	0	0	0
(k)	Any Other (specify)		0	0	0	0	0	0.00	0	0	0.00	0	0.00	0	0	NA	NA	0	0	0	0
	Sub-Total (B1)		60	837310533	0	0	837310533	6.15	837310533	0	6.16	0	6.15	0	0	NA	NA	837310533	0	0	0
(2)	Institutions (Foreign)																				
(a)	Foreign Direct Investment		0	0	0	0	0	0.00	0	0	0.00	0	0.00	0	0	NA	NA	0	0	0	0
(b)	Foreign Venture Capital Investors		0	0	0	0	0	0.00	0	0	0.00	0	0.00	0	0	NA	NA	0	0	0	0
(c)	Sovereign Wealth Funds		0	0	0	0	0	0.00	0	0	0.00	0	0.00	0	0	NA	NA	0	0	0	0
(d)	Foreign Portfolio Investors Category I		380	2224126811	5298	0	2224132109	16.34	2224129460	0	16.36	0	16.34	0	0	NA	NA	2224132109	0	0	0
> 1%	VANGUARD EMERGING MARKETS STOCK INDEX FUND, A SERI	AAATY0918K	1	156989292	0	0	156989292	1.15	156989292	0	1.15	0	1.15	0	0	NA	NA	156989292			
> 1%	VANGUARD TOTAL INTERNATIONAL STOCK INDEX FUND	AABTV0442N	1	159623574	0	0	159623574	1.17	159623574	0	1.17	0	1.17	0	0	NA	NA	159623574			
> 1%	ISHARES GLOBAL CLEAN ENERGY ETF	AABTI9313B	1	147828757	0	0	147828757	1.09	147828757	0	1.09	0	1.09	0	0	NA	NA	147828757			
> 1%	ISHARES II PUBLIC LIMITED COMPANY - ISHARES GLOBAL	AAGCI4657Q	1	192349475	0	0	192349475	1.41	192349475	0	1.41	0	1.41	0	0	NA	NA	192349475			
(e)	Foreign Portfolio Investors Category II		17	80419909	0	0	80419909	0.59	80419909	0	0.59	0	0.59	0	0	NA	NA	80419909	0	0	0
(f)	Overseas Depositories (holding DRs) (balancing figure)		0	0	0	0	0	0.00	0	0	0.00	0	0.00	0	0	NA	NA	0	0	0	0
(g)	Any Other (specify)																				
(i)	Foreign Institutional Investor		1	122593632	0	0	122593632	0.90	122593632	0	0.90	0	0.90	0	0	NA	NA	122593632	0		
(ii)	Bank (Foreign)		1	1175	0	0	1175	0.00	1175	0	0.00	0	0.00	0	0	NA	NA	0	0		
	Sub-Total (B2)		399	2427141527	5298	0	2427146825	17.83	2427144176	0	17.85	0	17.83	0	0	NA	NA	2427145650	0		




TABLE III - STATEMENT SHOWING SHAREHOLDING PATTERN OF THE PUBLIC SHAREHOLDERS

Category code	Category of shareholder	PAN	No. of shareholders	No. of fully paid up equity shares held	No. of partly paid up equity shares held	No. of shares underlying DRs	Total no. of equity shares held	Shareholding as a % of total no. of shares [as a % of A+B+C2]	No. of Voting Rights held in each class of securities			No. of shares under-lying o/s conv. Sec. (incl. warrant)	Shareholding as a % assuming full conv. of conv. sec (as a % of diluted cap.i.e. A+B+C2)	No. of locked in shares		No. of shares pledged or otherwise encumbered		No. of equity shares held in demat form	Sub-categorisation of shareholding (no. of shares)		
									Class X - Equity	Class Y	Total as a % of Total Voting rights i.e. [as a % of A+B+C]			No. (a)	As a % of total shares held (b)	No. (a)	As a % of total shares held (b)		Sub-category (i) (Shareholders who are represented by Nominee Director)	Sub-category (ii) (Shareholders who have entered into Shareholders Agreement with Listed Company)	Sub-category (iii) (Shareholders acting as PACs with Promoters)
	(I)	(II)	(III)	(IV)	(V)	(VI)	(VII = IV+V+VI)	(VIII)	(IX)			(X)	(XI = VII+X)	(XII)		(XIII)		(XIV)	(XV)		
(3)	Central Government / State Government(s)																				
(a)	Central Government / President of India		0	0	0	0	0	0.00	0	0	0.00	0	0.00	0	0	NA	NA	0	0	0	0
(b)	State Government / Governor		0	0	0	0	0	0.00	0	0	0.00	0	0.00	0	0	NA	NA	0	0	0	0
(c)	Shareholding by Companies or Bodies Corporate where Central / State Government is a promoter		5	18850	0	0	18850	0.00	18850	0	0.00	0	0.00	0	0	NA	NA	18850	0	0	0
	Sub-Total (B3)		5	18850	0	0	18850	0.00	18850	0	0.00	0	0.00	0	0	NA	NA	18850	0	0	0
(4)	Non-institutions																	0			
(a)	Associate companies/ Subsidiaries		0	0	0	0	0	0.00	0	0	0.00	0	0.00	0	0	NA	NA	0	0	0	0
(b)	Directors and their relatives (excluding independent directors and nominee directors)		0	0	0	0	0	0.00	0	0	0.00	0	0.00	0	0	NA	NA	0	0	0	0
(c)	Key Managerial Personnel		2	215167	0	0	215167	0.00	215167	0	0.00	0	0.00	0	0	NA	NA	215167	0	0	0
(d)	Relatives of promoters (other than immediate relatives' of promoters disclosed under 'Promoter and promoter Group' category)		0	0	0	0	0	0.00	0	0	0.00	0	0.00	0	0	NA	NA	0	0	0	0
(e)	Trusts where any person belonging to 'Promoter and Promoter Group' category is 'trustee', 'beneficiary', or 'author of the trust'		0	0	0	0	0	0.00	0	0	0.00	0	0.00	0	0	NA	NA	0	0	0	0
(f)	Investor Education and Protection Fund (IEPF)		0	0	0	0	0	0.00	0	0	0.00	0	0.00	0	0	NA	NA	0	0	0	0
(g)	Resident Individuals holding nominal share capital up to Rs. 2 lakhs		3462798	3455643423	31505462	0	3487148885	25.62	3471396156	0	25.53	0	25.62	0	0	NA	NA	3487095314	0	0	0
(h)	Resident Individuals holding nominal share capital in excess of Rs. 2 lakhs		5058	2299586717	1969877	0	2301556594	16.91	2300571655	0	16.92	0	16.91	0	0	NA	NA	2301556594	0	0	0
(i)	Non Resident Indians (NRIs)		18032	200264466	1316531	0	201580997	1.48	200922731	0	1.48	0	1.48	0	0	NA	NA	201580247	0	0	0
(j)	Foreign Nationals		4	24132	0	0	24132	0.00	24132	0	0.00	0	0.00	0	0	NA	NA	24132	0	0	0
(k)	Foreign Companies / Foreign Corporate Bodies		1	371916792	0	0	371916792	2.73	371916792	0	2.74	0	2.73	0	0	NA	NA	371916792	0	0	0
> 1%	BELGRAVE INVESTMENT FUND	AAICB1115E	1	371916792	0	0	371916792	2.73	371916792	0	2.74	0	2.73	0	0	NA	NA	371916792	0	0	0




TABLE III - STATEMENT SHOWING SHAREHOLDING PATTERN OF THE PUBLIC SHAREHOLDERS

Category code	Category of shareholder	PAN	No. of shareholders	No. of fully paid up equity shares held	No. of partly paid up equity shares held	No. of shares underlying DRs	Total no. of equity shares held	Shareholding as a % of total no. of shares [as a % of A+B+C2]	No. of Voting Rights held in each class of securities			No. of shares under-lying o/s conv. Sec. (incl. warrant)	Shareholding as a % assuming full conv. of conv. sec (as a % of diluted cap.i.e. A+B+C2)	No. of locked in shares		No. of shares pledged or otherwise encumbered		No. of equity shares held in demat form	Sub-categorisation of shareholding (no. of shares)		
									Class X - Equity	Class Y	Total as a % of Total Voting rights i.e. [as a % of A+B+C]			No. (a)	As a % of total shares held (b)	No. (a)	As a % of total shares held (b)		Sub-category (i) (Shareholders who are represented by Nominee Director)	Sub-category (ii) (Shareholders who have entered into Shareholders Agreement with Listed Company)	Sub-category (iii) (Shareholders acting as PACs with Promoters)
	(I)	(II)	(III)	(IV)	(V)	(VI)	(VII = IV+V+VI)	(VIII)	(IX)			(X)	(XI = VII+X)	(XII)		(XIII)		(XIV)	(XV)		
(I)	Bodies Corporate		3803	2002898799	362799	0	2003261598	14.72	2003080198	0	14.73	0	14.72	0	0	NA	NA	2003261598	0	0	0
> 1%	CANNON REALTY PVT. LTD. J/W. SUN FASTFIN SERVICES PVT. LTD. IN THE CAPACITY OF PARTNERS OF M/S. GEE SIX ENTERPRISES	AAQFG4147A	1	241091631	0	0	241091631	1.77	241091631	0	1.77	0	1.77	0	0	NA	NA	241091631	0	0	0
> 1%	ADITYA MEDISALES LTD. J/W. MACKINON ENTERPRISES PVT. LTD. (FORMERLY M J PHARMACEUTICALS PVT. LTD.) J/W. MS. VIDHI SHANGHVI IN THE CAPACITY OF PARTNERS OF M/S. EXPERT VISION	AAFFE0868H	1	139475019	0	0	139475019	1.02	139475019	0	1.03	0	1.02	0	0	NA	NA	139475019	0	0	0
> 1%	SUN PETROCHEMICALS PRIVATE LIMITED J/W. ADITYA MEDISALES LTD. J/W. AALOK D. SHANGHVI IN THE CAPACITY OF PARTNERS OF M/S. GOLDENSTAR ENTERPRISES	AAQFG0104D	1	175887231	0	0	175887231	1.29	175887231	0	1.29	0	1.29	0	0	NA	NA	175887231	0	0	0
> 1%	SUN PETROCHEMICALS PRIVATE LIMITED J/W. ADITYA MEDISALES LTD. J/W. VIBHA SHANGHVI IN THE CAPACITY OF PARTNERS OF M/S. PIONEER RESOURCES	AAQFP8544A	1	175887231	0	0	175887231	1.29	175887231	0	1.29	0	1.29	0	0	NA	NA	175887231	0	0	0
> 1%	SURAKSHA BUILDWELL LLP	ABTFS2875D	1	141777609	0	0	141777609	1.04	141777609	0	1.04	0	1.04	0	0	NA	NA	141777609	0	0	0
> 1%	ADITYA THERMAL ENERGY PRIVATE LIMITED J/W. ADITYA MEDISALES LTD. J/W. KUMUD S. SHANGHVI IN THE CAPACITY OF PARTNERS OF M/S. SUNRISE ASSOCIATES	ACSF59818G	1	175887231	0	0	175887231	1.29	175887231	0	1.29	0	1.29	0	0	NA	NA	175887231	0	0	0
> 1%	AMRIK SINGH AND SONS CRANE SERVICES PRIVATE LIMITED	AAHCA0113E	1	144257207	0	0	144257207	1.06	144257207	0	1.06	0	1.06	0	0	NA	NA	144257207	0	0	0
(m)	Any Other (specify)																				
(i)	Clearing Members		19	147825	6967	0	154792	0.00	151308	0	0.00	0	0.00	0	0	NA	NA	154792	0	0	0
(ii)	HUF		21820	172575919	826756	0	173402675	1.27	172989297	0	1.27	0	1.27	0	0	NA	NA	173402675	0	0	0




TABLE III - STATEMENT SHOWING SHAREHOLDING PATTERN OF THE PUBLIC SHAREHOLDERS

Category code	Category of shareholder	PAN	No. of shareholders	No. of fully paid up equity shares held	No. of partly paid up equity shares held	No. of shares underlying DRs	Total no. of equity shares held	Shareholding as a % of total no. of shares [as a % of A+B+C2]	No. of Voting Rights held in each class of securities			No. of shares under-lying o/s conv. Sec. (incl. warrant)	Shareholding as a % assuming full conv. of conv. sec (as a % of diluted cap.i.e. A+B+C2)	No. of locked in shares		No. of shares pledged or otherwise encumbered		No. of equity shares held in demat form	Sub-categorisation of shareholding (no. of shares)		
									Class X - Equity	Class Y	Total as a % of Total Voting rights i.e. [as a % of A+B+C]			No. (a)	As a % of total shares held (b)	No. (a)	As a % of total shares held (b)		Sub-category (i) (Shareholders who are represented by Nominee Director)	Sub-category (ii) (Shareholders who have entered into Shareholders Agreement with Listed Company)	Sub-category (iii) (Shareholders acting as PACs with Promoters)
	(i)	(ii)	(iii)	(iv)	(v)	(vi)	(vii = iv+v+vi)	(viii)	(ix)			(x)	(xi = vii+x)	(xii)		(xiii)		(xiv)	(xv)		
(iii) Trusts			27	263779	1000	0	264779	0.00	264279	0	0.00	0	0.00	0	0	NA	NA	264779	0	0	0
	Sub-Total (m)		21866	172987523	834723	0	173822246	1.28	173404884	0	1.28	0	1.28	0	0	NA	NA	173822246	0	0	0
	Sub-Total (B4)		3511564	8503537019	35989392	0	8539526411	62.73	8521531715	0	62.68	0	62.73	0	0	NA	NA	8539472090	0	0	0
	Total Public (B = B1+B2+B3+B4)		3512028	11768007929	35994690	0	11804002619	86.71	11786005274	0	86.70	0	86.71	0	0	NA	NA	11803947123	0	0	0



TABLE III-A - STATEMENT SHOWING SHAREHOLDING OF PERSONS ACTING IN CONCERT				
Details of shareholders acting as persons in concert including their shareholding (No. and %)				
Sr. No.	Name shareholders acting as persons acting in concert	No. of fully paid up equity shares held	Shareholding as a % of A+B+C]	Share-holding as a % of diluted capital
	NA			



TABLE III-B -STATEMENT SHOWING DETAILS OF UNCLAIMED SHARES

Details of Shares which remain unclaimed may be given here along with details such as number of shareholders, outstanding shares held in demat/unclaimed suspense account

No. of Shareholders	No. of shares
112	9800



TABLE IV - STATEMENT SHOWING SHAREHOLDING PATTERN OF THE NON-PROMOTER - NON-PUBLIC SHAREHOLDER

Category code	Category of shareholder	PAN	No. of shareholders	No. of fully paid up equity shares held	No. of partly paid up equity shares held	No. of shares underlying DRs	Total no. of equity shares held	Shareholding as a % of total no. of shares [as a % of A+B+C2]	No. of Voting Rights held in each class of securities			No. of shares under-lying o/s conv. Sec. (incl. warrant)	Shareholding as a % assuming full conv. of conv. sec (as a % of diluted cap.i.e. A+B+C2)	No. of locked in shares		No. of shares pledged or otherwise encumbered		No. of equity shares held in demat form
									Class X - Equity	Class Y	Total as a % of Total Voting rights i.e. [as a % of A+B+C]			No. (a)	As a % of total shares held (b)	No. (a)	As a % of total shares held (b)	
	(I)	(II)	(III)	(IV)	(V)	(VI)	(VII = IV+V+VI)	(VIII)	(IX)			(X)	(XI = VII+X)	(XII)		(XIII)		(XIV)
(1)	Custodian / DR Holder	-	0	0	0	0	0	0.00	0	0	0.00	0	0.00	0	0	NA	NA	0
(a)	Name of DR Holder, if available	NA	NA	NA	NA	NA	NA	NA	NA	NA	NA	NA	NA	NA	NA	NA	NA	NA
(2)	Employee Benefit Trust under SEBI (Share based Employee Benefit) Regulations, 2014	-	0	0	0	0	0	0.00	0	0	0.00	0	0.00	0	0	NA	NA	0
(a)	Name, if available	NA	NA	NA	NA	NA	NA	NA	NA	NA	NA	NA	NA	NA	NA	NA	NA	NA
	Total Non Promoter - Non Public Shareholding [C = C1 +C2]		0	0	0	0	0	0.00	0	0	0.00	0	0	0	0	NA	NA	0

Note: Names of all holders holding more than 1% of total number of shares are required to be given - N.A.



TABLE V - STATEMENT SHOWING DETAILS OF SIGNIFICANT BENEFICIAL OWNERS (SBOs)

Sr. No.	Details of the SBO			Details of the registered owner			Details of holding / exercise of right of the SBO in the reporting company, whether direct or indirect*:		Date of creation / acquisition of significant beneficial interest
	(I)			(II)			(III)		(IV)
	Name	PAN / Passport No. in case of a foreign national	Nationality	Name	PAN / Passport No. in case of a foreign national	Nationality	Whether by virtue of:		
							a) Shares	%	
							b) Voting rights	%	
							c) Rights on distributable dividend or any other distribution	%	
							d) Exercise of control		
							e) Exercise of significant influence		
1	Vinod R.Tanti	AARPT6367N	Indian	Vinod R.Tanti	AARPT6367N	Indian	d) Exercise of control	Yes	10/7/2022
							e) Exercise of significant influence	Yes	

Notes:

- 1 Name of SBO - No individual who acting alone or together with or through any person or trust holds more than 10% of the equity paid Promoter Group of the Company. Accordingly, Mr. Vinod R.Tanti is the Significant Beneficial Owner in terms of Rule 2(h)(iv) of the Companies (Significant Beneficial Owners) Rules, 2018.



TABLE VI - STATEMENT SHOWING FOREIGN OWNERSHIP LIMITS

Sr. No.	Particulars	Date	FII		NRI		Sectoral Cap permissible limit	
			Approved limits	Limits utilised*	Approved limits	Limits utilised*	Approved limits	Limits utilised*
1	As on shareholding date	31-12-2023	As per Sectoral permissible limit	22.21%	10%	1.18%	100% (Automatic Route)	26.98%
2	As on the end of previous 1st quarter	30-09-2023		13.07%		1.12%		18.77%
3	As on the end of previous 2nd quarter	30-06-2023		8.09%		1.03%		14.31%
4	As on the end of previous 3rd quarter	31-03-2023		7.47%		0.98%		11.74%
5	As on the end of previous 4th quarter	31-12-2022		7.42%		0.96%		11.67%

* As per foreign investment monitoring details maintained by Central Depository Services (India) Limited, the Designated Depository in terms of SEBI Circular dated April 5, 2018

For Suzlon Energy Limited

Place: Pune
Date: 18-01-2024



G. S. Vaidya

Geetanjali S.Vaidya
Company Secretary